

Instructions for Parts Books

The heading at the top of the page will be the same for the picture of the parts at it is for the page with the part numbers.

Definition of column headings on part number pages:

REF.No → The number referring to the part on the picture page of the parts book.

Part No. → The number assigned to this part at the time of printing the parts book.

Description → Discription of part.

Q'ty → Quantity of part used on that page.

S.No. → Serial number range of the equipment that this part will fit.

>= Your serial number should be greater than or equal to the number shown.

<= Your serial number should be lesser than or equal to the serial number shown.

I/C → Interchangeability of part shown.

↔ The part shown will work for the older and later serial number.

The part shown is not interchangeable with the other serial number.

← new for old

→ old for new

Remarks → Notes about this particulart part. Sometimes this may say except [FR] or [CA]

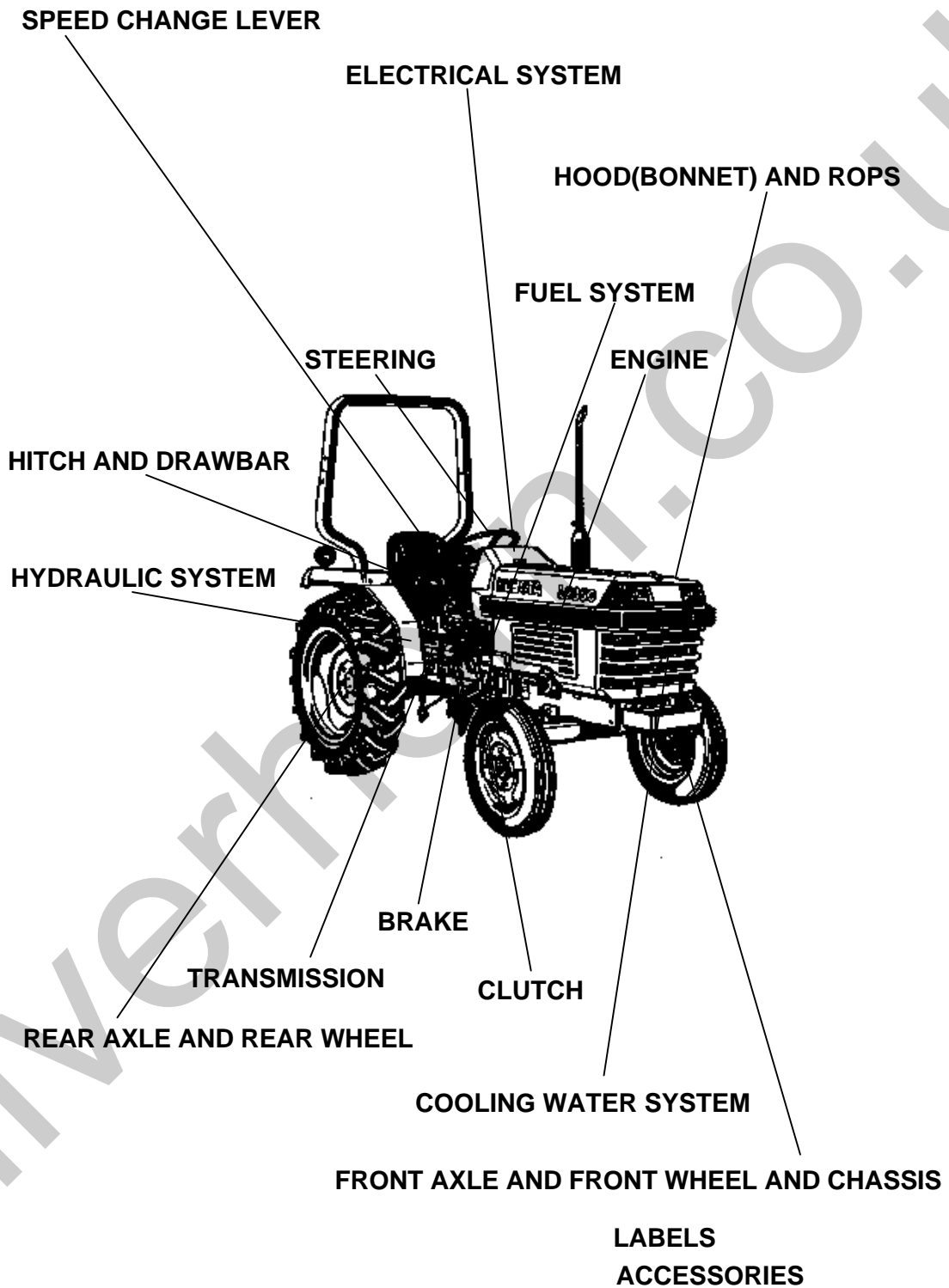
Note about Country Codes:

The parts books we use in the United States of America may also contain information about a part that would be different in another country. It is important that you are aware of the country codes in some instances.

Symbol	Country
A	United States of America
CA	Canada
FR	France
GR	Greece
PO	Portugal
AU	Australia

If the remarks column says for example EXCEPT [FR] this part works in all countries except France. That means it will work here in the USA.

ALL PRODUCT INDEX
L2350DT



Item	Part No.	Description	Book
ENGINE	01T001	CRANKCASE	100K0383
	01T002	OIL PAN	100K0383
	01T003	PISTON AND CRANKSHAFT	100K0383
	01T004	MAIN BEARING CASE	100K0383
	01T005	FLYWHEEL	100K0383
	01T006	CYLINDER HEAD	100K0383
	01T007	VALVE AND ROCKER ARM	100K0383
	01T008	NOZZLE HOLDER AND GLOW PLUG	100K0383
	01T009	NOZZLE HOLDER [COMPONENT PARETS]	100K0383
	01T010	CYLINDER HEAD COVER	100K0383
	01T011	INLET MANIFOLD	100K0383
	01T016	CAMSHAFT	100K0383
	01T017	GEAR CASE	100K0383
	01T018	WATER PUMP	100K0383
	01T019	WATER FLANGE AND THERMOSTAT	100K0383
	01T020	INJECTION PUMP AND FUEL CAMSHAFT	100K0383
	01T021	INJECTION PUMP [COMPONENT PARTS]	100K0383
	01T022	SPEED CONTROL PLATE	100K0383
	01T023	GOVERNOR	100K0383
	01T024	UPPER GASKET KIT	100K0383
	01T025	LOWER GASKET KIT	100K0383
FUEL SYSTEM	02T012	AIR CLEANER	100K0383
	02T013	AIR CLEANER [COMPONENT PARTS]	100K0383
	02T014	EXHAUST MANIFOLD	100K0383
	02T01501	MUFFLER	100K0383
	02T01502	UNDER MUFFLER [OLD TYPE] [OPTION]	100K0383
	02T01503	UNDER MUFFLER [NEW TYPE] [OPTION]	100K0383
	02T026	HAND ACCELERATOR LEVER	100K0383
	02T02702	FUEL TANK	100K0383
	02T028	FUEL FILTER AND FUEL PIPE	100K0383
	COOLING WATER SYSTEM	02T029	WATER PIPE
02T030		RADIATOR	100K0383
02T031		SHUTTER	100K0383
ELECTRICAL SYSTEM	02T032	DYNAMO AND FAN	100K0383
	02T033	DYNAMO [COMPONENT PARTS]	100K0383
	02T034	STARTER	100K0383
	02T035	STARTER [COMPONENT PARTS]	100K0383
	02T036	BATTERY	100K0383
	02T037	SWITCH	100K0383
	02T03801	LIGHT [OIL TYPE]	100K0383
	02T03802	LIGHT [NEW TYPE]	100K0383
	02T03902	REGULATOR AND METER	100K0383
	02T04003	ELECTRICAL WIRING [OLD TYPE]	100K0383

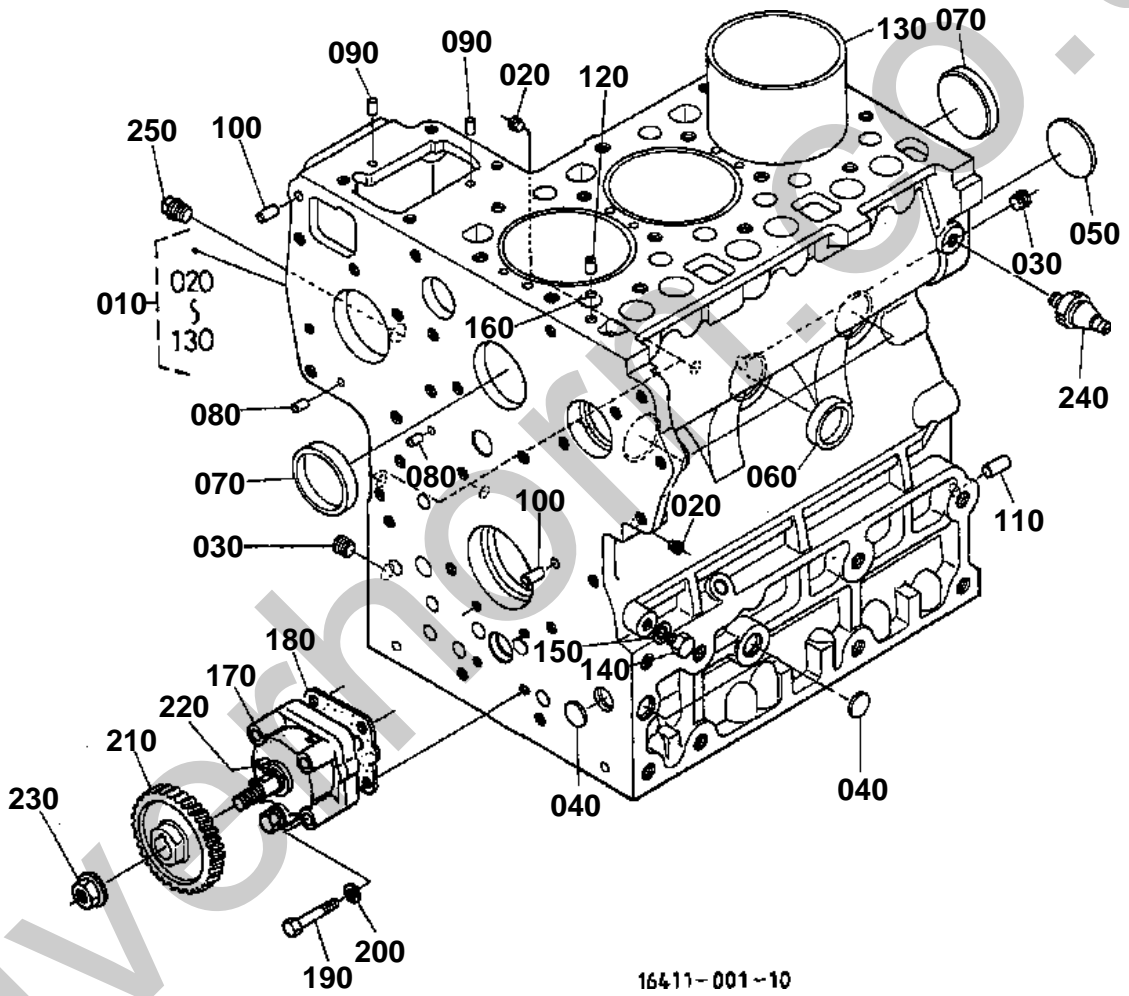
Item	Part No.	Description	Book
ELECTRICAL SYSTEM	02T04004	ELECTRICAL WIRING [NEW TYPE]	100K0383
CLUTCH	02T041	CLUTCH	100K0383
	02T042	CLUTCH LEVER	100K0383
	02T043	CLUTCH PEDAL	100K0383
	02T044	CLUTCH HOUSING	100K0383
TRANSMISSION	02T045	TRANSMISSION CASE	100K0383
	02T046	MAIN SHAFT	100K0383
	02T047	COUNTERSHAFT	100K0383
	02T04802	PTO COUNTERSHAFT	100K0383
	02T049	REVERSE SHAFT	100K0383
SPEED CHANGE LEVER	02T050	MAIN GEAR SHIFT LEVER	100K0383
	02T051	PTO GEAR SHIFT LEVER	100K0383
	02T052	MAIN GEAR SHIFT FORK	100K0383
	02T053	PTO GEAR SHIFT FORK	100K0383
	02T054	PTO GEAR SHIFT FORK AND LEVER	100K0383
REAR AXLE AND REAR WHEEL	02T055	SPIRAL BEVEL PINION	100K0383
	02T056	REAR DIFFERENTIAL	100K0383
	02T057	DIFFERENTIAL LOCK PEDAL	100K0383
	02T058	REAR AXLE	100K0383
	02T05901	REAR WHEEL (9.5-24)	100K0383
	02T05902	REAR WHEEL (11.2-24)	100K0383
	02T05903	REAR WHEEL (13.6-16)	100K0383
	02T05904	REAR WHEEL (13.6-16)	100K0383
	02T05905	REAR WHEEL (355/80-D20)	100K0383
	BRAKE	02T06002	BRAKE
02T061		BRAKE PEDAL	100K0383
02T062		PARKING BRAKE LEVER	100K0383
02T067		FRONT AXLE	100K0383
FRONT AXLE AND FRONT WHEEL AND CHASSIS	02T068	FRONT AXLE CASE	100K0383
	02T069	DIFFERENTIAL GEAR SHAFT	100K0383
	02T070	FRONT DIFFERENTIAL CASE	100K0383
	02T071	FRONT DIFFERENTIAL	100K0383
	02T072	PROPELLER SHAFT	100K0383
	02T073	FRONT WHEEL DRIVE CASE	100K0383
	02T074	FRONT WHEEL DRIVE LEVER	100K0383
	02T07501	FRONT WHEEL (6-14)	100K0383
	02T07502	FRONT WHEEL (7-16)	100K0383
	02T07503	FRONT WHEEL (24X8.50-14)	100K0383
	02T076	FRONT AXLE FRAME	100K0383
	02T07901	STEERING LINKAGE (DRAG LINK)(MS)	100K0383
	02T07902	STEERING LINKAGE (DRAG LINK)(PS)	100K0383
02T080	STEERING LINKAGE (TIE ROD)	100K0383	
STEERING	02T08101	MANUAL STEERING AND HANDLE (MS)	100K0383
	02T08102	POWER STEERING AND HANDLE	100K0383
	02T08201	MANUAL STEERING [COMPONENT PARTS]	100K0383
	02T08202	POWER STEERING [COMPONENT PARTS]	100K0383

Item	Part No.	Description	Book	
HYDRAULIC SYSTEM	02T08302	HYDRAULIC PUMP	100K0383	
	02T08402	HYDRAULIC PUMP [COMPONENT PARTS]	100K0383	
	02T08502	HYDRAULIC OIL LINE	100K0383	
	02T086	FLOW PRIORITY VALVE (PS)	100K0383	
	02T087	CONTROL VALVE	100K0383	
	02T08801	CONTROL VALVE (POSITION) [A] [CA] [COMPONENT PARTS]	100K0383	
	02T08802	CONTROL VALVE (POSITION) [AU] [COMPONENT PARTS]	100K0383	
	02T08803	CONTROL VALVE [OPTION] [COMPONENT PARTS]	100K0383	
	02T089	DRAFT CONTROL VALVE [OPTION]	100K0383	
	02T090	DRAFT CONTROL VALVE [OPTION] [COMPONENT PARTS]	100K0383	
	02T091	HYDRAULIC CYLINDER	100K0383	
	02T092	CYLINDER FRONT COVER	100K0383	
	02T093	LIFT ARM	100K0383	
	02T094	FEED BACK LAVER	100K0383	
	02T09501	POSITION CONTROL LEVER [OLD TYPE]	100K0383	
	02T09502	POSITION CONTROL LEVER [NEW TYPE]	100K0383	
	02T09601	3-POINT LINKAGE 1 (LOWER LINK AND TOP LINK) [A] [CA]	100K0383	
	02T09602	3-POINT LINKAGE 1 (LOWER LINK AND TOP LINK) [AU]	100K0383	
	02T097	3-POINT LINKAGE 2 (LIFT ROD)	100K0383	
	02T098	TOP LINK BRACKET AND LOWER LINK HOLDER	100K0383	
	02T099	TOP LINK BRACKET (WITH DRAFT CONTROL) [OPTION]	100K0383	
	HITCH AND DRAWBAR	02T100	DRAWBAR AND HITCH	100K0383
	HOOD(BONNET) AND ROPS	02T101	PTO SHAFT PROTECTOR	100K0383
		02T102	FRONT GRILLE	100K0383
		02T103	HOOD (BONNET)	100K0383
		02T104	HOOD (SIDE COVER)	100K0383
		02T10501	FENDER [OLD TYPE]	100K0383
02T10502		FENDER [NEW TYPE]	100K0383	
02T106		SEAT	100K0383	
02T10701		STEP [OIL TYPE]	100K0383	
02T10702		STEP [NEW TYPE]	100K0383	
02T108		FENDER SUPPORT [NEW TYPE]	100K0383	
LABELS	02T10901	ROPS [OLD TYPE]	100K0383	
	02T10902	ROPS [NEW TYPE]	100K0383	
	02T11001	LABEL 1 [OLD TYPE]	100K0383	
	02T11002	LABEL 1 [NEW TYPE]	100K0383	

Item	Part No.	Description	Book
LABELS	02T11101	LABEL 2 [OLD TYPE]	100K0383
	02T11102	LABEL 2 [NEW TYPE]	100K0383
ACCESSORIES	02T112	ACCESSORIES AND SERVICE PARTS	100K0383

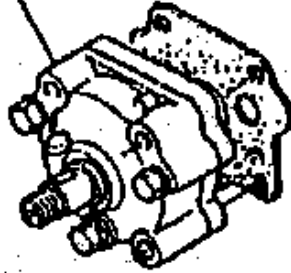
Silverhorn.CO.UK

CRANKCASE



170 15321-3501-0

170



Silverhorn.co.uk

16411-818-20

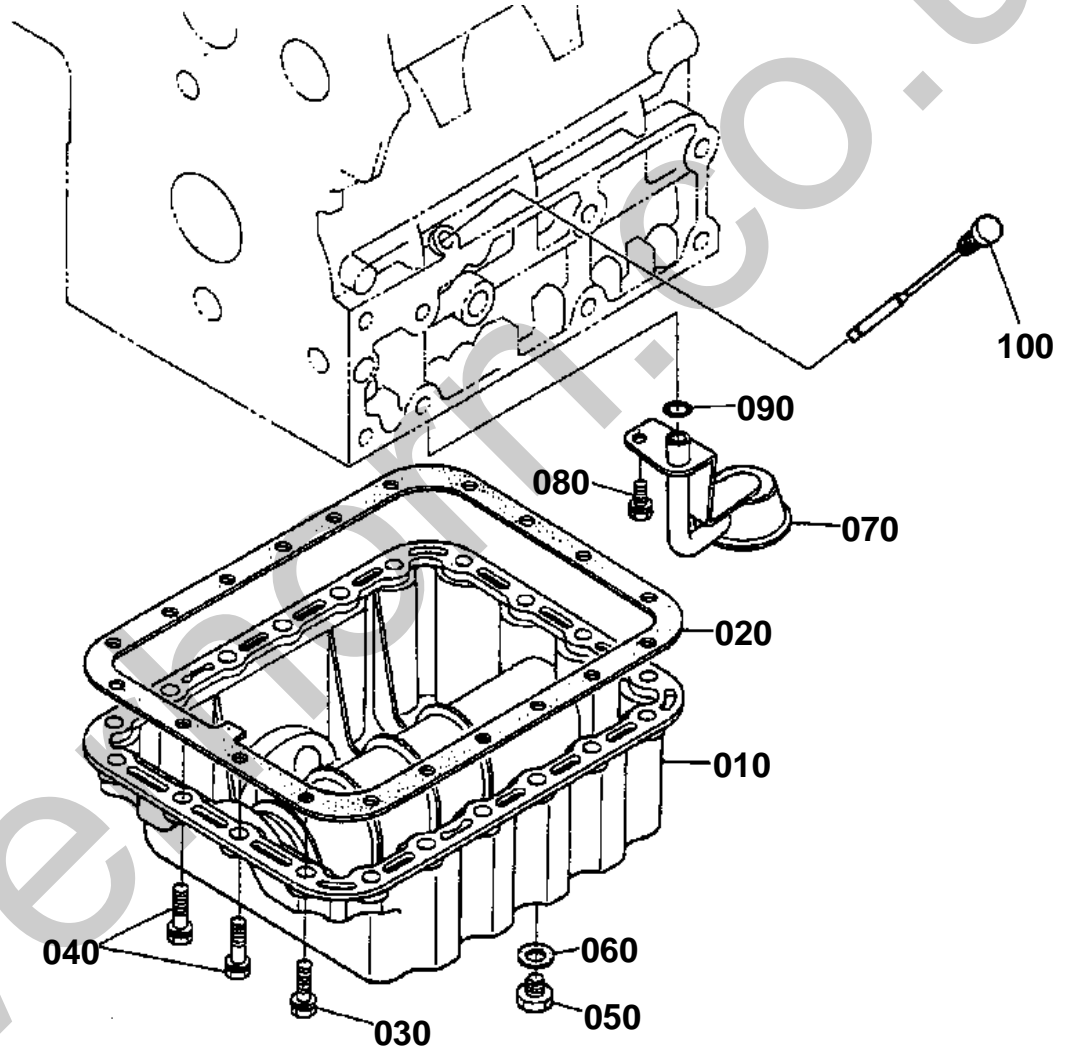


CRANKCASE

↔ Interchangeable; ≠ not interchangeable; ← new for old; → old for new

REF.No	Part No.	Description	Q'ty	S.No.	I/C	REMARKS	Weight (kgf)	Weight (lb)
010	16411-01010	COMP.CRANKCASE	1				48.5	106.7
020	15521-96020	PLUG	5				0.003	0.0066
030	15521-96030	PLUG	2				0.007	0.0154
040	06311-75018	PLUG	3	<=13748			0.004	0.0088
040	17391-96160	PLUG	3	>=13749	←		0.003	0.0066
050	06311-75045	PLUG	1				0.026	0.0572
060	15221-03380	CAP SEALING	5				0.017	0.0374
070	15221-03390	CAP SEALING	2				0.03	0.066
080	05012-00408	PIN STRAIGHT	2				0.001	0.0022
090	05012-00609	PIN STRAIGHT	2				0.003	0.0066
100	05012-00612	PIN STRAIGHT	2				0.003	0.0066
110	05012-01018	PIN STRAIGHT	1				0.012	0.0264
120	15221-33650	PIN PIPE	1				0.004	0.0088
130	15221-02310	LINER CYLINDER	3				0.58	1.276
140	15221-33610	PLUG	1				0.009	0.0198
150	15021-33660	GASKET	1				0.001	0.0022
160	15221-33700	O RING	1				0.001	0.0022
170	15321-35010	ASSY PUMP OIL	1	<=12063			0.525	1.155
170	17331-35010	ASSY PUMP OIL	1	>=12064	↔		0	0
180	15296-35150	GASKET OIL PUMP	1				0.001	0.0022
190	01053-50648	BOLT	4				0.01	0.022
200	04512-60060	WASHER SPRING	4				0.001	0.0022
210	19202-35660	GEAR OIL PUMP DRIVE	1				0.23	0.506
220	05712-00410	KEY FEATHER	1				0.001	0.0022
230	15221-35682	NUT FLANGE	1				0.014	0.0308
240	15531-39010	SWITCH OIL	1				0.032	0.0704
250	06312-10020	PLUG	1				0.015	0.033

OIL PAN



16411-002-10

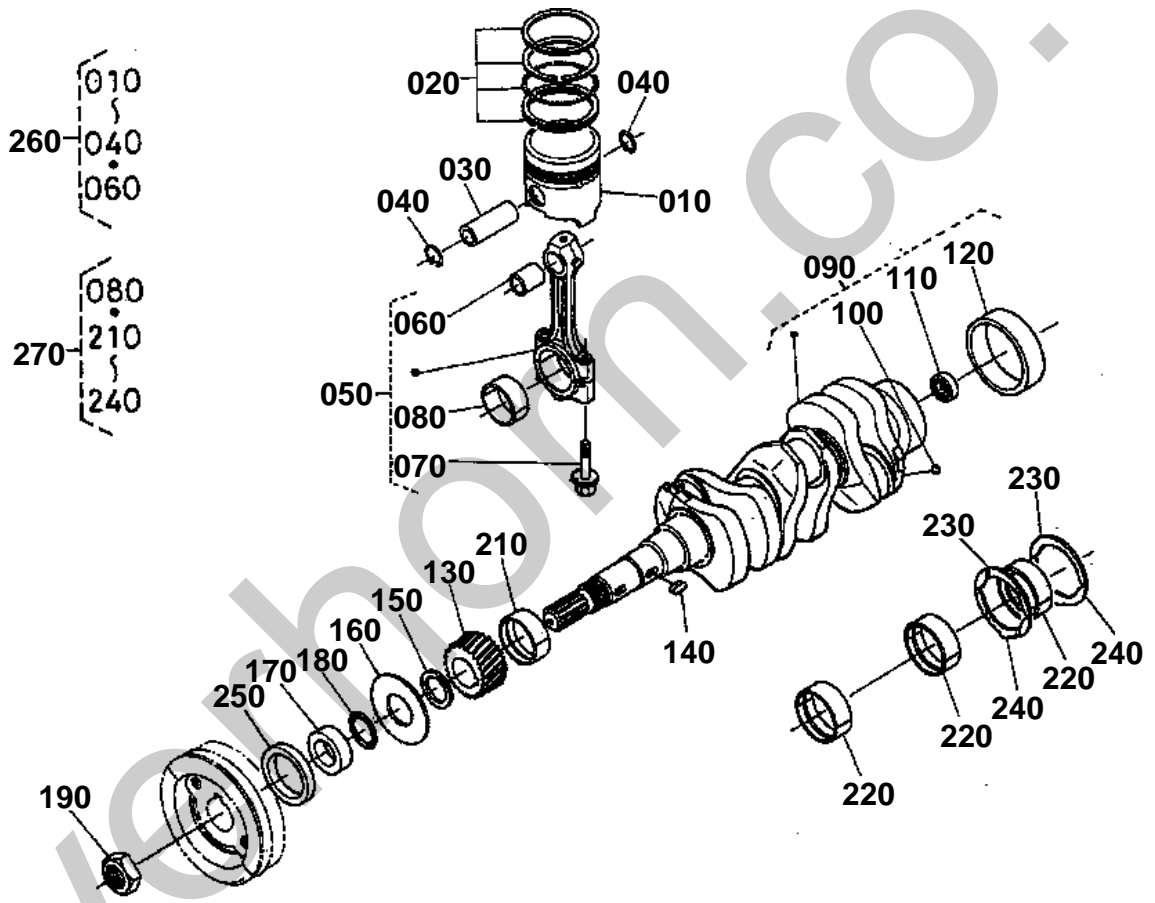


OIL PAN

↔ Interchangeable; ≠ not interchangeable; ← new for old; → old for new

REF.No	Part No.	Description	Q'ty	S.No.	I/C	REMARKS	Weight (kgf)	Weight (lb)
010	15521-01610	OIL PAN	1				2.8	6.16
020	15301-01620	GASKET OIL PAN	1				0	0
030	01133-51028	BOLT	18				0.027	0.0594
040	01133-51025	BOLT	2				0.023	0.0506
050	15261-33750	PLUG	2				0.034	0.0748
060	15109-33660	GASKET	2				0.001	0.0022
070	15521-32110	FILTER OIL	1				0.185	0.407
080	01123-60814	BOLT	1				0.008	0.0176
090	04811-00140	O RING	1				0.001	0.0022
100	15596-36410	GAUGE OIL	1				0.016	0.0352

PISTON AND CRANKSHAFT



16411-003-10

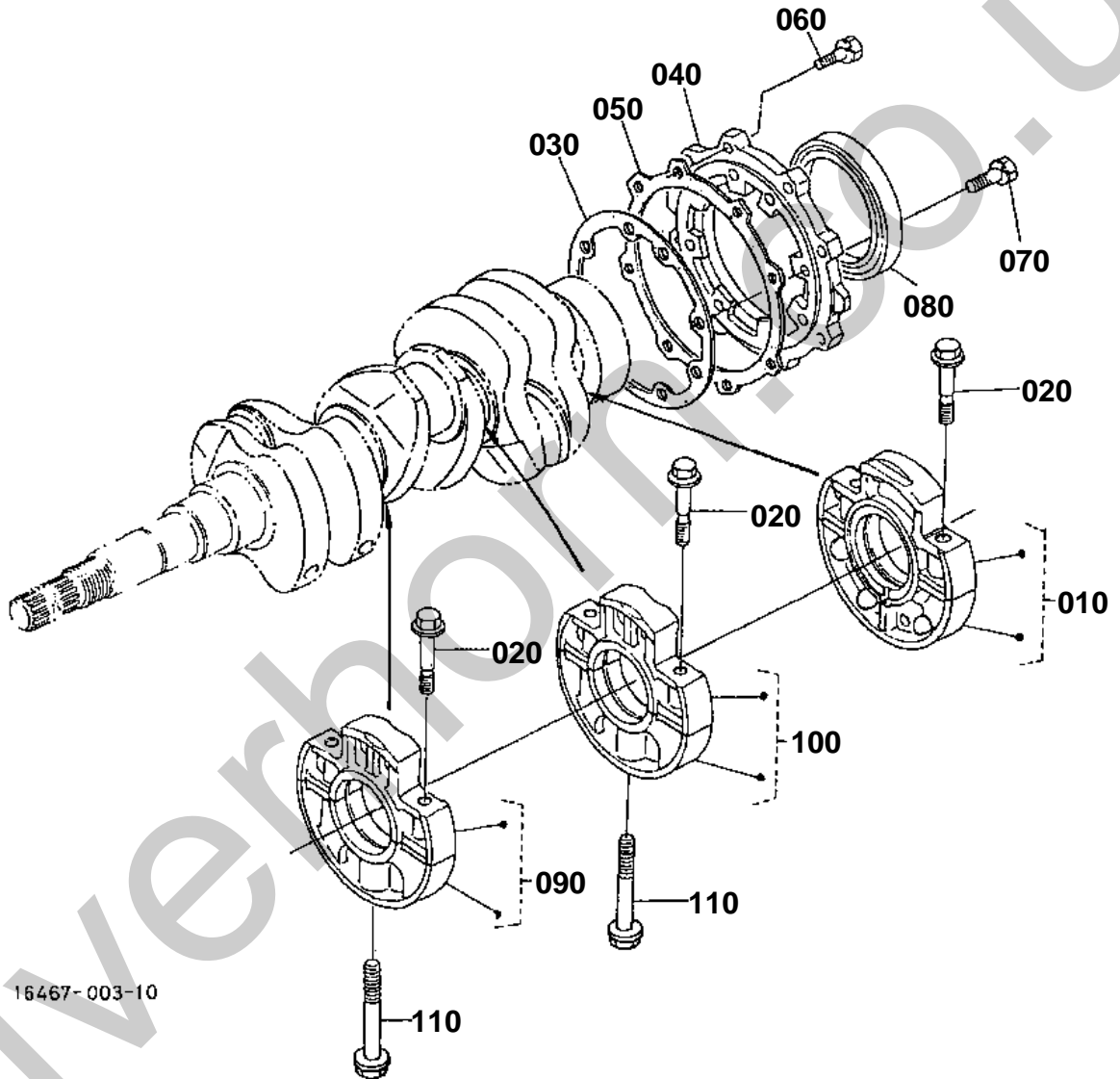


PISTON AND CRANKSHAFT

↔ Interchangeable; ≠ not interchangeable; ← new for old; → old for new

REF.No	Part No.	Description	Q'ty	S.No.	I/C	REMARKS	Weight (kgf)	Weight (lb)
010	15221-21110	PISTON	3			STD	0.45	0.99
010	15221-21910	PISTON	3			+0.50MM	0.452	0.9944
020	15501-21050	ASSY PISTON RING	3			STD	0.05	0.11
020	15501-21090	ASSY PISTON RING	3			+0.50MM	0.05	0.11
030	15521-21310	PIN PISTON	3				0.156	0.3432
040	15221-21330	CIRCLIP PISTON PIN	6				0.002	0.0044
050	15471-22012	ASSY CONNECTING ROD	3				0.76	1.672
060	15221-21962	BUSH PISTON PIN	3				0	0
070	15521-22142	BOLT CONNECTING ROD	6				0.026	0.0572
080	15471-22310	METAL CRANKPIN	3			STD	0.03	0.066
080	15471-22970	METAL CRANKPIN	3			-0.20MM	0.04	0.088
080	15471-22980	METAL CRANKPIN	3			-0.40MM	0.04	0.088
090	15568-23010	COMP.CRANKSHAFT	1				13.04	28.688
100	07715-00401	BALL	3				0.001	0.0022
110	08121-06002	BEARING BALL	1				0.03	0.066
120	19202-23280	SLEEVE CRANKSHAFT	1				0.09	0.198
130	15521-24110	GEAR CRANK	1				0.34	0.748
140	05712-00720	KEY FEATHER	1				0.008	0.0176
150	15221-24130	COLLAR	1				0.015	0.033
160	15471-23312	SLINGER OIL	1				0.008	0.0176
170	19202-23250	COLLAR CRANKSHAFT	1				0.065	0.143
180	04811-10300	O RING	1				0.001	0.0022
190	15221-23360	NUT CRANKSHAFT	1				0.11	0.242
210	17311-23470	METAL CRANKSHAFT	1			STD	0	0
210	17331-23910	METAL CRANKSHAFT	1			-0.20MM	0	0
210	17331-23920	METAL CRANKSHAFT	1			-0.40MM	0	0
220	17311-23480	METAL CRANKSHAFT	3			STD	0.045	0.099
220	15221-23930	METAL CRANKSHAFT	3			-0.20MM	0.055	0.121
220	15221-23940	METAL CRANKSHAFT	3			-0.40MM	0.056	0.1232
230	15521-23530	METAL SIDE	2			STD	0.01	0.022
230	15521-23950	METAL SIDE	2			+0.20MM	0.01	0.022
230	15521-23960	METAL SIDE	2			+0.40MM	0.01	0.022
240	19202-23540	METAL SIDE	2			STD	0.01	0.022
240	19202-23970	METAL SIDE	2			+0.20MM	0.01	0.022
240	19202-23980	METAL SIDE	2			+0.40MM	0.01	0.022
250	09550-00001	SEAL OIL	1				0.015	0.033
260	07916-26590	KIT PISTON-RING	3			STD	0.73	1.606
260	07916-26600	KIT PISTON-RING	3			+0.50MM	0.735	1.617
270	07916-28110	KIT METAL ENGINE	1			STD	0.29	0.638

MAIN BEARING CASE



16467-003-10

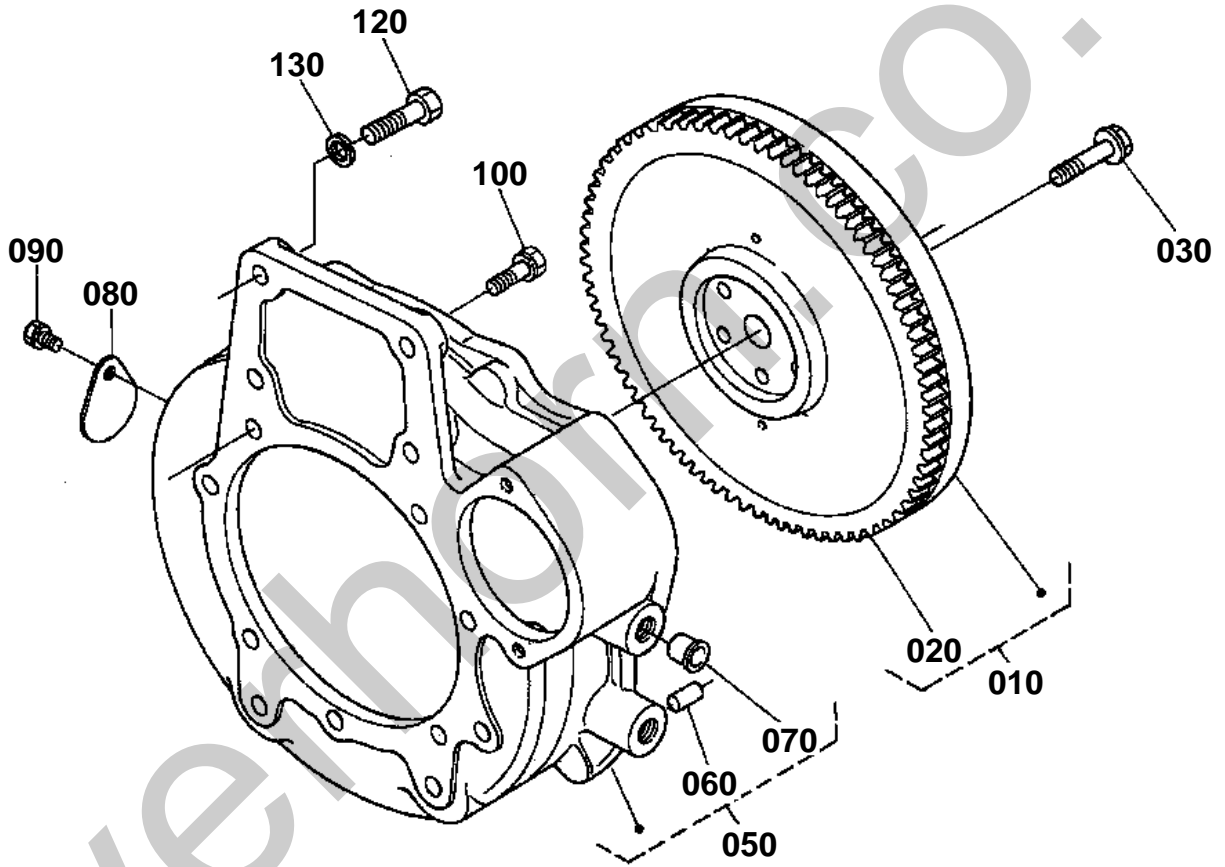


MAIN BEARING CASE

↔ Interchangeable; ≠ not interchangeable; ← new for old; → old for new

REF.No	Part No.	Description	Q'ty	S.No.	I/C	REMARKS	Weight (kgf)	Weight (lb)
010	19202-04040	ASSY CASE MAIN BRG.	1				1.28	2.816
020	15601-04540	BOLT BEARING CASE	6				0.034	0.0748
030	15521-04360	GASKET	1	<=15818			0	0
030	19202-04360	GASKET	1	>=15819	↔		0	0
030	19207-04360	GASKET BEARING CASE	1	>=19142	↔		0.005	0.011
040	19202-04810	COVER BEARING CASE	1				0.36	0.792
050	15313-04820	GASKET BRG.CASE COV.	1				0.005	0.011
060	01123-50825	BOLT	8				0.013	0.0286
070	01123-50828	BOLT	8				0.014	0.0308
080	19202-04460	SEAL OIL	1				0.055	0.121
090	15521-04055	ASSY CASE MAIN BRG.	1				1.2	2.64
100	15521-04065	ASSY CASE MAIN BRG.	1				1.225	2.695
110	15601-04560	BOLT BEARING CASE	2				0.06	0.132

FLYWHEEL

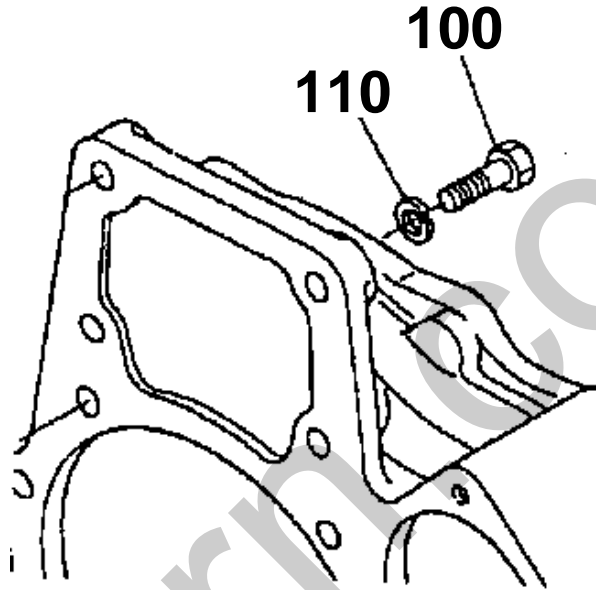


16411-004-11

FLYWHEEL

100 01073-51030

110 04512-60100



16411-826-10

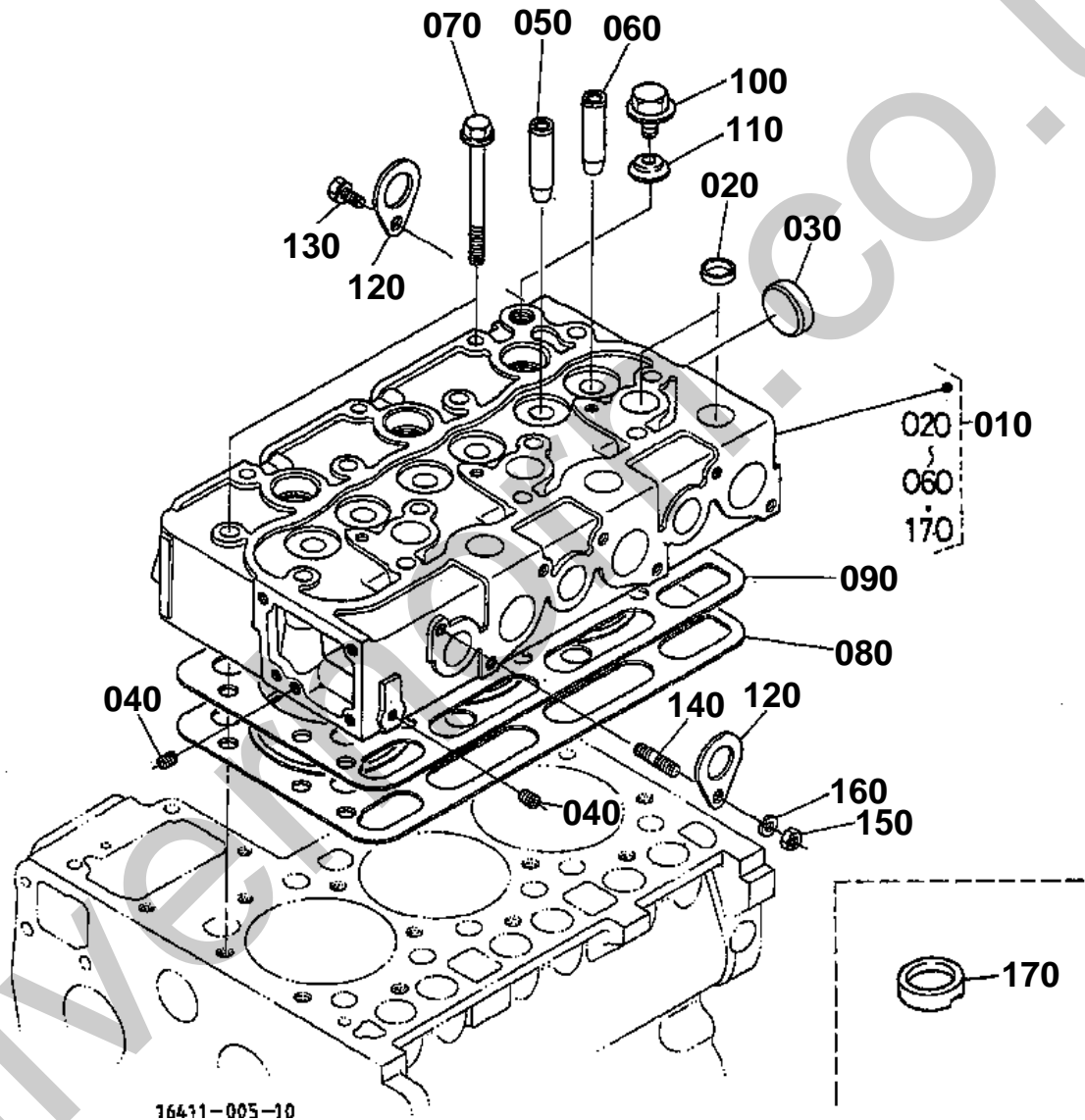


FLYWHEEL

↔ Interchangeable; ≠ not interchangeable; ← new for old; → old for new

REF.No	Part No.	Description	Q'ty	S.No.	I/C	REMARKS	Weight (kgf)	Weight (lb)
010	15331-25014	COMP.FLYWHEEL	1				15.9	34.98
020	15221-63820	GEAR RING	1				1.2	2.64
030	15321-25163	BOLT FLYWHEEL	6				0.05	0.11
050	15341-04600	COMP.HOUSING F-W.	1				10.4	22.88
060	05012-01018	PIN STRAIGHT	2				0.012	0.0264
070	31220-14290	PLUG	4				0.002	0.0044
080	31220-14170	COVER	1				0.014	0.0308
090	01123-50814	BOLT	1				0	0
100	01073-51030	BOLT	11	≤=24391			0.028	0.0616
100	16427-91010	BOLT	11	≥=24392	↔		0.004	0.0088
110	04512-60100	WASHER SPRING	11	≤=24391			0.002	0.0044
120	01073-51240	BOLT	2				0.049	0.1078
130	04512-50120	WASHER SPRING	2				0	0

CYLINDER HEAD



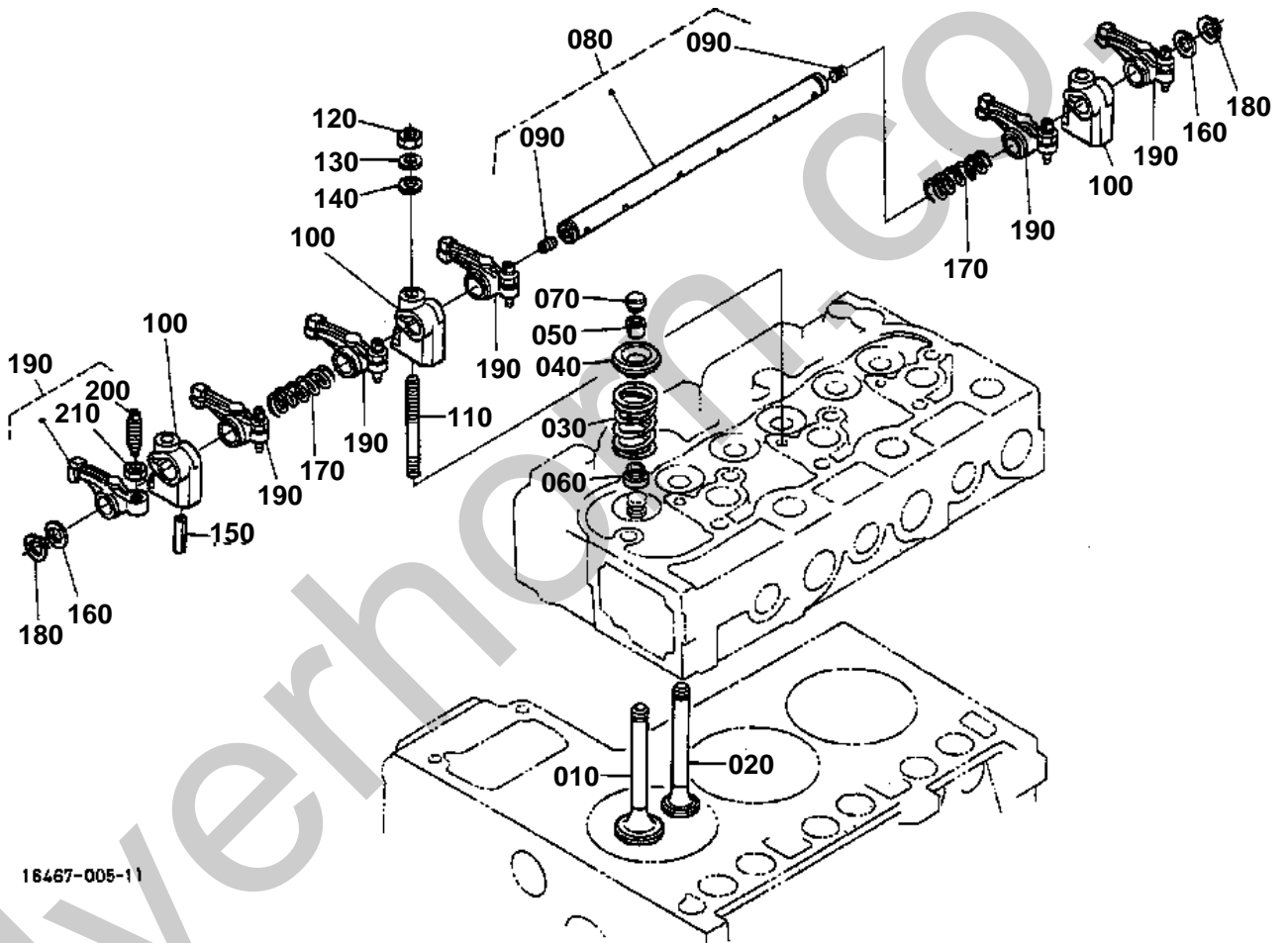


CYLINDER HEAD

↔ Interchangeable; ≠ not interchangeable; ← new for old; → old for new

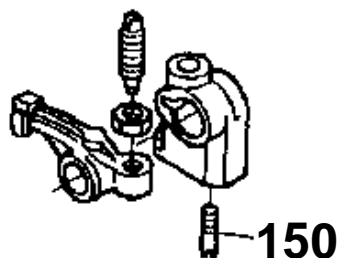
REF.No	Part No.	Description	Q'ty	S.No.	I/C	REMARKS	Weight (kgf)	Weight (lb)
010	15501-03040	COMP.CYLINDER HEAD	1				15	33
020	15221-03370	CAP SEALING	9				0.01	0.022
030	15221-03490	CAP SEALING	1				0.02	0.044
040	15261-96010	PLUG	2				0.002	0.0044
050	15521-13580	GUIDE VALVE	3	<=19906			0	0
050	17321-13580	GUIDE INLET VALVE	3	>=19907	↔		0.015	0.033
060	17321-13560	GUIDE EXHAUST VALVE	3				0.02	0.044
070	19202-03450	BOLT CYLINDER HEAD	14				0.065	0.143
080	15354-03310	GASKET CYLINDER HEAD	1				0.11	0.242
090	15321-03320	SHIM CYL.HEAD GASKET	1			MAINTENANCE PARTS	0.047	0.1034
100	15000-36080	PLUG CYLINDER HEAD	1				0.03	0.066
110	04717-01600	WASHER WITH RUBBER	1				0.003	0.0066
120	15221-01750	HOOK ENGINE	2				0.04	0.088
130	01123-60816	BOLT	1				0.01	0.022
140	15471-91530	STUD	1				0.01	0.022
150	02156-50080	NUT	1				0.004	0.0088
160	04512-60080	WASHER SPRING	1				0.002	0.0044
170	15291-03140	COMBUSTION CHAMBER	3				0.028	0.0616

VALVE AND ROCKER ARM



16467-005-11

150 15221-1442-0



18411-800-10

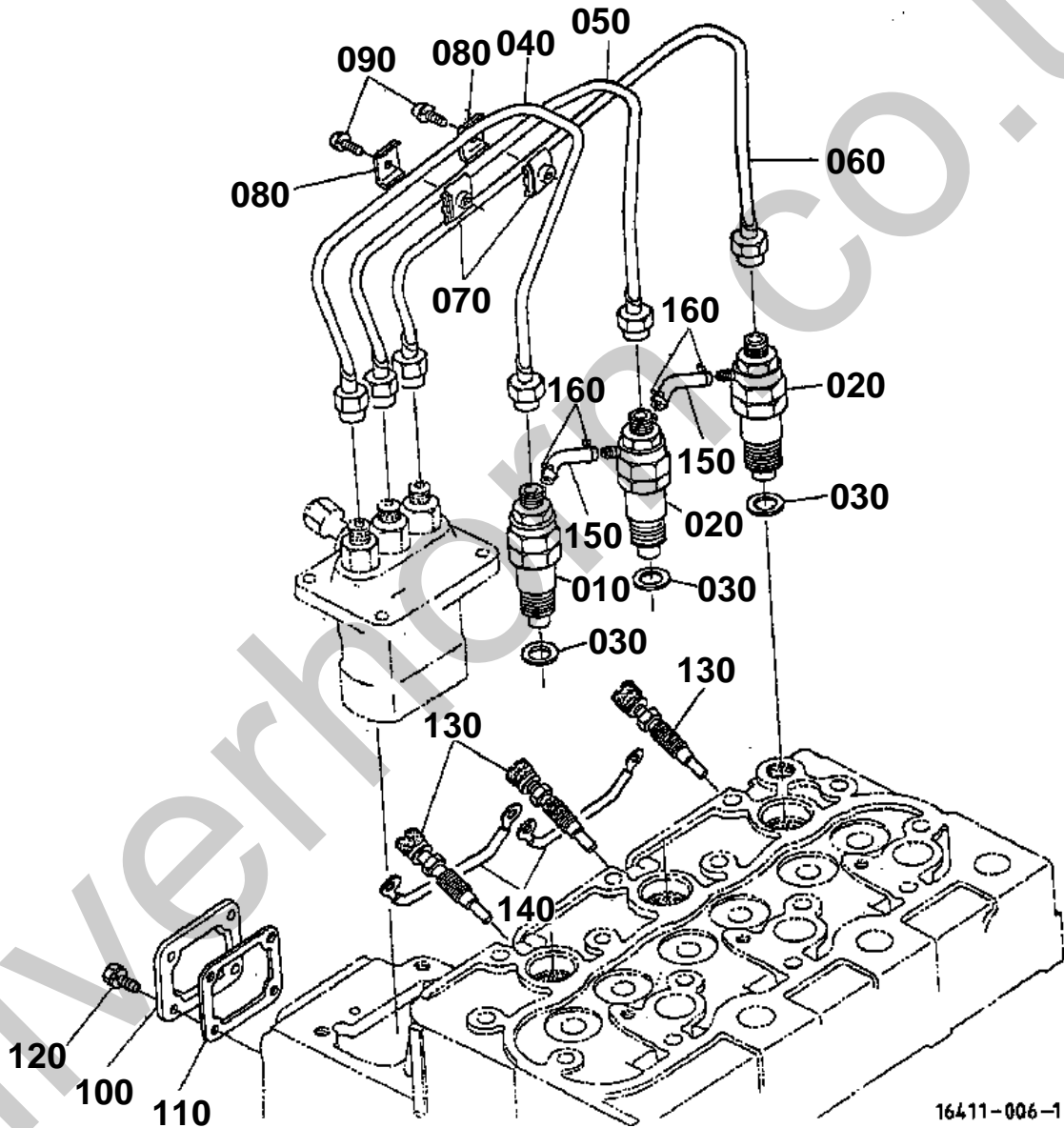


VALVE AND ROCKER ARM

↔ Interchangeable; ≠ not interchangeable; ← new for old; → old for new

REF.No	Part No.	Description	Q'ty	S.No.	I/C	REMARKS	Weight (kgf)	Weight (lb)
010	15221-13110	VALVE INLET	3				0.062	0.1364
020	15221-13120	VALVE EXHAUST	3				0.054	0.1188
030	15221-13240	SPRING VALVE	6				0.036	0.0792
040	15221-13330	RETAINER VALVE SP.	6				0.03	0.066
050	15221-13360	COLLET VALVE SPRING	6				0	0
060	15221-13150	SEAL VALVE STEM	6				0.001	0.0022
070	15221-13280	CAP VALVE	6				0.006	0.0132
080	15321-14050	ASSY SHAFT R-ARM	1	<=21782			0.25	0.55
080	15321-14052	ASSY SHAFT R-ARM	1	>=21783	≠		0.235	0.517
090	03410-00808	SCREW SET	2				0.002	0.0044
100	15221-14350	BRACKET ROCKER ARM	3				0.044	0.0968
110	15521-91500	STUD	3				0.035	0.077
120	02156-50080	NUT	3				0.004	0.0088
130	04512-60080	WASHER SPRING	3				0.002	0.0044
140	04012-50080	WASHER PLAIN	3				0.001	0.0022
150	15221-14420	SCREW SET.ROCKER ARM	1	<=21782			0.003	0.0066
150	05411-00528	PIN SPRING	1	>=21783	≠		0.003	0.0066
160	15221-14430	WASHER R-ARM.SHAFT	2				0.002	0.0044
170	15221-14310	SPRING ROCKER ARM	2				0.005	0.011
180	04612-00140	CIRCLIP EXTERNAL	2				0.001	0.0022
190	15621-14030	ASSY ROCKER ARM	6				0.1	0.22
200	15521-14230	SCREW ADJUSTING	6				0.009	0.0198
210	15021-14240	NUT	6				0.003	0.0066

NOZZLE HOLDER AND GLOW PLUG



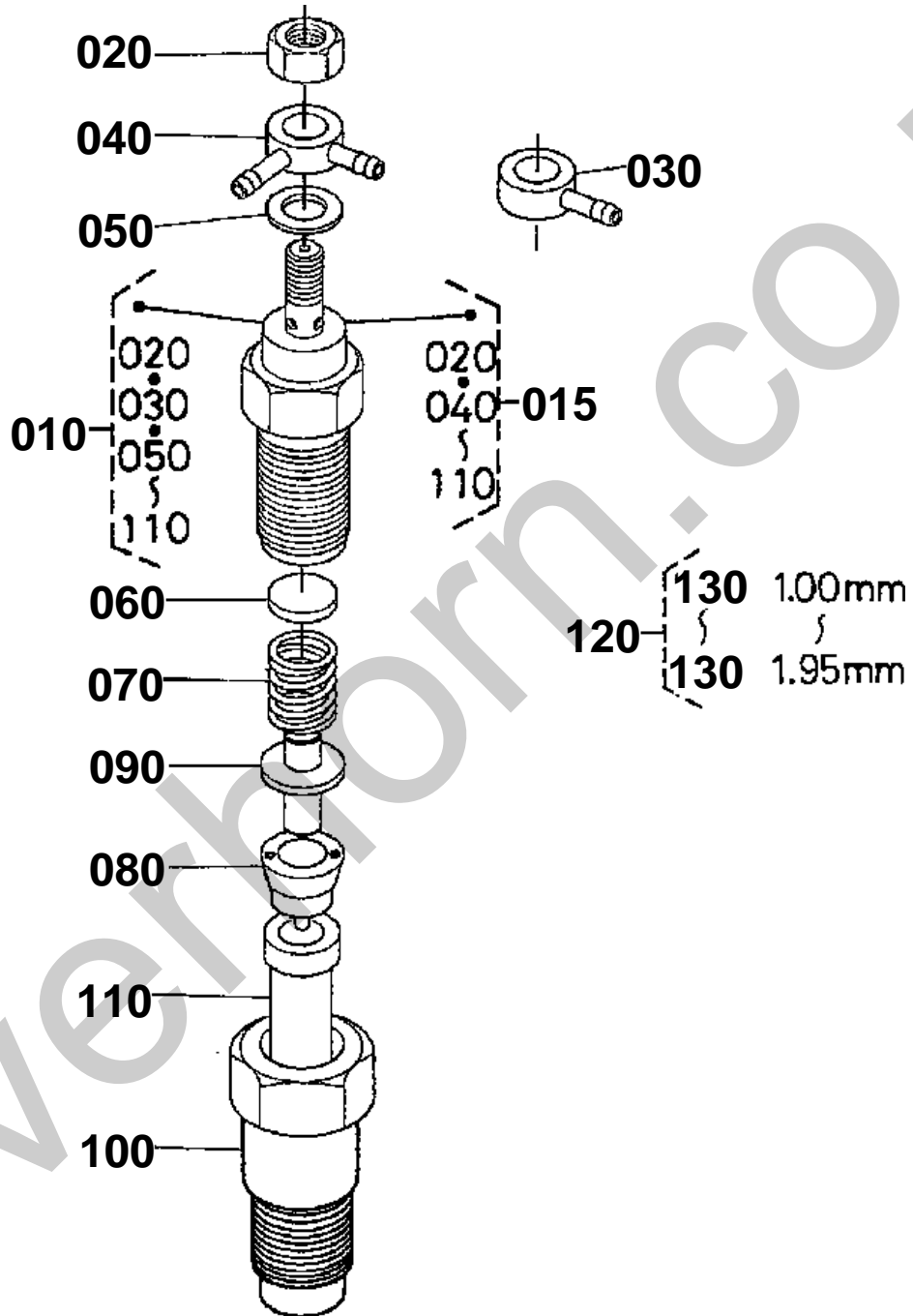


NOZZLE HOLDER AND GLOW PLUG

↔ Interchangeable; ≠ not interchangeable; ← new for old; → old for new

REF.No	Part No.	Description	Q'ty	S.No.	I/C	REMARKS	Weight (kgf)	Weight (lb)
010	15271-53000	ASSY HOLDER NOZZLE	1			REFER TO L.No.0B05-R0 FOR COMPONENTS.	0.26	0.572
020	15271-53020	ASSY HOLDER NOZZLE	2				0.26	0.572
030	17011-53620	GASKET	3				0.003	0.0066
040	15469-53710	PIPE INJECTION	1				0.13	0.286
050	15469-53720	PIPE INJECTION	1				0.132	0.2904
060	15469-53730	PIPE INJECTION	1				0.132	0.2904
070	15841-53850	CLAMP PIPE	2				0.01	0.022
080	15841-53860	CLAMP PIPE	2				0.009	0.0198
090	03024-50520	SCREW WITH WASHER	2				0.004	0.0088
100	15221-51650	COVER INJECTION PUMP	1				0.05	0.11
110	15296-51660	GASKET PUMP COVER	1				0.003	0.0066
120	01023-50612	BOLT	4				0.005	0.011
130	15521-65510	PLUG GLOW	3				0.025	0.055
140	15401-65560	CORD GLOW PLUG	2				0.005	0.011
150	09661-40095	TUBE FUEL	2				0.01	0.022
160	10244-42320	CLIP PIPE	4				0.001	0.0022

NOZZLE HOLDER [COMPONENT PARTS]



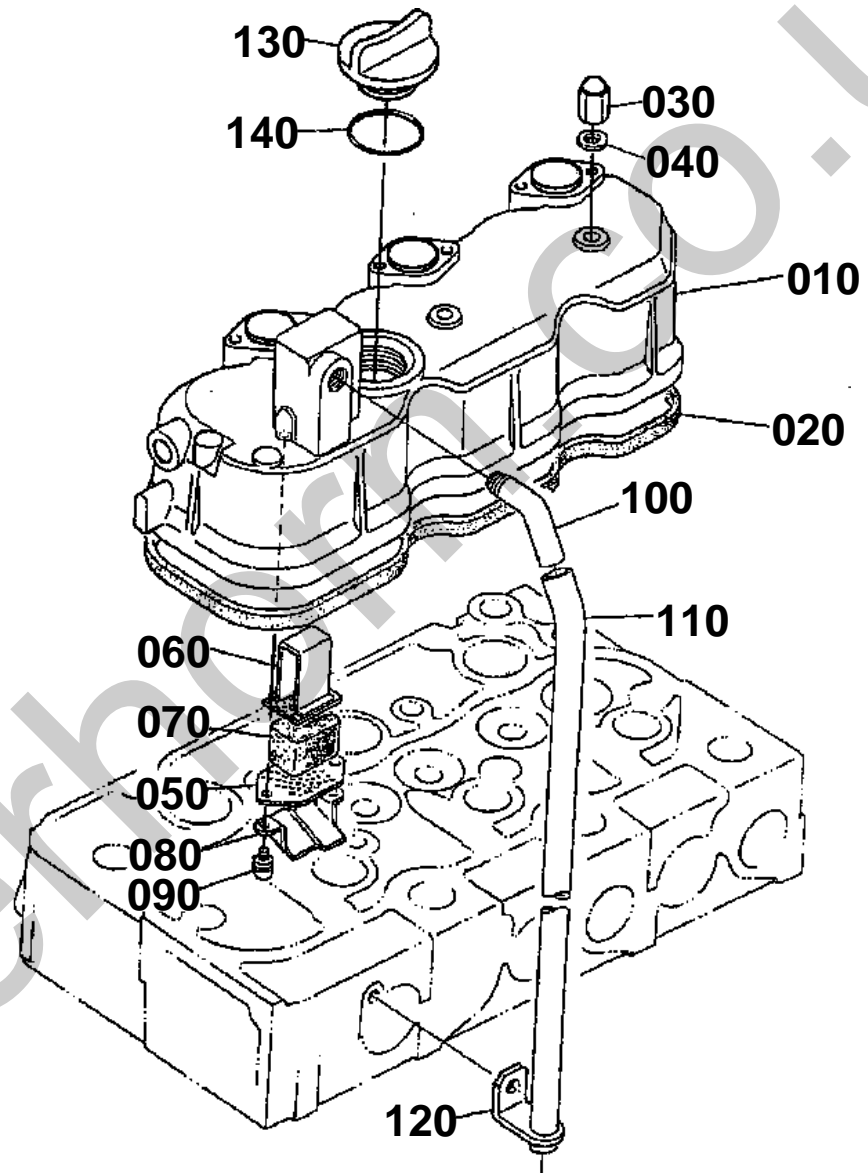


NOZZLE HOLDER [COMPONENT PARTS]

↔ Interchangeable; ≠ not interchangeable; ← new for old; → old for new

REF.No	Part No.	Description	Q'ty	S.No.	I/C	REMARKS	Weight (kgf)	Weight (lb)
010	15271-53000	ASSY HOLDER NOZZLE	1				0.26	0.572
015	15271-53020	ASSY HOLDER NOZZLE	2				0.26	0.572
020	15221-92020	NUT	3				0.011	0.0242
030	15221-95680	JOINT EYE	1				0.021	0.0462
040	15221-95690	JOINT EYE	2				0.022	0.0484
050	15221-94020	WASHER PLAIN	3				0.002	0.0044
060	15221-53230	WASHER ADJUSTING	3				0.001	0.0022
070	15221-53170	SPRING NOZZLE	3				0.01	0.022
080	15221-53350	PIECE DISTANCE	3				0.016	0.0352
090	15221-53160	PUSH ROD	3				0.003	0.0066
100	15221-53280	NUT NOZZLE	3				0.068	0.1496
110	15021-53610	PIECE NOZZLE	3				0	0
110	19202-53610	PIECE NOZZLE	3	<=15115			0.045	0.099
120	15221-98100	ASSY WASHER ADJUST	3	>=15116	↔	OPTION	0.03	0.066
130	15221-98110	WASHER ADJUSTING	3			1.00MM	0.001	0.0022
130	15221-98120	WASHER ADJUSTING	3			1.05MM	0.001	0.0022
130	15221-98130	WASHER ADJUSTING	3			1.10MM	0.001	0.0022
130	15221-98140	WASHER ADJUSTING	3			1.15MM	0.001	0.0022
130	15221-98150	WASHER ADJUSTING	3			1.20MM	0.001	0.0022
130	15221-98160	WASHER ADJUSTING	3			1.25MM	0.001	0.0022
130	15221-98170	WASHER ADJUSTING	3			1.30MM	0.001	0.0022
130	15221-98180	WASHER ADJUSTING	3			1.35MM	0.001	0.0022
130	15221-98190	WASHER ADJUSTING	3			1.40MM	0.002	0.0044
130	15221-98200	WASHER ADJUSTING	3			1.45MM	0.001	0.0022
130	15221-98210	WASHER ADJUSTING	3			1.50MM	0.001	0.0022
130	15221-98220	WASHER ADJUSTING	3			1.55MM	0.003	0.0066
130	15221-98230	WASHER ADJUSTING	3			1.60MM	0.003	0.0066
130	15221-98240	WASHER ADJUSTING	3			1.65MM	0.002	0.0044
130	15221-98250	WASHER ADJUSTING	3			1.70MM	0.002	0.0044
130	15221-98260	WASHER ADJUSTING	3			1.75MM	0.002	0.0044
130	15221-98270	WASHER ADJUSTING	3			1.80MM	0.002	0.0044
130	15221-98280	WASHER ADJUSTING	3			1.85MM	0.002	0.0044
130	15221-98290	WASHER ADJUSTING	3			1.90MM	0.002	0.0044
130	15221-98300	WASHER ADJUSTING	3			1.95MM	0.003	0.0066

CYLINDER HEAD COVER



16411-008-10

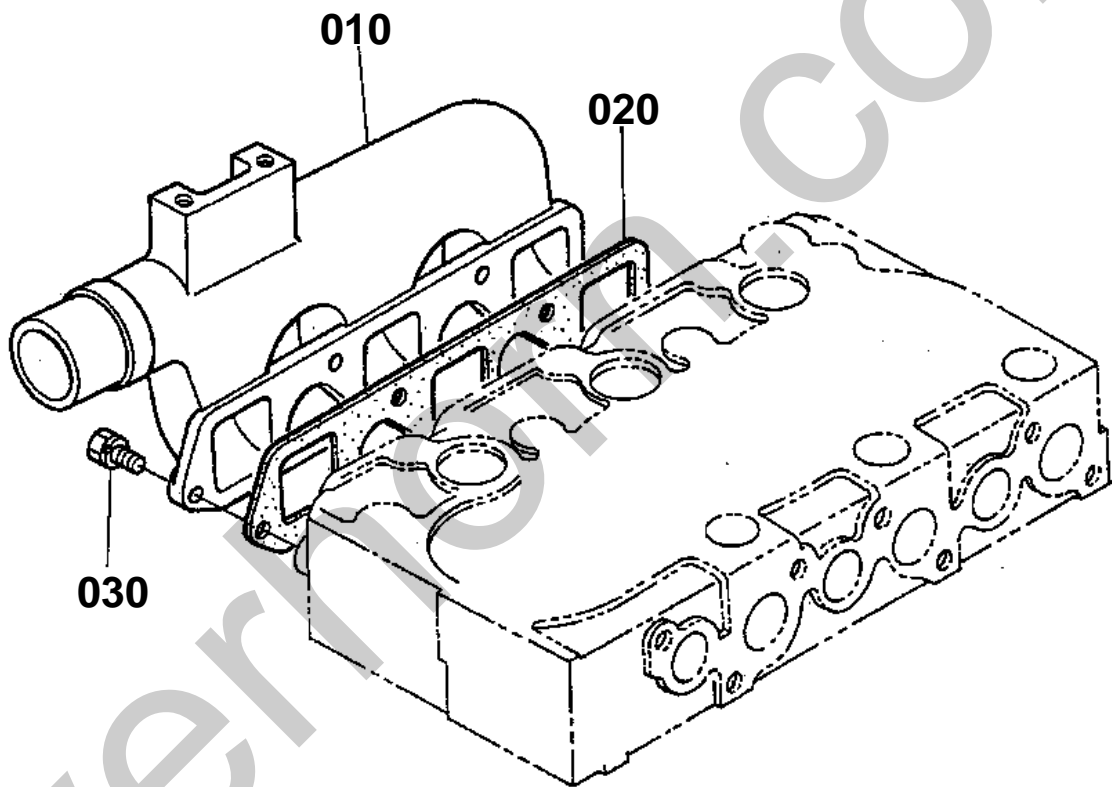


CYLINDER HEAD COVER

↔ Interchangeable; ≠ not interchangeable; ← new for old; → old for new

REF.No	Part No.	Description	Q'ty	S.No.	I/C	REMARKS	Weight (kgf)	Weight (lb)
010	15596-14510	COVER CYL.HEAD	1				1.27	2.794
020	15521-14520	GASKET HEAD COVER	1				0.035	0.077
030	15451-92330	NUT CAP	3				0.015	0.033
040	15021-33660	GASKET	3				0.001	0.0022
050	15521-05140	PLATE B/THER ELEMENT	1				0.005	0.011
060	15521-05150	PLATE B/THER ELEMENT	1				0.01	0.022
070	15521-05670	ELEMENT BREATHER	1				0.01	0.022
080	15521-05370	OIL SHIELD BREATHER	1				0.005	0.011
090	15521-93310	SCREW WITH WASHER	2	<=15205			0.004	0.0088
090	03024-50510	SCREW WITH WASHER	2	>=15206	↔		0.002	0.0044
090	03034-50510	SCREW WITH WASHER	2	>=15593	↔		0.003	0.0066
100	15521-05550	JOINT BREATHER PIPE	1				0.04	0.088
110	15521-05510	PIPE BREATHER	1				0.075	0.165
120	15401-05580	CLAMP PIPE	1				0.02	0.044
130	15221-33140	PLUG OIL FILLER	1				0.038	0.0836
140	04811-50300	O RING	1				0.001	0.0022

INLET MANIFOLD



16411-009-10

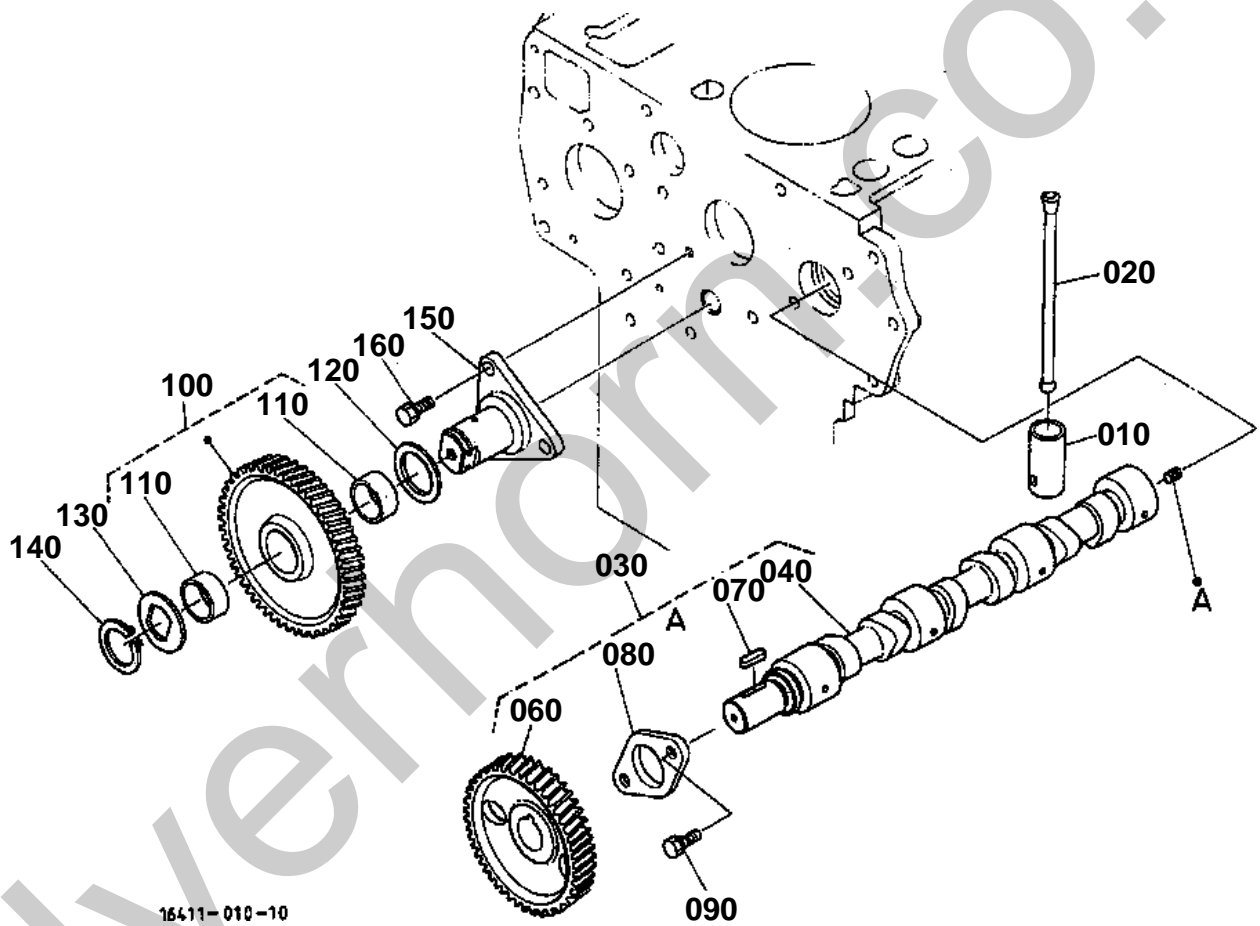


INLET MANIFOLD

↔ Interchangeable; ≠ not interchangeable; ← new for old; → old for new

REF.No	Part No.	Description	Q'ty	S.No.	I/C	REMARKS	Weight (kgf)	Weight (lb)
010	15501-11760	MANIFOLD INLET	1				0.75	1.65
020	15313-11820	GASKET IN-MANIFOLD	1				0.01	0.022
030	01123-50822	BOLT	5				0.012	0.0264

CAMSHAFT



16411-010-10

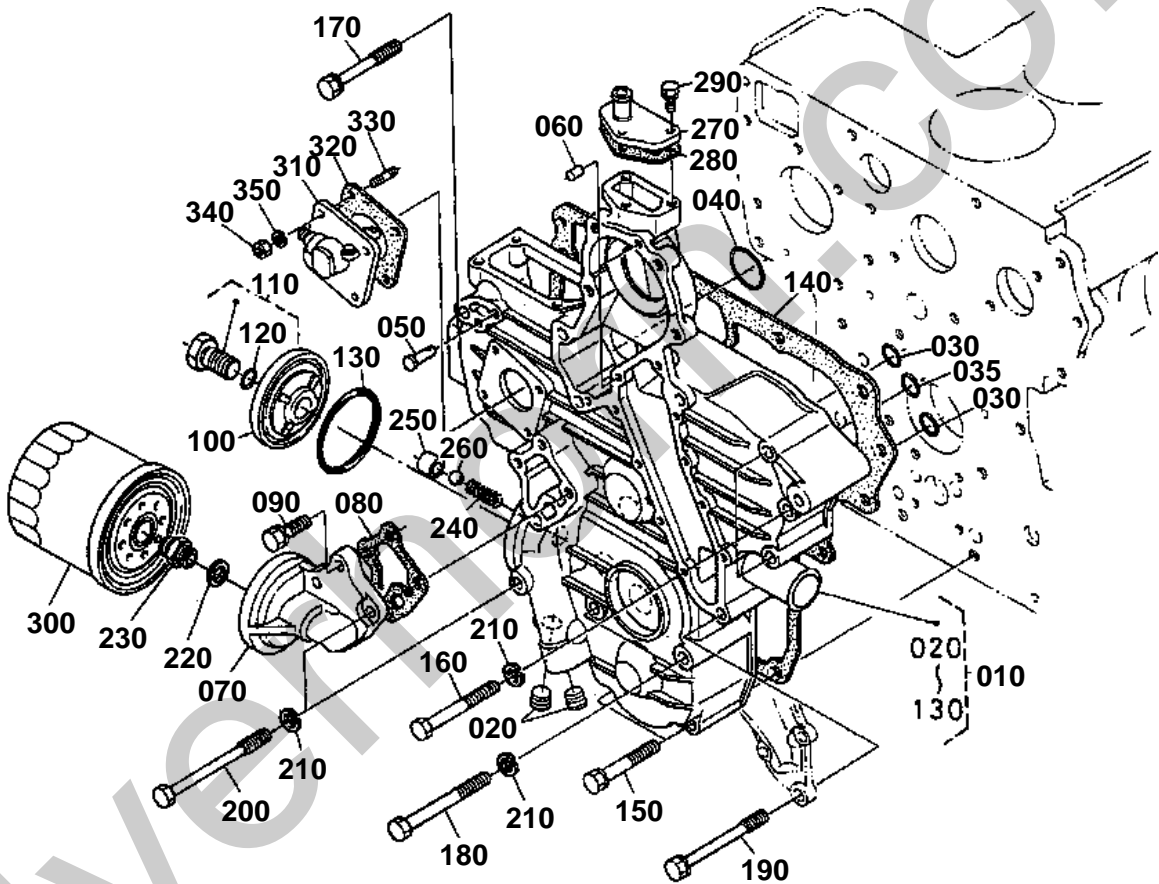


CAMSHAFT

↔ Interchangeable; ≠ not interchangeable; ← new for old; → old for new

REF.No	Part No.	Description	Q'ty	S.No.	I/C	REMARKS	Weight (kgf)	Weight (lb)
010	15221-15550	TAPPET	6				0	0
020	15221-15110	PUSH ROD	6				0.05	0.11
030	15521-16010	ASSY CAMSHAFT	1				3.6	7.92
040	15521-16150	CAMSHAFT	1				1.79	3.938
060	15521-16510	GEAR CAM	1				0.85	1.87
070	05712-00720	KEY FEATHER	1				0.008	0.0176
080	15221-16270	STOPPER CAMSHAFT	1				0.073	0.1606
090	01123-50818	BOLT	2				0.012	0.0264
100	15221-24010	COMP GEAR IDLE	1				0.5	1.1
110	15221-24980	BUSH IDLE GEAR	2				0.02	0.044
120	15521-24360	COLLAR	1				0.015	0.033
130	15521-24370	COLLAR	1				0.015	0.033
140	15221-24320	CIR CLIP IDLE GEAR	1				0.01	0.022
150	15221-24250	SHAFT IDLE GEAR	1				0.48	1.056
160	01123-50818	BOLT	3				0.012	0.0264

GEAR CASE



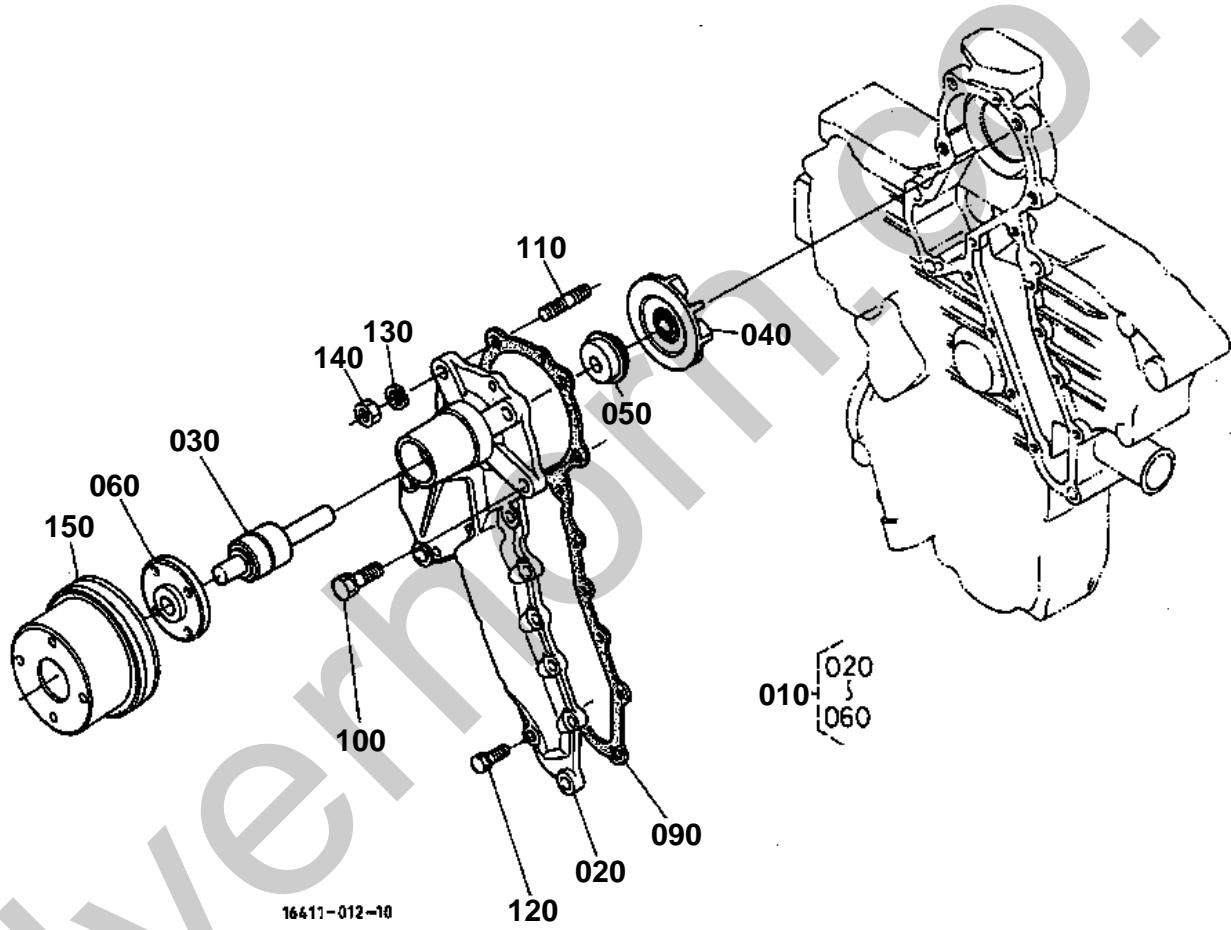
16411-011-10

**GEAR CASE**

↔ Interchangeable; ≠ not interchangeable; ← new for old; → old for new

REF.No	Part No.	Description	Q'ty	S.No.	I/C	REMARKS	Weight (kgf)	Weight (lb)
010	17331-04024	COMP.CASE GEAR	1				5	11
020	17331-96040	PLUG	2	<=15205			0.005	0.011
020	16241-96020	PLUG	2	>=15206	←		0.015	0.033
030	04811-00150	O RING	2				0.001	0.0022
035	04811-00200	O RING	1				0.001	0.0022
040	04811-00360	O RING	1				0.002	0.0044
050	15221-56280	PIN START SPRING	1				0.006	0.0132
060	05012-00612	PIN STRAIGHT	2				0.003	0.0066
070	17331-32610	SUPPORT OIL FILTER	1				0.275	0.605
080	17326-32620	GASKET	1				0.005	0.011
090	01123-50825	BOLT	3				0.013	0.0286
100	17331-32880	COVER	1				0.075	0.165
110	17331-32910	COMP BOLT	1				0.07	0.154
120	04811-00150	O RING	1				0.001	0.0022
130	19202-96830	O RING	1				0.01	0.022
140	17326-04132	GASKET GEAR CASE	1				0.03	0.066
150	01123-50860	BOLT	2				0.026	0.0572
160	01153-50870	BOLT	5				0.026	0.0572
170	17367-91010	BOLT	1				0.005	0.011
180	01153-50880	BOLT	2				0.03	0.066
190	17367-91020	BOLT	3				0.035	0.077
200	01153-50895	BOLT	2				0.035	0.077
210	04512-60080	WASHER SPRING	9				0.002	0.0044
220	04011-50180	WASHER PLAIN	1				0.012	0.0264
230	15521-32290	JOINT PIPE	1				0.05	0.11
240	15241-36950	SPRING	1				0.004	0.0088
250	15521-36930	SEAT VALVE	1				0.015	0.033
260	07715-03213	BALL	1				0.004	0.0088
270	15521-73320	FLANGE WATER RETURN	1				0.04	0.088
280	15766-73330	GASKET	1				0.002	0.0044
290	01023-50620	BOLT	3				0.006	0.0132
300	17321-32430	CARTRIDGE OIL FILTER	1				0.45	0.99
310	38240-34660	ASSY GEAR CASE H/M	1				0.335	0.737
320	15296-88130	GASKET H/METER UNIT	1				0.002	0.0044
330	15221-88210	STUD	4				0.005	0.011
340	02056-50060	NUT	4				0.002	0.0044
350	04512-60060	WASHER SPRING	4				0.001	0.0022

WATER PUMP



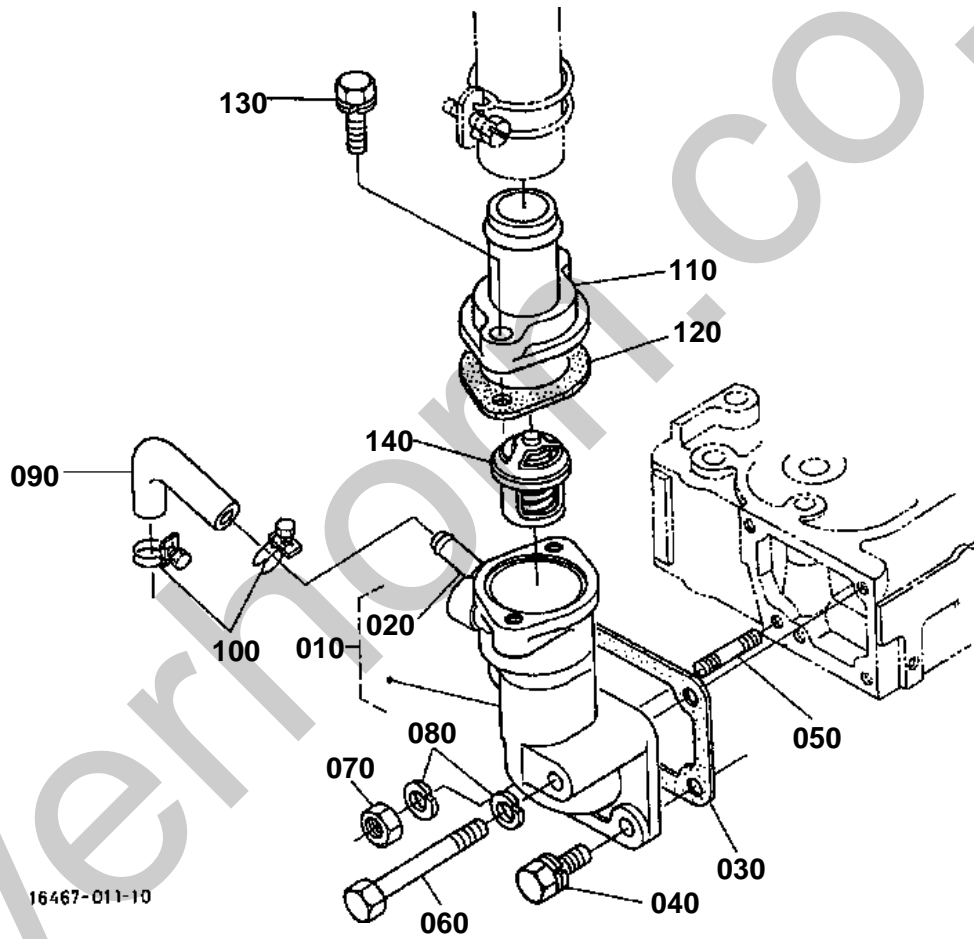


WATER PUMP

↔ Interchangeable; ≠ not interchangeable; ← new for old; → old for new

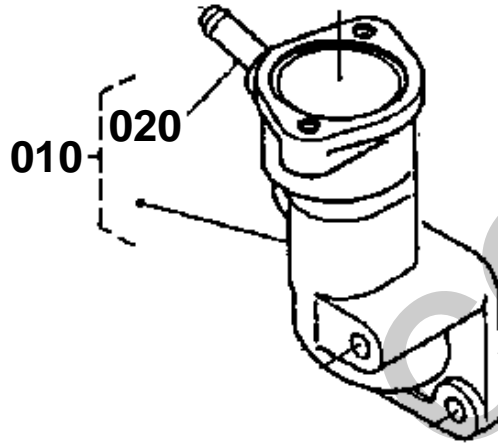
REF.No	Part No.	Description	Q'ty	S.No.	I/C	REMARKS	Weight (kgf)	Weight (lb)
010	16412-73030	ASSY PUMP WATER	1				1.21	2.662
020	17331-73410	BODY WATER PUMP	1				0.51	1.122
030	15521-73550	BEARING	1				0.235	0.517
040	15521-73510	IMPELLER WATER PUMP	1	<=24391			0.22	0.484
040	16661-73510	IMPELLER	1	>=24392	≠		0.195	0.429
050	19202-73050	ASSY SEAL MECHANICAL	1	<=24391			0.02	0.044
050	16661-73050	ASSY SEAL MECHANICAL	1	>=24392	≠		0.025	0.055
060	15521-73520	FLANGE WATER PUMP	1				0.25	0.55
090	17326-73430	GASKET WATER PUMP	1				0.01	0.022
100	01123-50828	BOLT	2				0.014	0.0308
110	15521-91510	STUD	2				0.012	0.0264
120	01023-50618	BOLT	8				0.006	0.0132
130	04512-60080	WASHER SPRING	2				0.002	0.0044
140	02156-50080	NUT	2				0.004	0.0088
150	15521-74250	PULLEY FAN	1				0.29	0.638

WATER FLANGE AND THERMOSTAT



010 17331-7270-2

020 17331-7334-0



16411-801-10

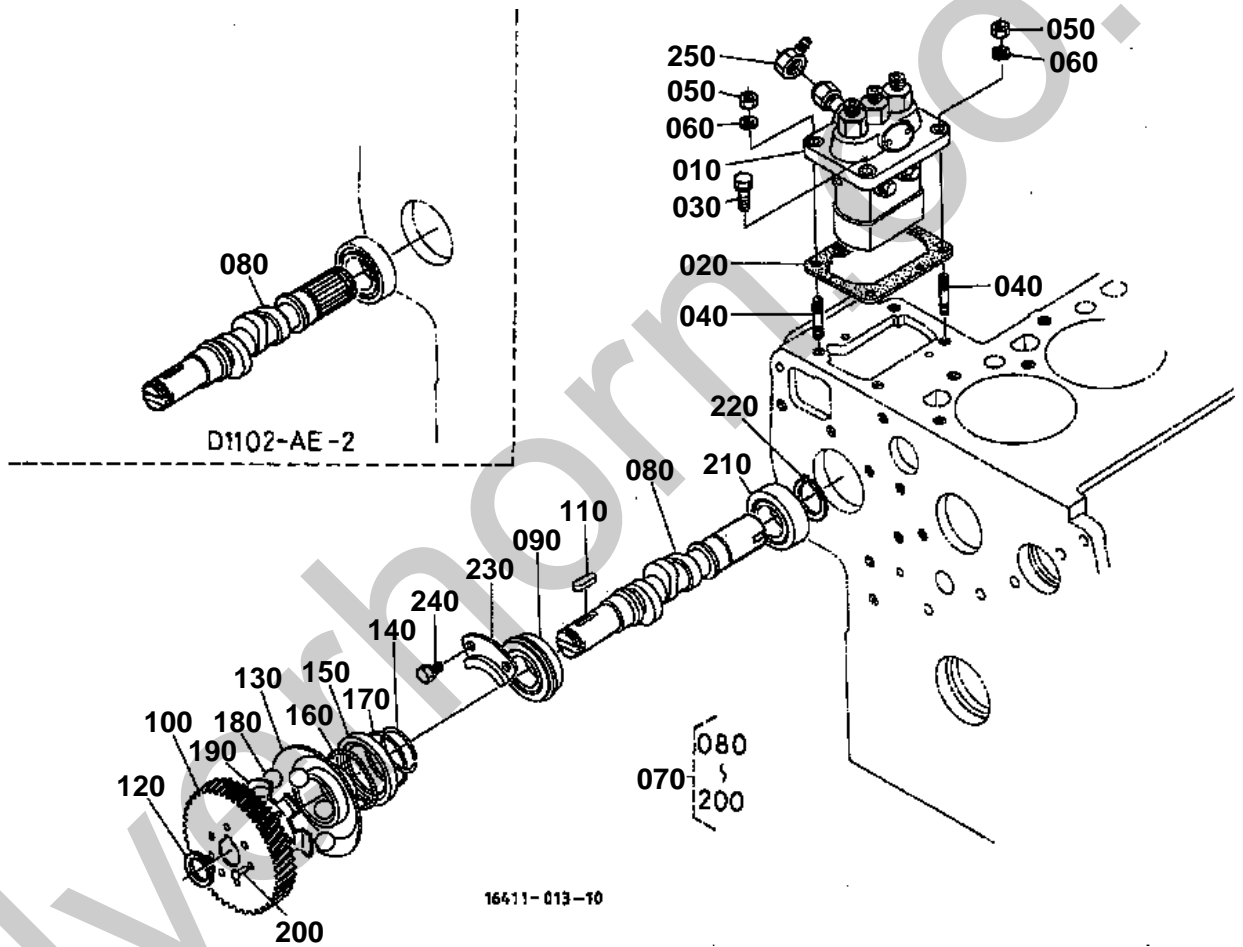


WATER FLANGE AND THERMOSTAT

↔ Interchangeable; ≠ not interchangeable; ← new for old; → old for new

REF.No	Part No.	Description	Q'ty	S.No.	I/C	REMARKS	Weight (kgf)	Weight (lb)
010	17331-72702	COMP.FLANGE WATER	1	<=13378			0	0
010	17331-72703	COMP.FLANGE WATER	1	>=13379	←		0.36	0.792
020	17331-73340	PIPE WATER RETURN	1	<=13378			0	0
020	17331-73342	PIPE WATER RETURN	1	>=13379	←		0.01	0.022
030	15766-72920	GASKET WATER FLANGE	1				0.01	0.022
040	01123-50822	BOLT	2				0.012	0.0264
040	01123-50820	BOLT	2		↔		0.011	0.0242
050	01513-50822	STUD	1				0.01	0.022
060	01153-50870	BOLT	1				0.026	0.0572
070	02156-50080	NUT	1				0.004	0.0088
080	04512-60080	WASHER SPRING	2				0.002	0.0044
090	15521-73340	PIPE WATER RETURN	1				0.025	0.055
100	15109-73360	BAND PIPE	2				0.01	0.022
110	15321-73260	COVER THERMOSTAT	1				0.107	0.2354
120	15313-73270	GASKET	1				0.001	0.0022
130	01123-50835	BOLT	2				0.02	0.044
140	15321-73010	ASSY THERMOSTAT	1				0.068	0.1496

INJECTION PUMP AND FUEL CAMSHAFT



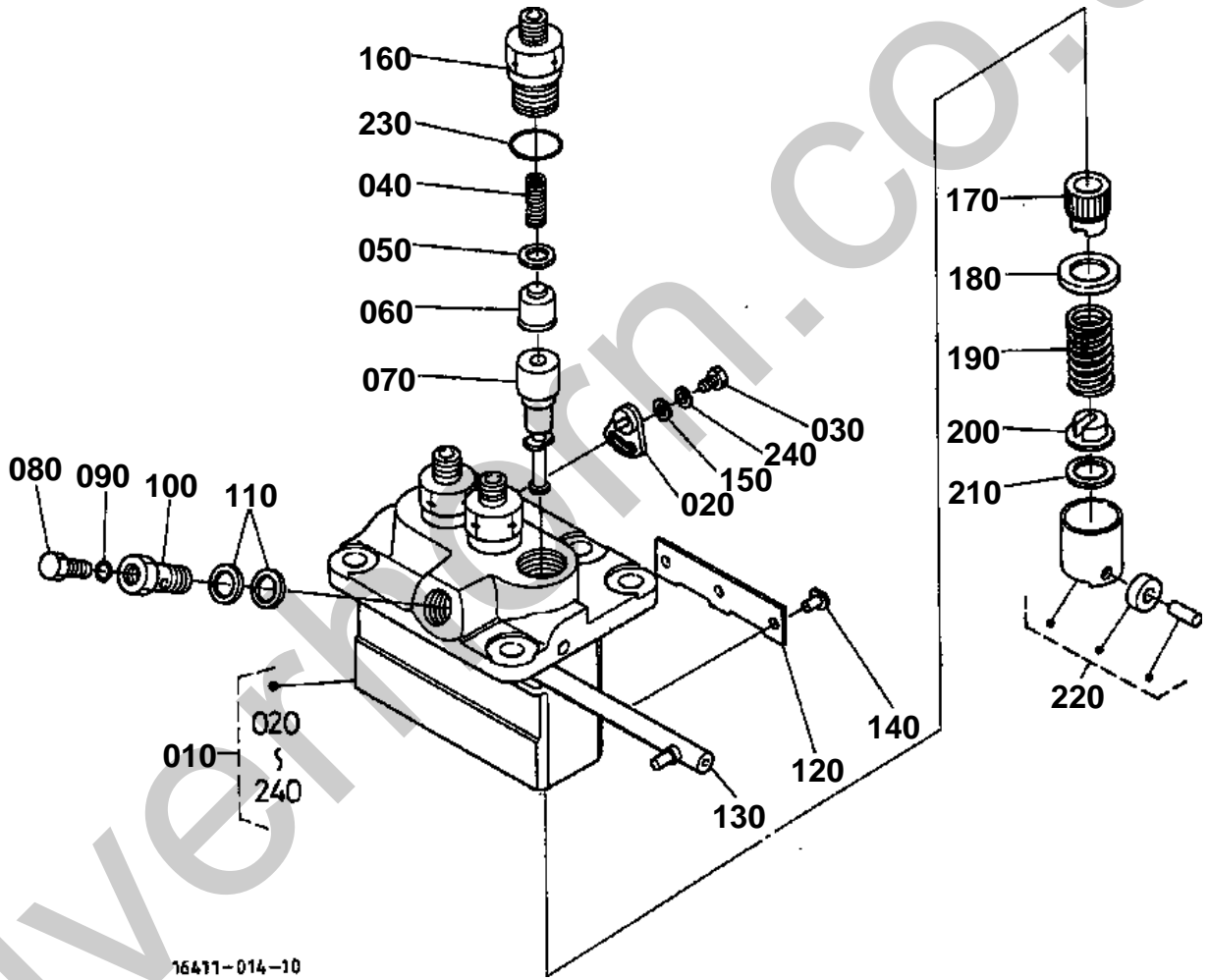


INJECTION PUMP AND FUEL CAMSHAFT

↔ Interchangeable; ≠ not interchangeable; ← new for old; → old for new

REF.No	Part No.	Description	Q'ty	S.No.	I/C	REMARKS	Weight (kgf)	Weight (lb)
010	15321-51010	ASSY PUMP INJECTION	1			REFER TO L.No.0B14-R0 FOR COMPONENTS. 0.15MM	2	4.4
020	15321-52110	SHIM INJECTION PUMP	1				0	0
020	15521-52110	SHIM	1			0.30MM	0.01	0.022
020	15511-52110	SHIM INJECTION PUMP	1			0.45MM	0	0
030	01123-50822	BOLT	2				0.012	0.0264
040	15221-91530	STUD	2				0.011	0.0242
050	02156-50080	NUT	2				0.004	0.0088
060	04512-60080	WASHER SPRING	2				0.002	0.0044
070	15521-16020	ASSY CAMSHAFT FUEL	1				2.23	4.906
080	15521-16170	CAMSHAFT FUEL	1				0.88	1.936
090	08153-06205	BEARING BALL	1				0.13	0.286
100	15401-51150	GEAR INJECTION PUMP	1				0.8	1.76
110	05712-00525	KEY FEATHER	1				0.005	0.011
120	04612-00240	CIRCLIP EXTERNAL	1				0.002	0.0044
130	15221-55450	SLEEVE GOVERNOR	1				0.19	0.418
140	15221-55470	CIR-CLIP GOV. SLEEVE	1				0.003	0.0066
150	15221-55690	CASE GOVERNOR BALL	1	≤12642			0	0
150	15611-55690	CASE GOVERNOR BALL	1	≥12643	↔		0.03	0.066
160	07715-03205	BALL	39				0.001	0.0022
170	15221-55740	CIR-CLIP	1				0.002	0.0044
180	07715-00805	BALL	7				0.016	0.0352
190	15521-55650	GUIDE GOVERNOR BALL	1				0.035	0.077
200	05611-10310	RIVET	7				0.001	0.0022
210	08103-06205	BEARING BALL	1				0.12	0.264
220	04612-00250	CIRCLIP EXTERNAL	1				0.002	0.0044
230	15221-16320	STOPPER FUEL.C/SHAFT	1				0.02	0.044
240	01123-60814	BOLT	2				0.008	0.0176
250	14111-42410	JOINT EYE	1				0.025	0.055

INJECTION PUMP [COMPONENT PARTS]



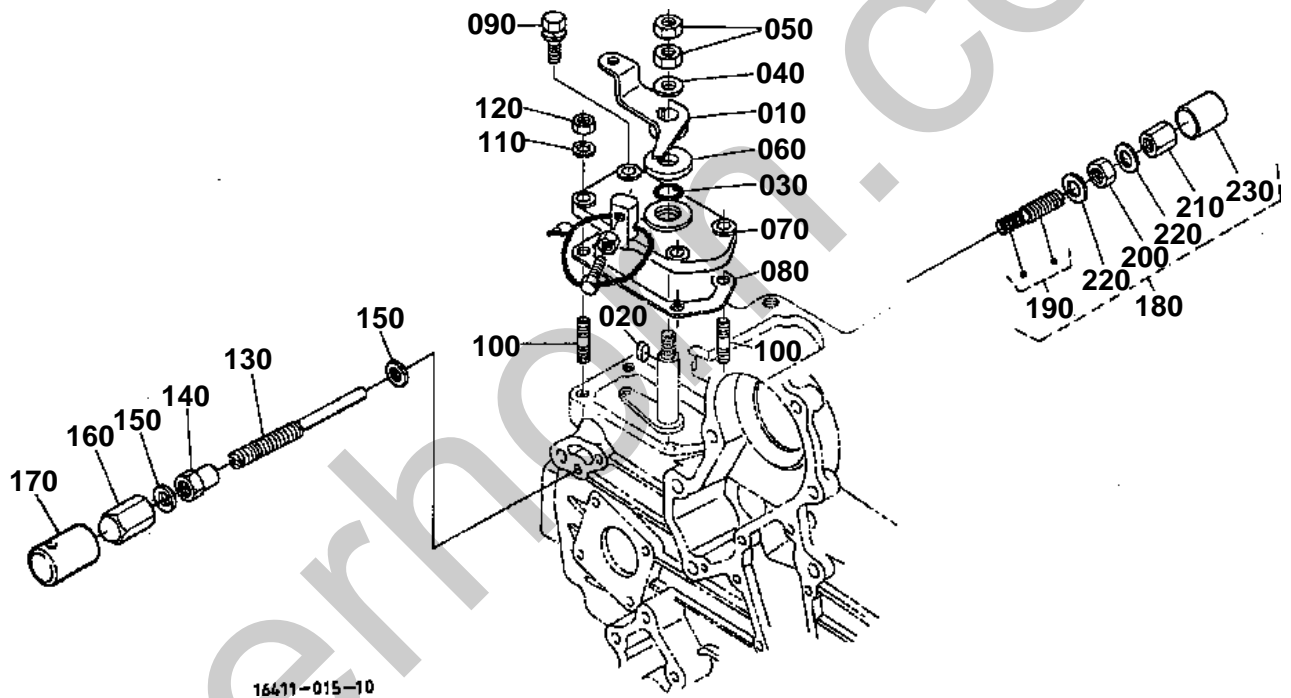


INJECTION PUMP [COMPONENT PARTS]

↔ Interchangeable; ≠ not interchangeable; ← new for old; → old for new

REF.No	Part No.	Description	Q'ty	S.No.	I/C	REMARKS	Weight (kgf)	Weight (lb)
010	15321-51010	ASSY PUMP INJECTION	1				2	4.4
020	14384-51390	PLATE ADJUSTING	2				0.006	0.0132
030	15221-91030	BOLT	2				0	0
040	15221-51230	SPRING DELIV.VALVE	3				0.002	0.0044
050	15221-51240	GASKET DELIV.VALVE	3				0.001	0.0022
060	15221-51030	VALVE DELIVERY	3				0.012	0.0264
070	15221-51050	PLUNGER PUMP	3				0.053	0.1166
080	15221-51350	SCREW AIR BREEDER	1				0.008	0.0176
090	14111-53380	GASKET	1				0.001	0.0022
100	15221-51320	SCREW FOLLOW	1				0.032	0.0704
110	15221-96650	GASKET	2				0.001	0.0022
120	19484-51460	PLATE	1				0.003	0.0066
130	15321-51060	RACK CONTROL	1				0.038	0.0836
140	14611-51250	PIN TAPPET GUIDE	3				0.003	0.0066
150	04013-60060	WASHER PLAIN	2				0.001	0.0022
160	15601-51220	HOLDER DELIV.VALVE	3				0.055	0.121
170	15221-51382	SLEEVE CONTROL	3				0.011	0.0242
180	15221-51270	SEAT SPRING UPPER	2				0.004	0.0088
190	15221-51280	SPRING PLUNGER	3				0.015	0.033
200	15221-51290	SEAT SPRING LOWER	3				0.01	0.022
210	15221-51490	SHIM	3				0.002	0.0044
220	15221-51070	ASSY TAPPET	3				0.039	0.0858
230	14611-51200	O RING	3				0.001	0.0022
240	14952-51550	WASHER WAVE	2				0.002	0.0044

SPEED CONTROL PLATE



16411-015-10

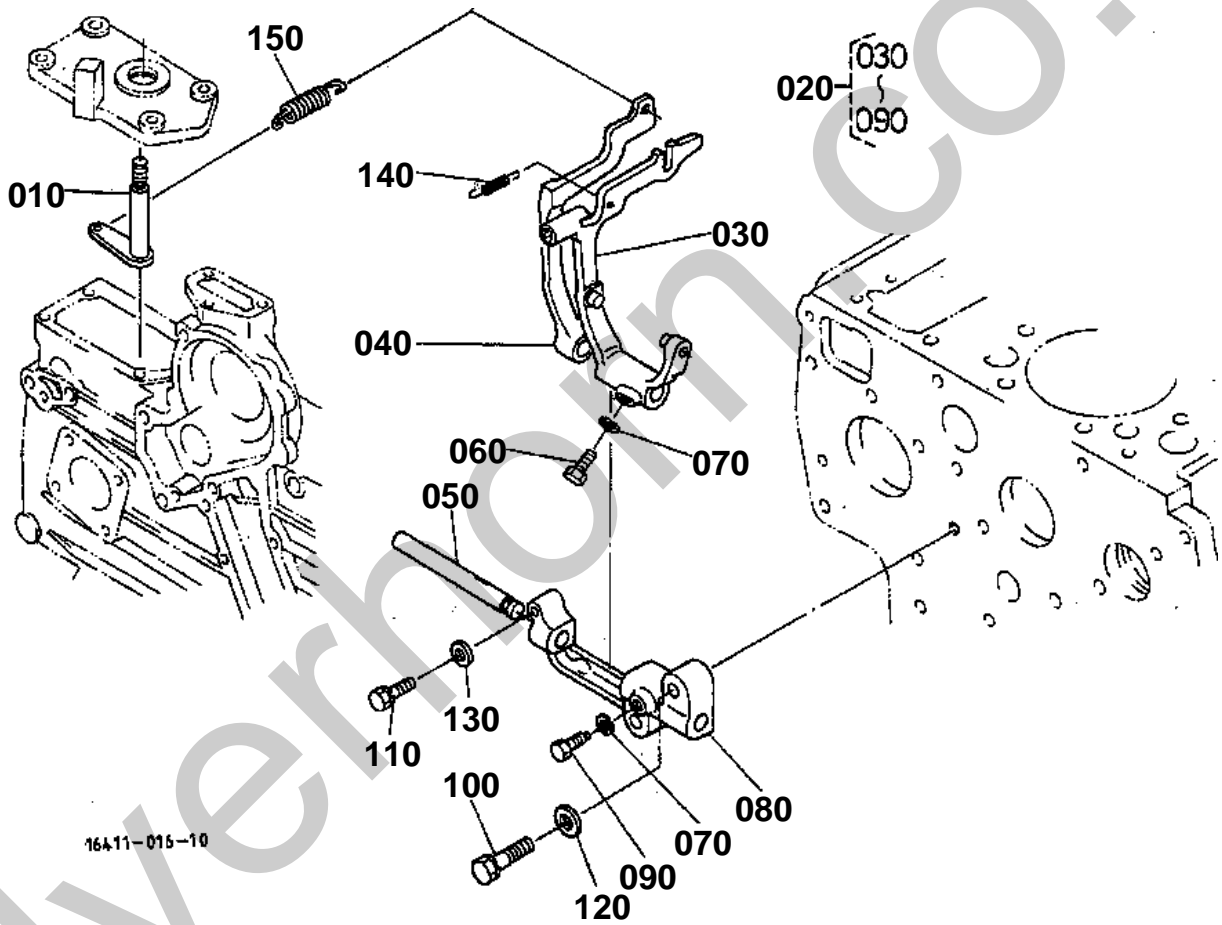


SPEED CONTROL PLATE

↔ Interchangeable; ≠ not interchangeable; ← new for old; → old for new

REF.No	Part No.	Description	Q'ty	S.No.	I/C	REMARKS	Weight (kgf)	Weight (lb)
010	15813-57150	LEVER SPEED CONTROL	1				0.055	0.121
020	05712-00408	KEY FEATHER	1				0.001	0.0022
030	04811-00120	O RING	1				0.001	0.0022
040	04013-50080	WASHER PLAIN	1				0	0
050	02112-50080	NUT	2				0.003	0.0066
060	17011-57384	COLLAR	1	<=13469			0.03	0.066
060	15521-57240	COLLAR	1	>=13470	↔		0.002	0.0044
070	15221-57112	PLATE SPEED CONTROL	1				0.1	0.22
080	15439-57210	GASKET	1				0.005	0.011
090	01023-50620	BOLT	2				0.006	0.0132
100	15221-88210	STUD	2				0.005	0.011
110	04512-60060	WASHER SPRING	2				0.001	0.0022
120	02056-50060	NUT	2				0.002	0.0044
130	15601-54120	BOLT ADJUSTING	1				0.011	0.0242
140	15601-92010	NUT	1	<=31538			0	0
140	15601-92012	NUT	1	>=31539	←		0.006	0.0132
150	15601-96650	GASKET	2				0.001	0.0022
160	15841-14620	NUT CAP	1				0.01	0.022
170	16241-54420	CAP	1	<=25458			0.004	0.0088
170	16221-54420	CAP	1	>=25459	↔		0.001	0.0022
180	15521-54090	APPARATUS IDLING	1				0.045	0.099
190	15521-54100	ASSY BOLT ADJUSTMENT	1				0.015	0.033
200	15401-92010	NUT	1				0.01	0.022
210	15521-92330	NUT CAP	1				0.02	0.044
220	15021-33660	GASKET	2				0.001	0.0022
230	15521-54270	CAP	1				0.003	0.0066

GOVERNOR

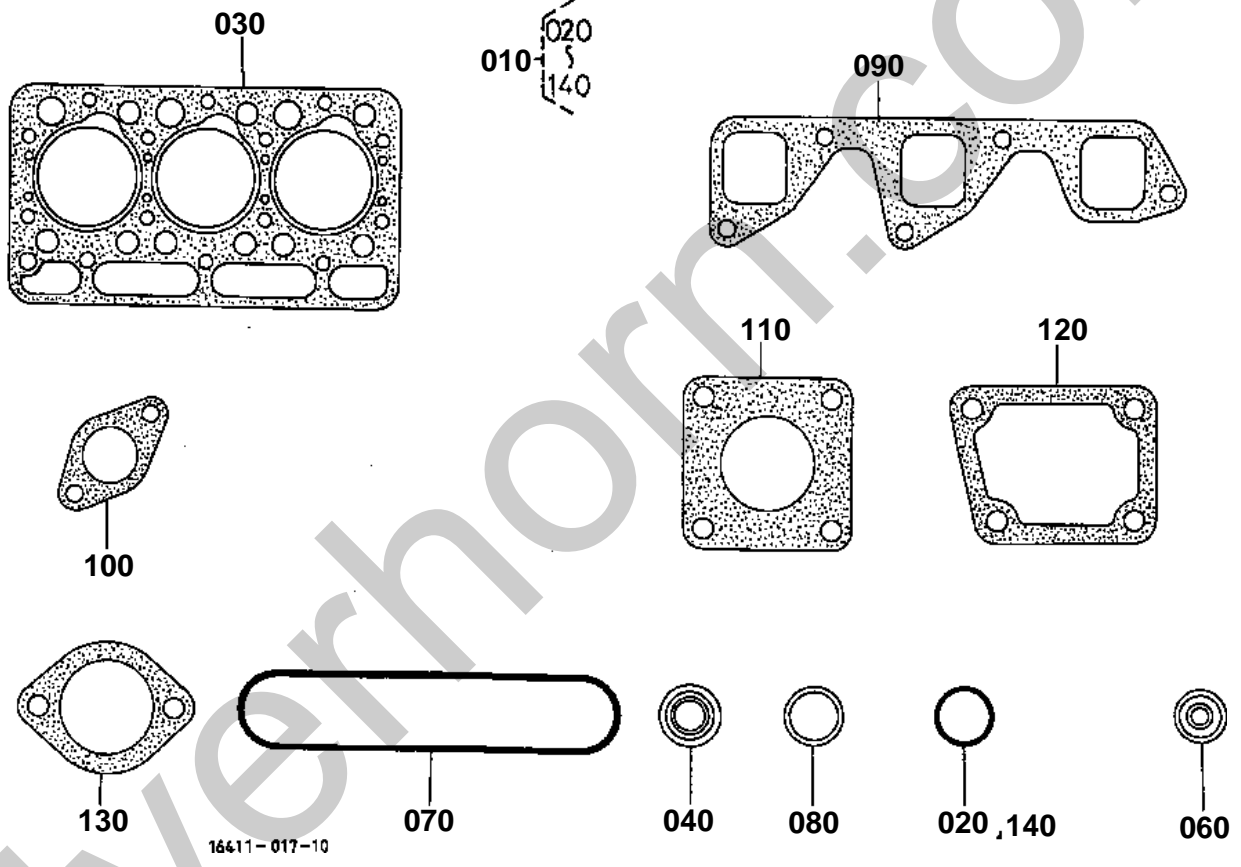


**GOVERNOR**

↔ Interchangeable; ≠ not interchangeable; ← new for old; → old for new

REF.No	Part No.	Description	Q'ty	S.No.	I/C	REMARKS	Weight (kgf)	Weight (lb)
010	15221-56020	COMP.LEVER GOVERNOR	1				0.06	0.132
020	16411-56050	ASSY LEVER FORK	1				0.38	0.836
030	16411-56040	COMP.LEVER FORK	1				0.147	0.3234
040	15601-56130	LEVER FORK	1				0.07	0.154
050	15221-56150	SHAFT FORK LEVER	1				0.1	0.22
060	15021-56240	BOLT LEVER SHAFT	1				0.005	0.011
070	04512-60060	WASHER SPRING	2				0.001	0.0022
080	15221-56230	HOLDER FORK LEVER	1				0.1	0.22
090	15221-66410	BOLT	1				0.005	0.011
100	01123-50832	BOLT	2				0.016	0.0352
110	01023-50628	BOLT	1				0.015	0.033
120	04012-50080	WASHER PLAIN	2				0.001	0.0022
130	04012-50060	WASHER PLAIN	1				0.001	0.0022
140	15221-56480	SPRING START	1				0.008	0.0176
150	15836-56413	SPRING GOVERNOR	1				0.005	0.011

UPPER GASKET KIT



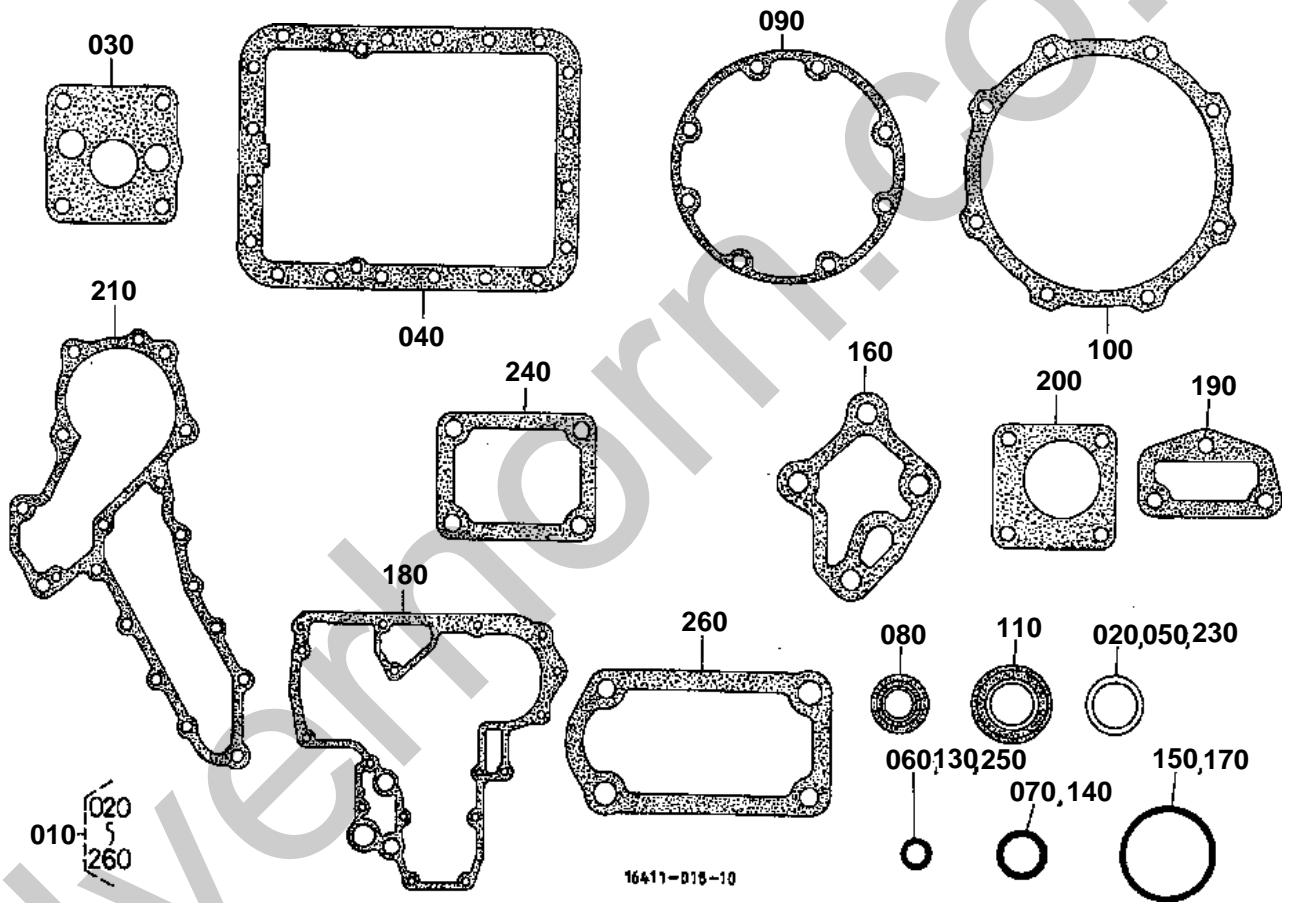


UPPER GASKET KIT

↔ Interchangeable; ≠ not interchangeable; ← new for old; → old for new

REF.No	Part No.	Description	Q'ty	S.No.	I/C	REMARKS	Weight (kgf)	Weight (lb)
010	07916-24340	KIT GASKET UPPER	1				0	0
020	15221-33700	O RING	1				0.001	0.0022
030	15354-03310	GASKET CYLINDER HEAD	1				0.11	0.242
040	15221-13150	SEAL VALVE STEM	6				0.001	0.0022
060	17011-53620	GASKET	3				0.003	0.0066
070	15521-14520	GASKET HEAD COVER	1				0.035	0.077
080	15021-33660	GASKET	3				0.001	0.0022
090	15313-11820	GASKET IN-MANIFOLD	1				0.01	0.022
100	15296-12350	GASKET EX-MANIFOLD	3				0.025	0.055
110	T0070-16420	GASKET MUFFLER	2				0.016	0.0352
120	15766-72920	GASKET WATER FLANGE	1				0.01	0.022
130	15313-73270	GASKET	1				0.001	0.0022
140	04811-50300	O RING	4				0.001	0.0022

LOWER GASKET KIT



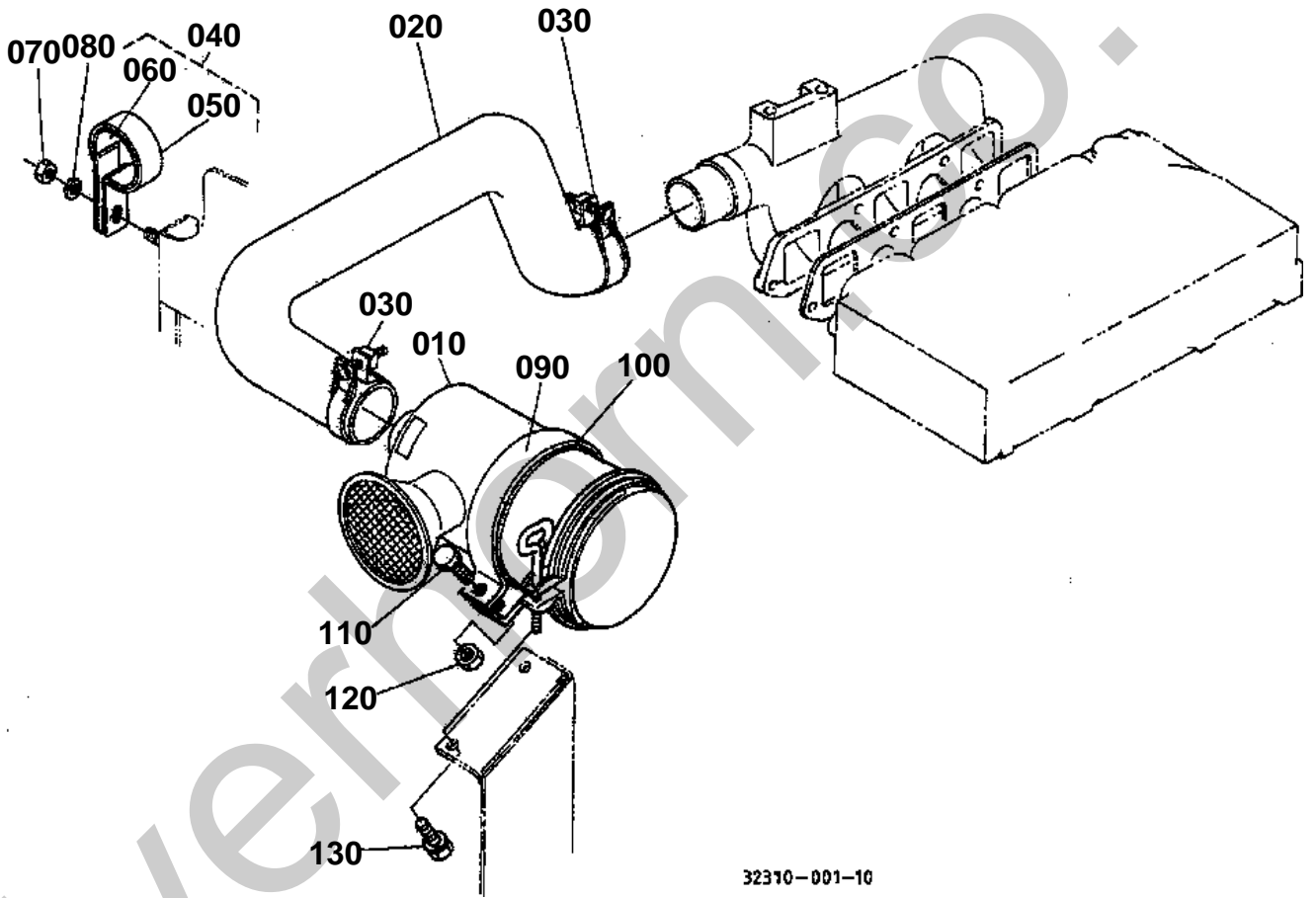


LOWER GASKET KIT

↔ Interchangeable; ≠ not interchangeable; ← new for old; → old for new

REF.No	Part No.	Description	Q'ty	S.No.	I/C	REMARKS	Weight (kgf)	Weight (lb)
010	07916-29650	KIT GASKET LOWER	1				0	0
020	15021-33660	GASKET	3				0.001	0.0022
030	15296-35150	GASKET OIL PUMP	1				0.001	0.0022
040	15301-01620	GASKET OIL PAN	1				0	0
050	15109-33660	GASKET	3				0.001	0.0022
060	04811-00140	O RING	1				0.001	0.0022
070	04811-10300	O RING	1				0.001	0.0022
080	19202-04460	SEAL OIL	1				0.055	0.121
090	19207-04360	GASKET BEARING CASE	1				0.005	0.011
100	15313-04820	GASKET BRG.CASE COV.	1				0.005	0.011
110	09550-00001	SEAL OIL	1				0.015	0.033
130	04811-00150	O RING	4				0.001	0.0022
140	04811-00200	O RING	1				0.001	0.0022
150	04811-00360	O RING	1				0.002	0.0044
160	17326-32620	GASKET	1				0.005	0.011
170	19202-96830	O RING	1				0.01	0.022
180	17326-04132	GASKET GEAR CASE	1				0.03	0.066
190	15766-73330	GASKET	1				0.002	0.0044
200	15296-88130	GASKET H/METER UNIT	1				0.002	0.0044
210	17326-73430	GASKET WATER PUMP	1				0.01	0.022
230	15601-96650	GASKET	3				0.001	0.0022
240	15296-51660	GASKET PUMP COVER	1				0.003	0.0066
250	04811-00120	O RING	1				0.001	0.0022
260	15439-57210	GASKET	1				0.005	0.011

AIR CLEANER

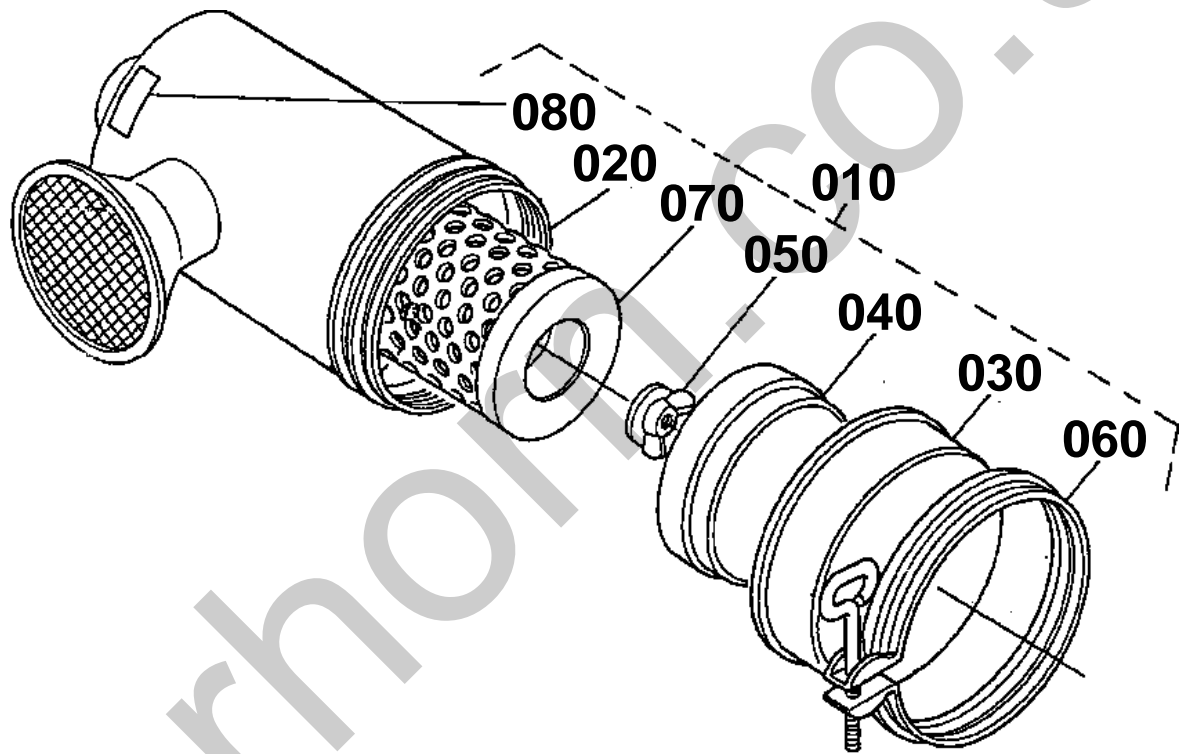


32310-001-10

**AIR CLEANER**

↔ Interchangeable; ≠ not interchangeable; ← new for old; → old for new

REF.No	Part No.	Description	Q'ty	S.No.	I/C	REMARKS	Weight (kgf)	Weight (lb)
010	15222-11012	ASSY CLEANER AIR	1			REFER TO L.No.0B08-L0 FOR COMPONENTS.	1.4	3.08
020	32400-18090	PIPE INLET	1				0.69	1.518
030	15221-11720	BAND PIPE	2				0.03	0.066
040	15321-11700	ASSY HOLDER PIPE	1				0.07	0.154
050	15321-11710	HOLDER INLET PIPE	1				0.055	0.121
060	15321-11690	PROTECTOR INLET PIPE	1				0.02	0.044
070	02156-50080	NUT	1				0.004	0.0088
080	04512-60080	WASHER SPRING	1				0.002	0.0044
090	34150-13960	BAND AIR CLEANER	1	≤59999		BLUE	0.178	0.3916
090	32310-13960	BAND AIR CLEANER	1	≥60001	↔	GRAY	0.16	0.352
100	34150-13970	CUSHION	1				0.02	0.044
110	01153-50840	BOLT	1				0.018	0.0396
120	02114-50080	NUT	1				0.005	0.011
130	01123-60816	BOLT	2				0.01	0.022



32310-002-10

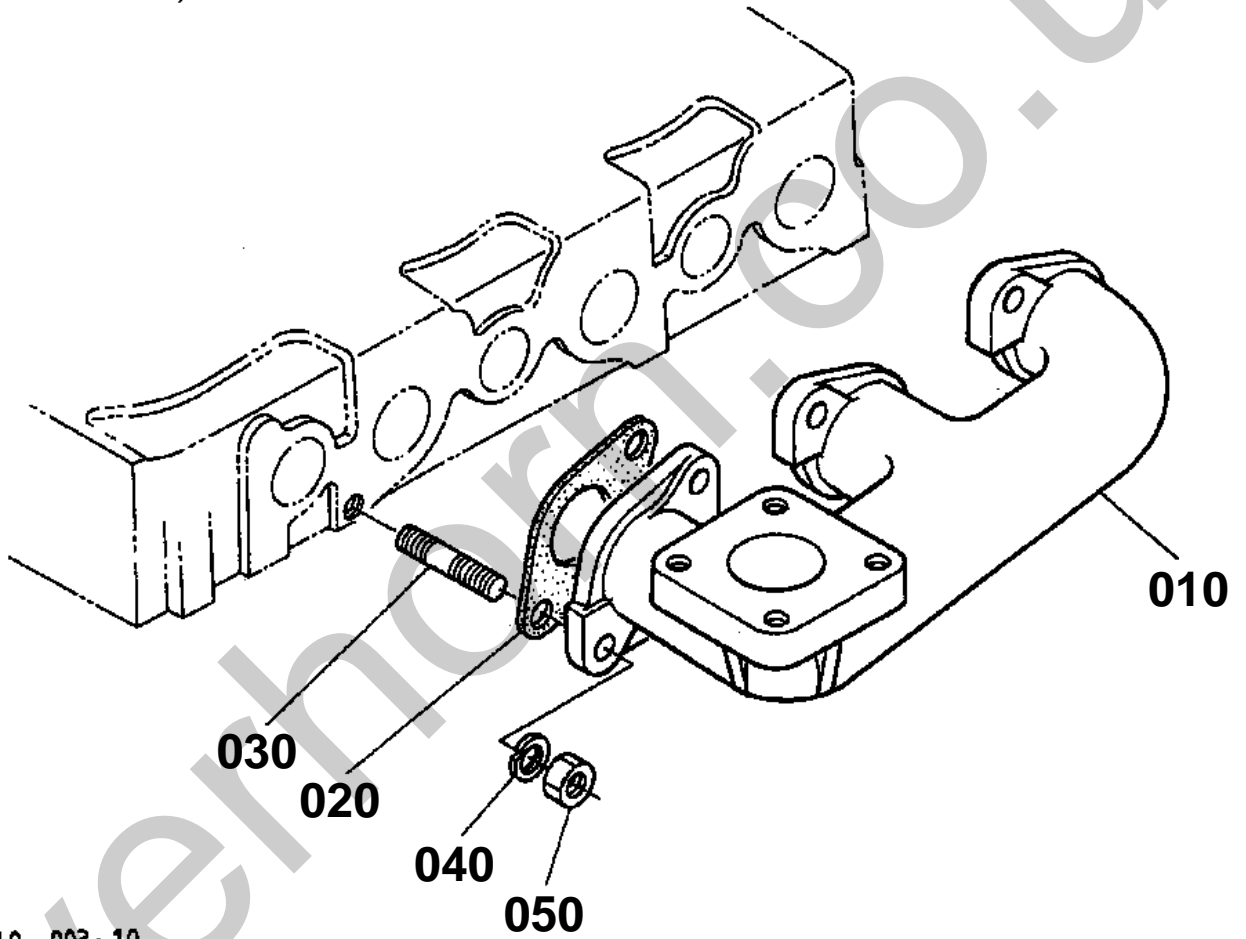


AIR CLEANER [COMPONENT PARTS]

↔ Interchangeable; ≠ not interchangeable; ← new for old; → old for new

REF.No	Part No.	Description	Q'ty	S.No.	I/C	REMARKS	Weight (kgf)	Weight (lb)
010	15222-11012	ASSY CLEANER AIR	1				1.4	3.08
020	15222-11150	BODY AIR CLEANER	1				0.708	1.5576
030	15222-11160	COVER AIR CLEANER	1				0.202	0.4444
040	15222-11410	COVER BAFFLE	1				0.043	0.0946
050	15222-92620	NUT WING	1				0.02	0.044
060	15222-11070	ASSY BAND AIRCLEANER	1				0.098	0.2156
070	15222-11220	ELEMENT AIR CLEANER	1				0.344	0.7568
080	15222-87750	MARK FORM	1				0.001	0.0022

EXHAUST MANIFOLD



32310-003-10

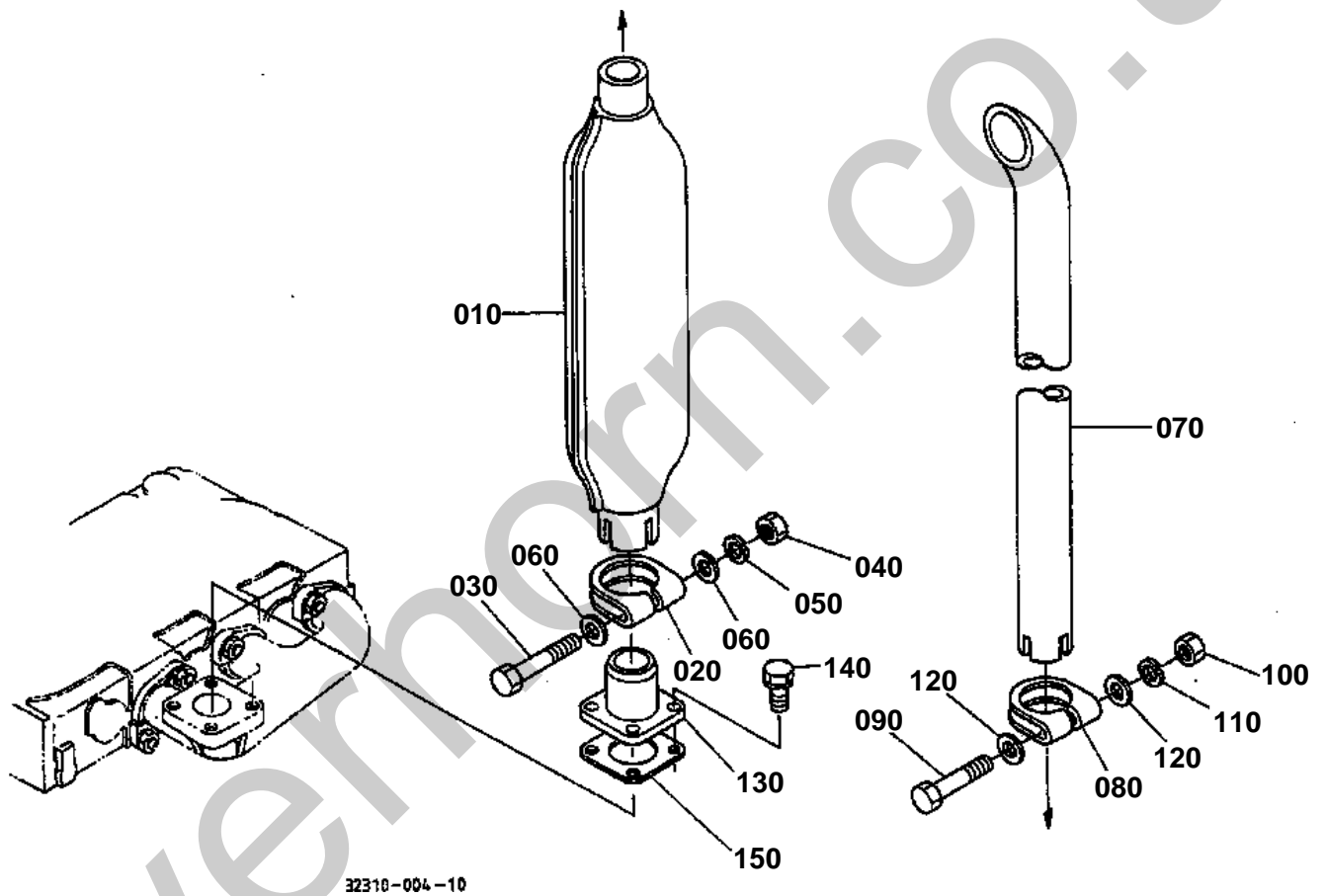


EXHAUST MANIFOLD

↔ Interchangeable; ≠ not interchangeable; ← new for old; → old for new

REF.No	Part No.	Description	Q'ty	S.No.	I/C	REMARKS	Weight (kgf)	Weight (lb)
010	17367-12310	MANIFOLD EXHAUST	1	<=50488			0	0
010	17367-12312	MANIFOLD EXHAUST	1	>=50489	↔		0	0
010	17367-12313	MANIFOLD EXHAUST	1	>=61273	↔		2	4.4
020	15296-12350	GASKET EX-MANIFOLD	3				0.025	0.055
030	15221-91530	STUD	6				0.011	0.0242
040	04512-60080	WASHER SPRING	6				0.002	0.0044
050	02156-50080	NUT	6				0.004	0.0088

MUFFLER

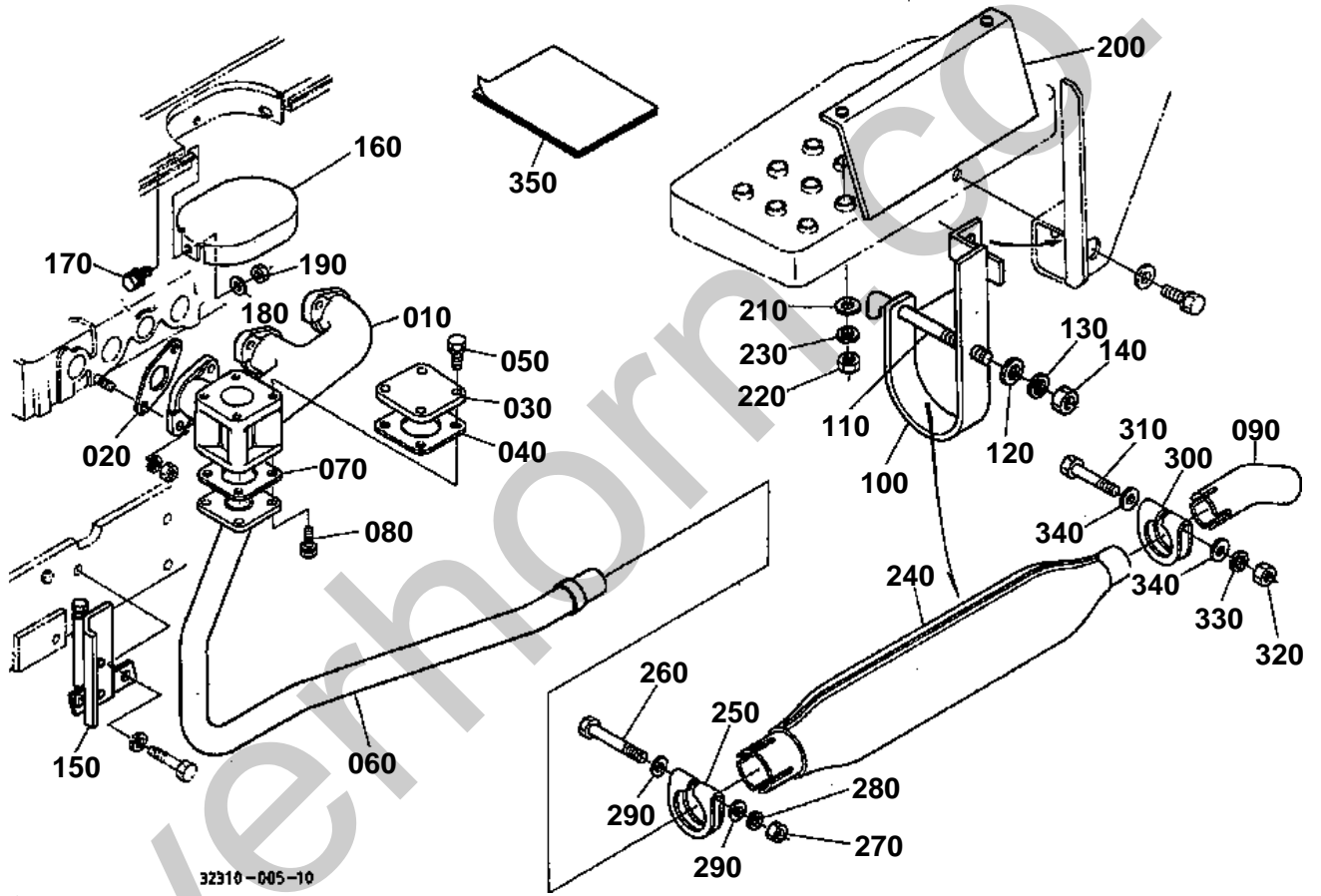


**MUFFLER**

↔ Interchangeable; ≠ not interchangeable; ← new for old; → old for new

REF.No	Part No.	Description	Q'ty	S.No.	I/C	REMARKS	Weight (kgf)	Weight (lb)
010	15575-12110	MUFFLER	1	<=52283			0	0
010	15221-12116	MUFFLER	1	>=52284	↔		2.3	5.06
020	15575-12130	BAND MUFFLER	1	<=52283			0	0
020	15221-12133	BAND MUFFLER	1	>=52284	↔		0.105	0.231
030	01153-50880	BOLT	1				0.03	0.066
040	02156-50080	NUT	1				0.004	0.0088
050	04512-60080	WASHER SPRING	1				0.002	0.0044
060	04012-50080	WASHER PLAIN	2				0.001	0.0022
070	35290-12410	PIPE EXHAUST	1	<=52439			0	0
070	34219-12410	PIPE EXHAUST	1	>=52440	←		0.54	1.188
080	15575-12430	BAND PIPE	1	<=52283			0	0
080	15221-12433	BAND PIPE	1	>=52284	↔		0.05	0.11
090	01153-50860	BOLT	1				0.024	0.0528
100	02156-50080	NUT	1				0.004	0.0088
110	04512-60080	WASHER SPRING	1				0.002	0.0044
120	04012-50080	WASHER PLAIN	2				0.001	0.0022
130	32400-88790	FLANGE MUFFLER	1				0.445	0.979
140	01123-50822	BOLT	4				0.012	0.0264
150	T0070-16420	GASKET MUFFLER	2				0.016	0.0352

UNDER MUFFLER [OLD TYPE] [OPTION]



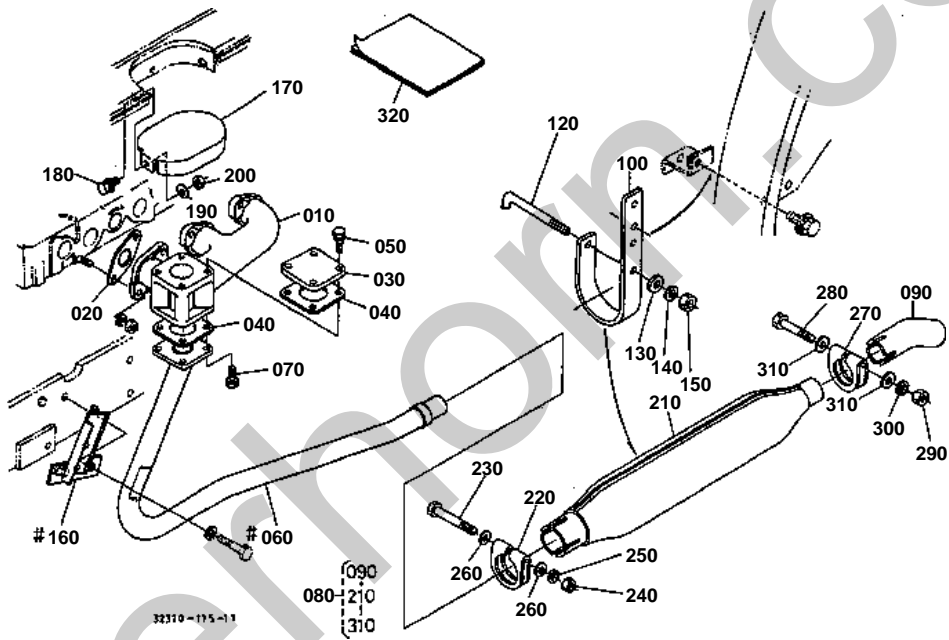
**UNDER MUFFLER [OLD TYPE] [OPTION]**

S.No.;<=59999

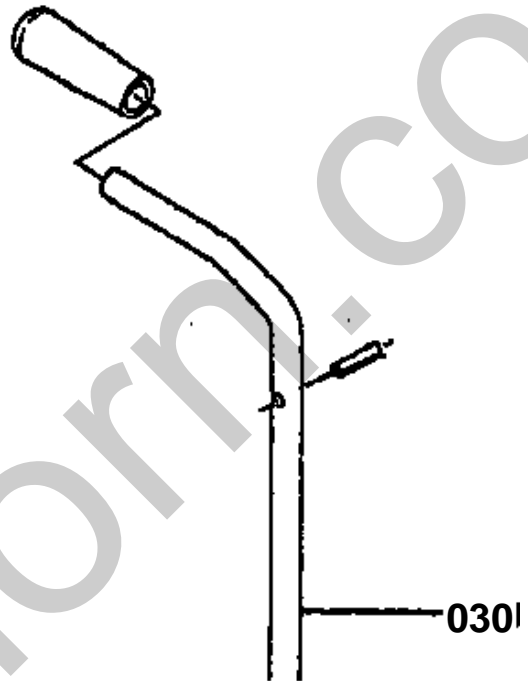
↔ Interchangeable; ≠ not interchangeable; ← new for old; → old for new

REF.No	Part No.	Description	Q'ty	S.No.	I/C	REMARKS	Weight (kgf)	Weight (lb)
010	17325-12310	MANIFOLD EXHAUST	1	<=50488			0	0
010	17325-12312	MANIFOLD EXHAUST	1	>=50489	↔		3	6.6
020	15296-12350	GASKET EX-MANIFOLD	3				0.025	0.055
030	17355-92850	COVER MANIFOLD	1	<=50979			0	0
030	17355-92852	COVER MANIFOLD	1	>=50980	↔		0.25	0.55
040	T0070-16420	GASKET MUFFLER	1				0.016	0.0352
050	01123-50820	BOLT	4				0.011	0.0242
060	35010-62110	PIPE MUFFLER	1				2	4.4
070	T0070-16420	GASKET MUFFLER	1				0.016	0.0352
080	01123-50825	BOLT	4				0.013	0.0286
090	32430-62130	PIPE MUFFLER	1				0.15	0.33
100	32400-64550	SUPPORT MUFFLER	1				0.57	1.254
110	35110-62170	BOLT	1				0.05	0.11
120	04013-50080	WASHER PLAIN	1				0	0
130	04512-60080	WASHER SPRING	1				0.002	0.0044
140	02054-50080	NUT	1				0.005	0.011
150	35010-26150	COVER	1				0.2	0.44
160	35010-34130	COVER	1				0.2	0.44
170	01125-50820	BOLT	3				0	0
180	04013-50080	WASHER PLAIN	3				0	0
190	02114-50080	NUT	3				0.005	0.011
200	32400-64582	COVER UNDER MUFFLER	1				0.3	0.66
210	04015-60080	WASHER PLAIN	2				0.01	0.022
220	02114-50080	NUT	2				0.005	0.011
230	04512-60080	WASHER SPRING	2				0.002	0.0044
240	15575-12110	MUFFLER	1	<=52283			0	0
240	15221-12116	MUFFLER	1	>=52284	↔		2.3	5.06
250	15575-12130	BAND MUFFLER	1	<=52283			0	0
250	15221-12133	BAND MUFFLER	1	>=52284	↔		0.105	0.231
260	01153-50880	BOLT	1				0.03	0.066
270	02156-50080	NUT	1				0.004	0.0088
280	04512-60080	WASHER SPRING	1				0.002	0.0044
290	04012-50080	WASHER PLAIN	2				0.001	0.0022
300	15575-12430	BAND PIPE	1	<=52283			0	0
300	15221-12433	BAND PIPE	1	>=52284	↔		0.05	0.11
310	01153-50860	BOLT	1				0.024	0.0528
320	02156-50080	NUT	1				0.004	0.0088
330	04512-60080	WASHER SPRING	1				0.002	0.0044
340	04012-50080	WASHER PLAIN	2				0.001	0.0022
350	32430-98213	MANUAL INSTRUCTION	1				0.004	0.0088

UNDER MUFFLER [NEW TYPE] [OPTION]



030 35010-4440-2



32310-811-10

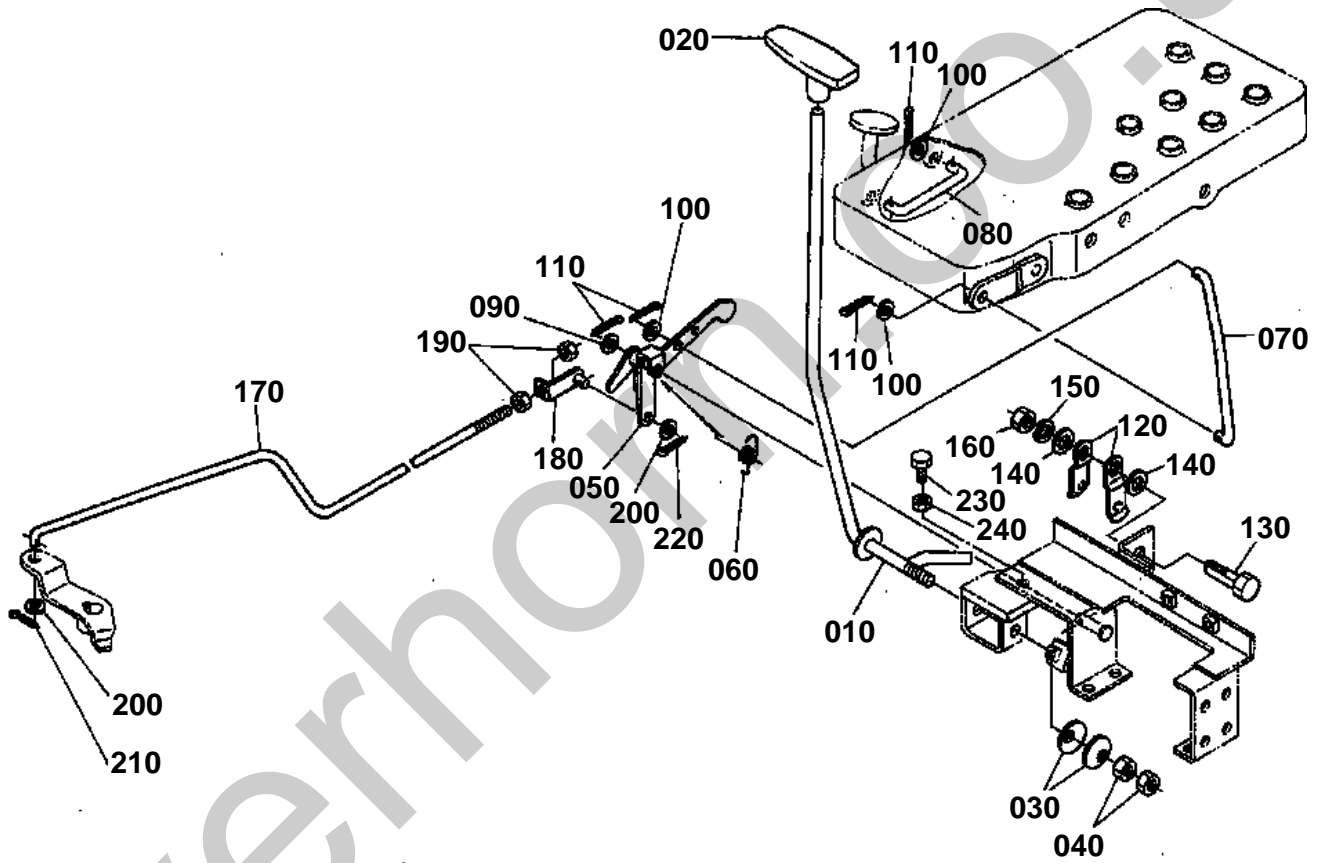
**UNDER MUFFLER [NEW TYPE] [OPTION]**

S.No.;>=60001

↔ Interchangeable; ≠ not interchangeable; ← new for old; → old for new

REF.No	Part No.	Description	Q'ty	S.No.	I/C	REMARKS	Weight (kgf)	Weight (lb)
010	17325-12312	MANIFOLD EXHAUST	1				3	6.6
020	15521-12350	GASKET EX-MANIFOLD	3				0	0
030	17355-92852	COVER MANIFOLD	1				0.25	0.55
040	T0070-16420	GASKET MUFFLER	2				0.016	0.0352
050	01123-50820	BOLT	4				0.011	0.0242
060	35010-62110	PIPE MUFFLER	1				2	4.4
060	32330-62110	PIPE MUFFLER	1		←		2.24	4.928
070	01123-50822	BOLT	4				0.012	0.0264
080	32402-88700	ASSY MUFFLER UNDER	1				3.1	6.82
090	35110-62130	PIPE MUFFLER	1				0.16	0.352
100	32310-62160	SUPPORT MUFFLER	1				0.55	1.21
120	35110-62170	BOLT	1				0.05	0.11
130	04013-50080	WASHER PLAIN	1				0	0
140	04512-60080	WASHER SPRING	1				0.002	0.0044
150	02054-50080	NUT	1				0.005	0.011
160	35010-26150	COVER	1				0.2	0.44
170	35010-34130	COVER	1				0.2	0.44
180	01125-50820	BOLT	3				0	0
190	04013-50080	WASHER PLAIN	3				0	0
200	02114-50080	NUT	3				0.005	0.011
210	15221-12116	MUFFLER	1				2.3	5.06
220	15221-12133	BAND MUFFLER	1				0.105	0.231
230	01153-50880	BOLT	1				0.03	0.066
240	02156-50080	NUT	1				0.004	0.0088
250	04512-60080	WASHER SPRING	1				0.002	0.0044
260	04012-50080	WASHER PLAIN	2				0.001	0.0022
270	15221-12433	BAND PIPE	1				0.05	0.11
280	01153-50860	BOLT	1				0.024	0.0528
290	02156-50080	NUT	1				0.004	0.0088
300	04512-60080	WASHER SPRING	1				0.002	0.0044
310	04012-50080	WASHER PLAIN	2				0.001	0.0022

HAND ACCELERATOR LEVER



32310-006-10

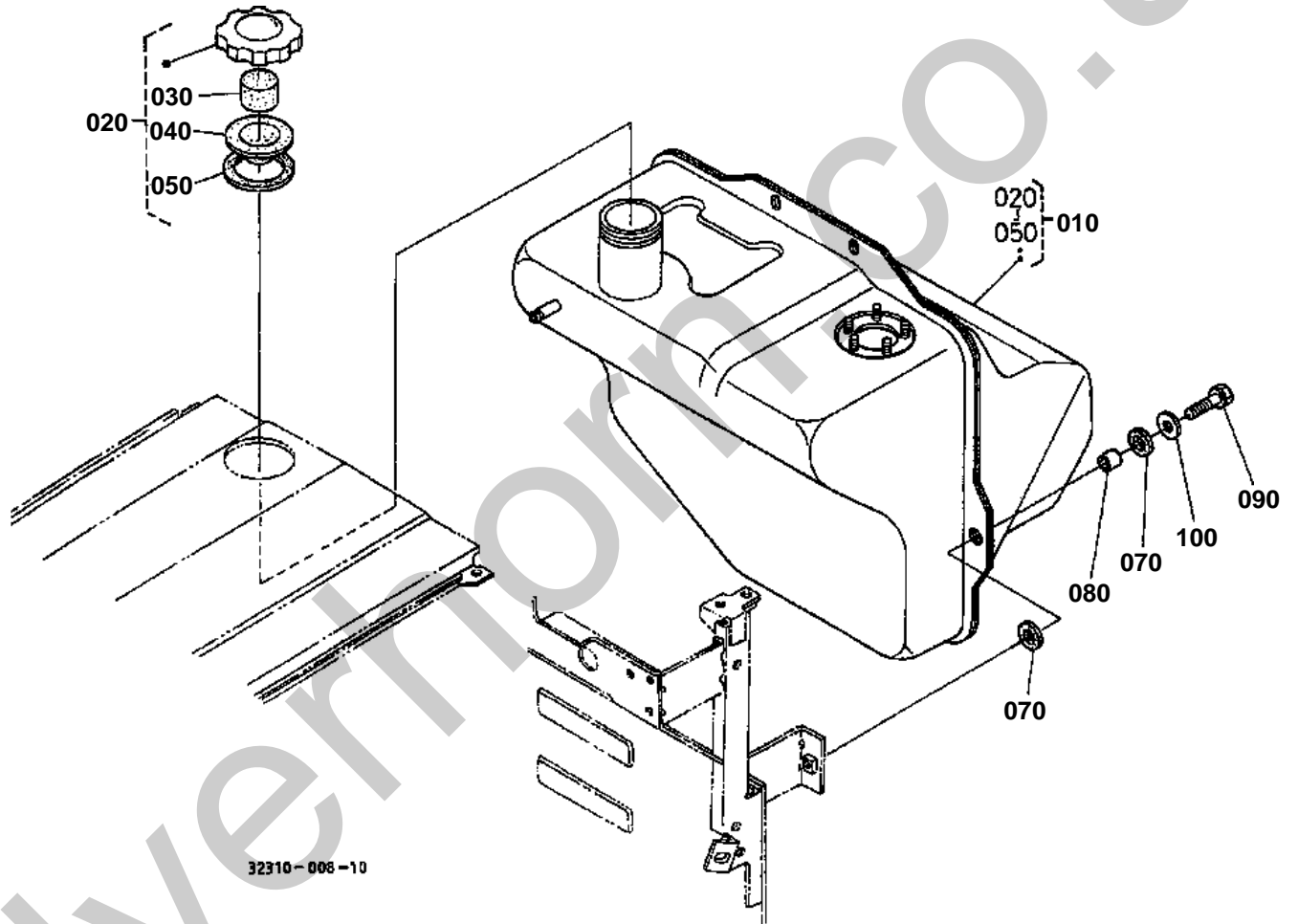


HAND ACCELERATOR LEVER

↔ Interchangeable; ≠ not interchangeable; ← new for old; → old for new

REF.No	Part No.	Description	Q'ty	S.No.	I/C	REMARKS	Weight (kgf)	Weight (lb)
010	35170-17120	LEVER HAND ACCEL.	1				0.345	0.759
020	35320-17170	GRIP ACCEL	1				0.018	0.0396
030	34260-17190	SPRING	2				0.002	0.0044
040	02118-50100	NUT	2				0.005	0.011
050	35170-17320	LINK ACCEL.	1				0.12	0.264
060	34150-17260	SPRING	1				0.01	0.022
070	37150-17570	ROD ACCEL.	1				0.06	0.132
080	37150-17580	ROD ACCEL.	1				0.025	0.055
090	04012-50080	WASHER PLAIN	1				0.001	0.0022
100	04012-50060	WASHER PLAIN	4				0.001	0.0022
110	05511-50212	PIN SPLIT	5				0.001	0.0022
120	32400-17440	SPRING PLATE	2				0.008	0.0176
130	32400-17410	BOLT	1				0.035	0.077
140	04011-50120	WASHER PLAIN	2				0.005	0.011
150	04512-50120	WASHER SPRING	1				0	0
160	02174-50120	NUT	1				0.01	0.022
170	32400-17360	ROD ACCEL.	1				0.145	0.319
180	34150-17390	JOINT ROD	1				0.025	0.055
190	02012-60060	NUT	2				0.005	0.011
200	04012-50060	WASHER PLAIN	2				0.001	0.0022
210	05511-50212	PIN SPLIT	1				0.001	0.0022
220	05511-51612	PIN SPLIT	1				0.001	0.0022
230	01155-50840	BOLT	1				0.02	0.044
240	02112-50080	NUT	1				0.003	0.0066

FUEL TANK



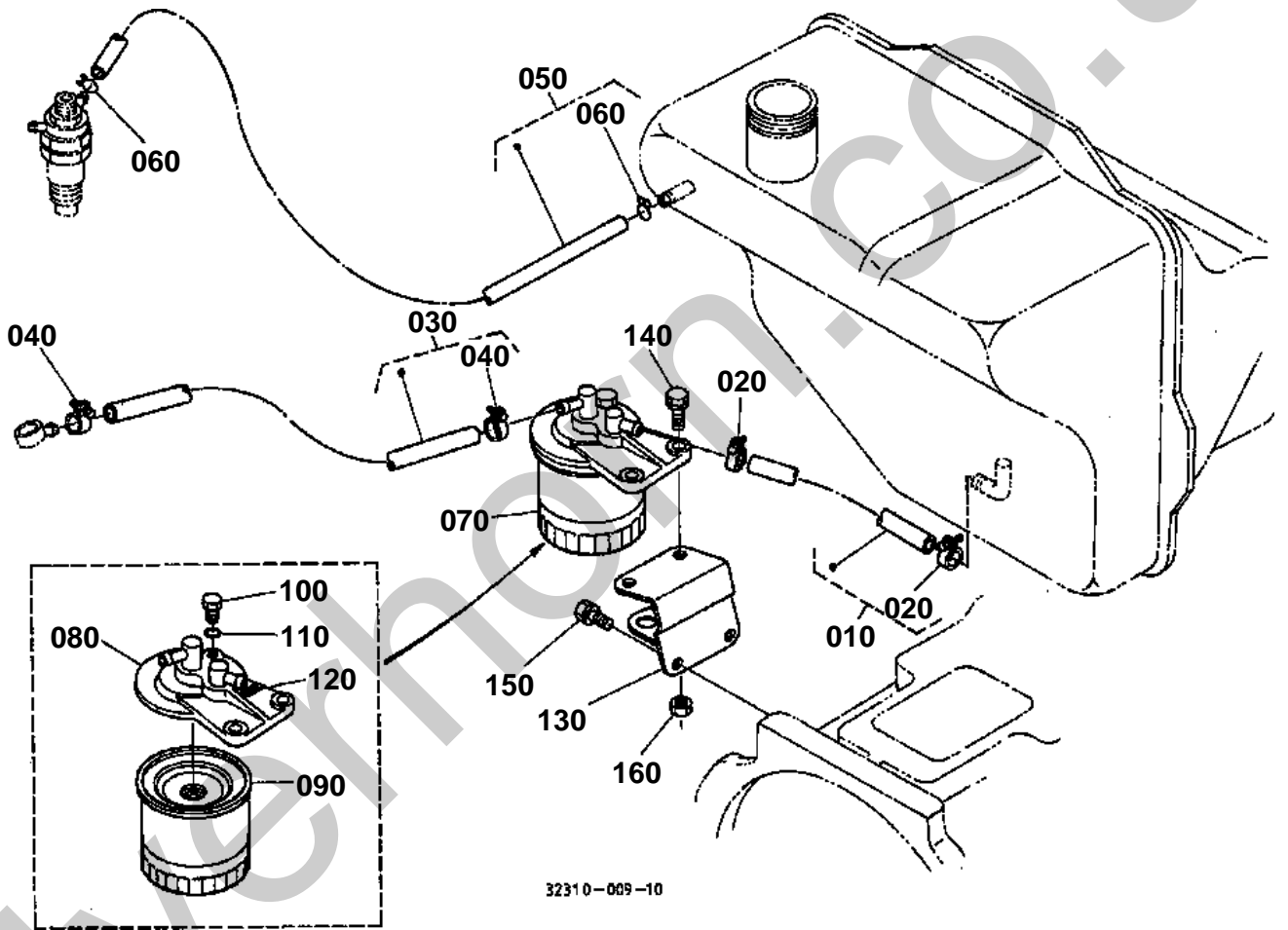


FUEL TANK

↔ Interchangeable; ≠ not interchangeable; ← new for old; → old for new

REF.No	Part No.	Description	Q'ty	S.No.	I/C	REMARKS	Weight (kgf)	Weight (lb)
010	35010-35110	TANK FUEL	1	<=59999		BLUE W/O FUEL CAP	5	11
010	32317-35100	ASSY TANK FUEL	1	>=60001	↔	GRAY WITH FUEL CAP	5	11
020	38240-35200	ASSY CAP FUEL TANK	1				0.06	0.132
030	34150-35240	SPONGE	1				0.001	0.0022
040	34150-35230	GASKET	1				0.01	0.022
050	34150-35180	GASKET	1				0.001	0.0022
070	37300-35120	CUSHION	4				0.003	0.0066
080	37300-35140	SPACER	2				0.006	0.0132
090	01123-50825	BOLT	2				0.013	0.0286
100	04015-60080	WASHER PLAIN	2				0.01	0.022

FUEL FILTER AND FUEL PIPE

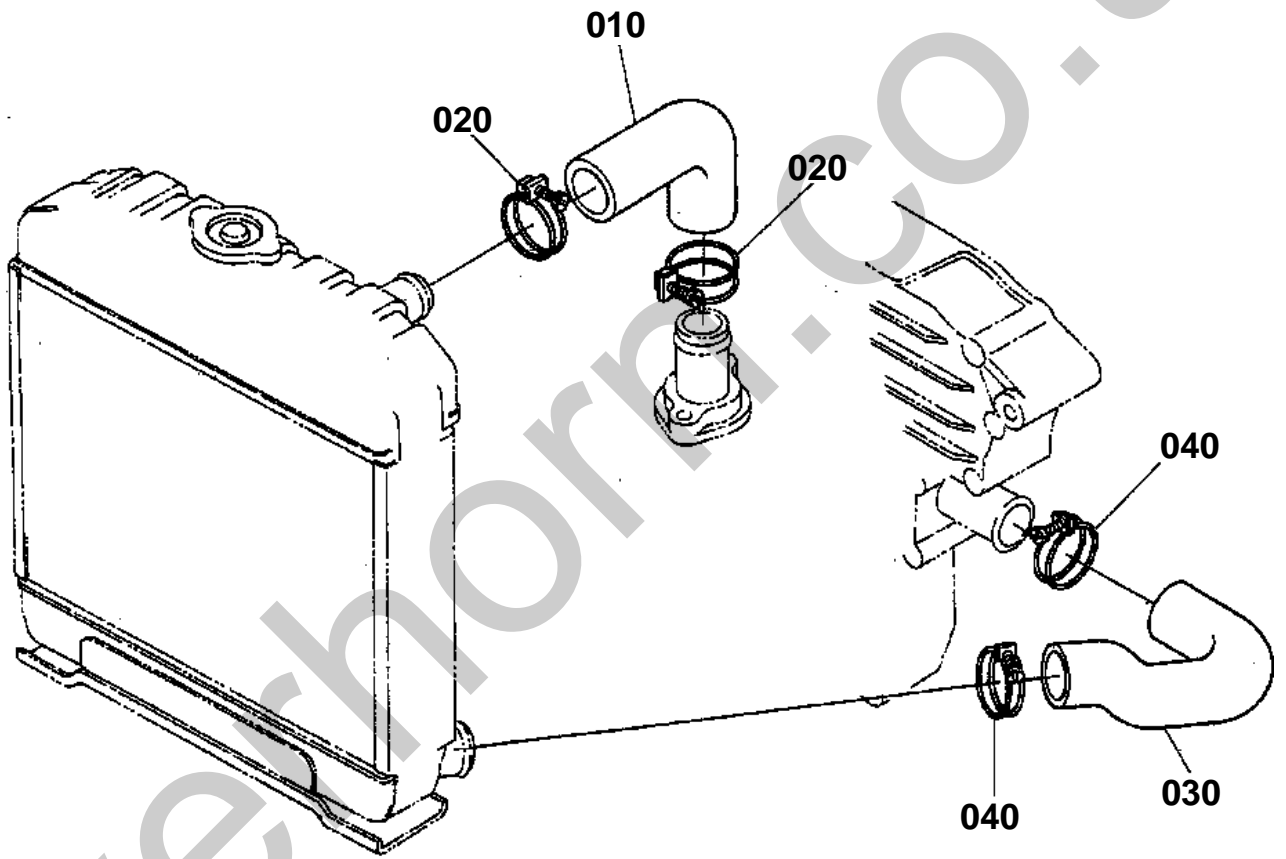




FUEL FILTER AND FUEL PIPE

↔ Interchangeable; ≠ not interchangeable; ← new for old; → old for new

REF.No	Part No.	Description	Q'ty	S.No.	I/C	REMARKS	Weight (kgf)	Weight (lb)
010	32400-35510	ASSY PIPE FUEL	1			MANUAL STRG.	0.035	0.077
010	67800-53730	ASSY PIPE FUEL	1			POWER STRG.	0.035	0.077
020	14301-42750	CLIP PIPE	2				0.005	0.011
030	37260-35520	ASSY PIPE FUEL	1				0.06	0.132
040	14301-42750	CLIP PIPE	2				0.005	0.011
050	67800-53750	ASSY PIPE OVER FLOW	1				0.02	0.044
060	10244-42320	CLIP PIPE	2				0.001	0.0022
070	15291-43010	ASSY FILTER FUEL	1				0.555	1.221
080	15291-43210	COVER FILTER	1	<=50979			0.23	0.506
080	15221-43210	COVER FILTER	1	>=50980	↔		0.25	0.55
090	15221-43080	ELEMENT FILTER	1				0	0
100	19222-43280	PLUG FILTER BREATHER	1				0.01	0.022
110	15108-43290	O RING	1				0.001	0.0022
120	15291-87760	MARK FORM	1				0.005	0.011
130	37150-35810	BRACKET FILTER	1	<=59999		BLUE	0.3	0.66
130	32310-35810	BRACKET FILTER	1	>=60001	↔	GRAY	0	0
140	01123-50822	BOLT	2				0.012	0.0264
150	01123-60816	BOLT	2				0.01	0.022
160	02114-50080	NUT	2				0.005	0.011



32310-010-10

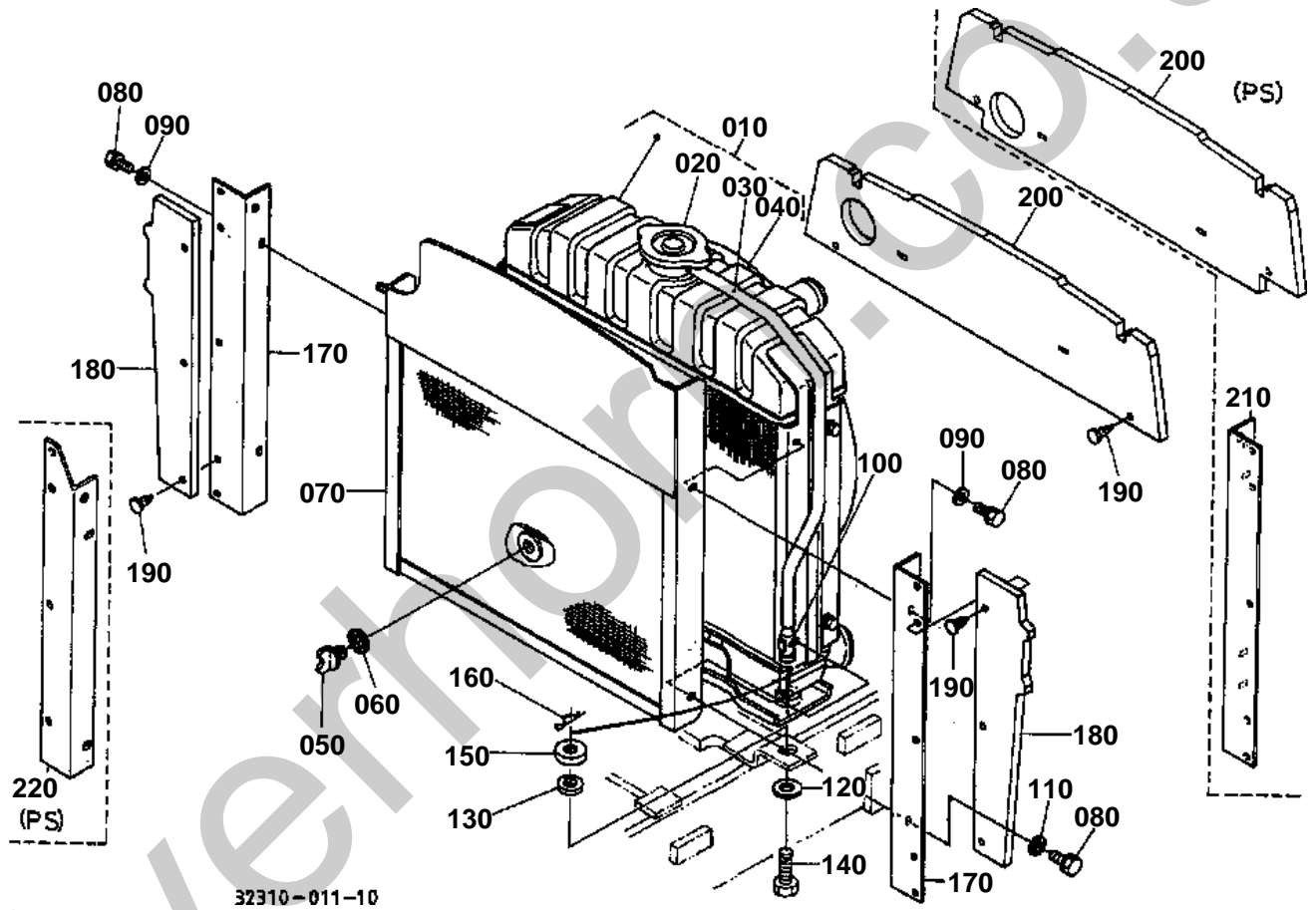


WATER PIPE

↔ Interchangeable; ≠ not interchangeable; ← new for old; → old for new

REF.No	Part No.	Description	Q'ty	S.No.	I/C	REMARKS	Weight (kgf)	Weight (lb)
010	15321-72940	PIPE WATER	1				0.134	0.2948
020	15108-72870	BAND	2				0.027	0.0594
030	35010-88360	PIPE WATER	1				0.2	0.44
040	15108-72870	BAND	2				0.027	0.0594

RADIATOR



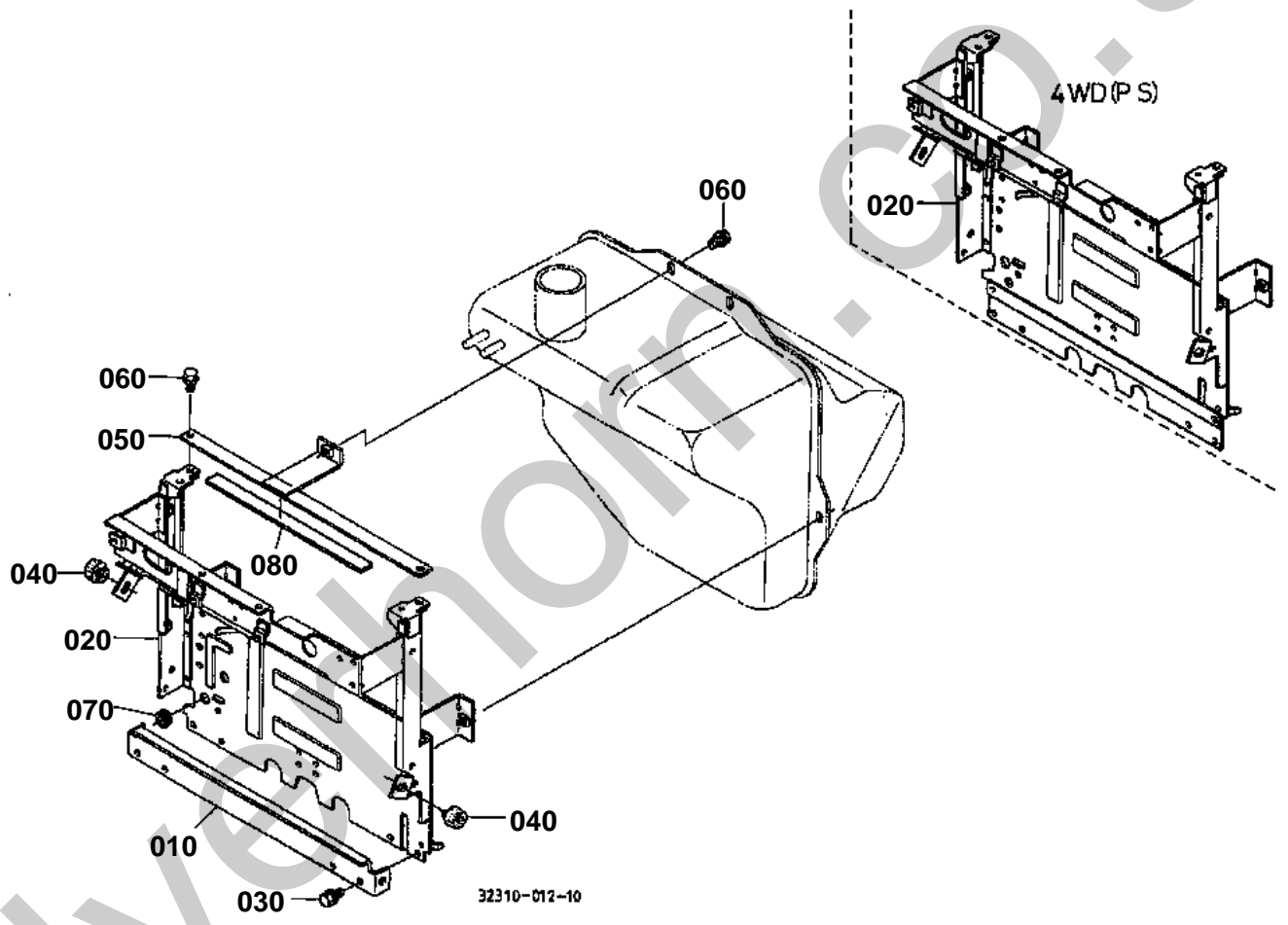


RADIATOR

↔ Interchangeable; ≠ not interchangeable; ← new for old; → old for new

REF.No	Part No.	Description	Q'ty	S.No.	I/C	REMARKS	Weight (kgf)	Weight (lb)
010	15575-72060	ASSY RADIATOR	1				6	13.2
020	15101-72030	CAP RADIATOR	1				0.075	0.165
030	15371-72710	PIPE WATER OVERFLOW	1				0.048	0.1056
040	15575-72330	SHROUD FAN	1				0.73	1.606
050	31349-61420	PLUG DRAIN	1				0.01	0.022
060	04717-01700	WASHER WITH RUBBER	1				0.003	0.0066
070	32400-17720	NET RADIATOR	1				1.35	2.97
080	01023-50612	BOLT	4				0.005	0.011
090	04013-60060	WASHER PLAIN	3				0.001	0.0022
100	55411-21792	WHISTLE STEAM	1				0.01	0.022
110	04015-60060	WASHER PLAIN	1				0.005	0.011
120	04015-50100	WASHER PLAIN	2				0.016	0.0352
130	15111-72190	CUSHION	2				0.016	0.0352
140	35080-13310	BOLT RADIATOR	2				0.03	0.066
150	15111-72200	WASHER	2				0.013	0.0286
160	05515-61000	PIN SNAP	2				0.003	0.0066
170	32400-17770	SET PLATE SHUTTER	2			MANUAL STRG.	0.205	0.451
180	32400-17790	SHUTTER	2				0.045	0.099
190	38430-29372	CLIP BUTTON	8				0.001	0.0022
200	32400-17780	SHUTTER	1			MANUAL STRG.	0.095	0.209
200	32400-45780	SHUTTER	1			POWER STRG.	0.12	0.264
210	32400-45770	PLATE SHUTTER LH	1			POWER STRG.	0.2	0.44
220	32400-45760	PLATE SHUTTER RH	1			POWER STRG.	0.19	0.418

SHUTTER



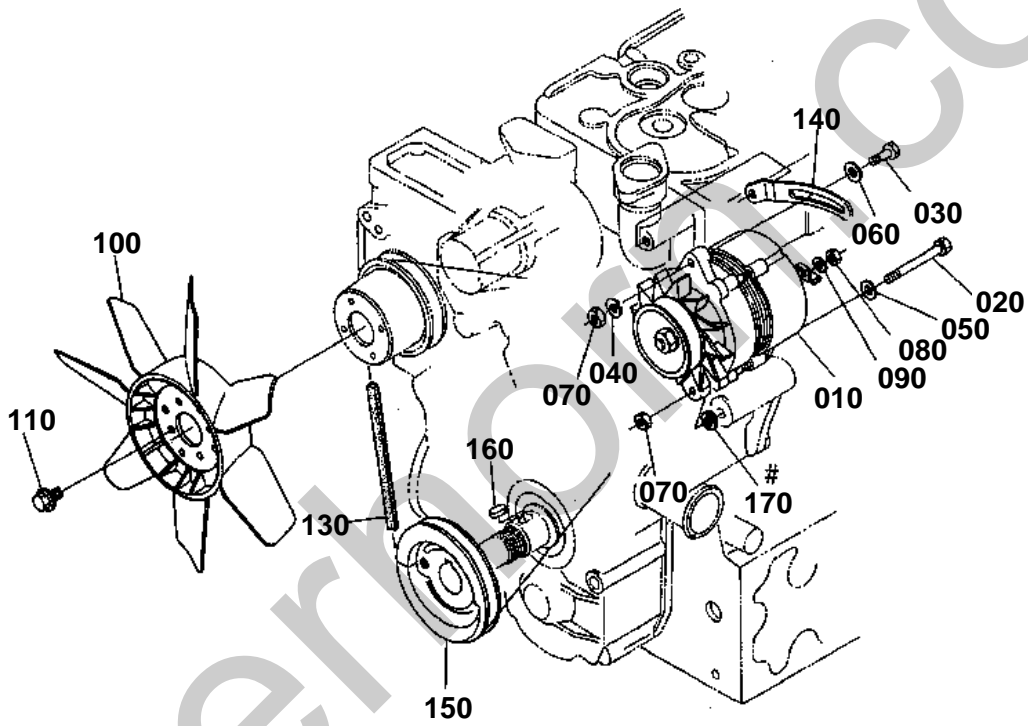


SHUTTER

↔ Interchangeable; ≠ not interchangeable; ← new for old; → old for new

REF.No	Part No.	Description	Q'ty	S.No.	I/C	REMARKS	Weight (kgf)	Weight (lb)
010	31351-35230	SUPPORT SHUTTER	1				0.345	0.759
020	32310-45720	PLATE SHUTTER	1	>=60001		MANUAL STRG. GRAY	3.5	7.7
020	35010-35210	PLATE SHUTTER	1	<=59999		POWER STRG. BLUE	4.5	9.9
020	32310-35210	PLATE SHUTTER	1	>=60001	↔	POWER STRG. GRAY	3.9	8.58
030	01754-50812	BOLT FLANGE	4				0.01	0.022
040	30400-17980	RUBBER BLOCK	2				0.01	0.022
050	32400-35310	BAND FUEL TANK	1	<=59999		BLUE	0.17	0.374
050	32310-35310	BAND FUEL TANK	1	>=60001	↔	GRAY	0.16	0.352
060	01754-50812	BOLT FLANGE	3				0.01	0.022
070	63611-52330	CUSHION	1				0.01	0.022
080	31351-13820	CUSHION BATTERY	1				0.015	0.033

DYNAMO AND FAN



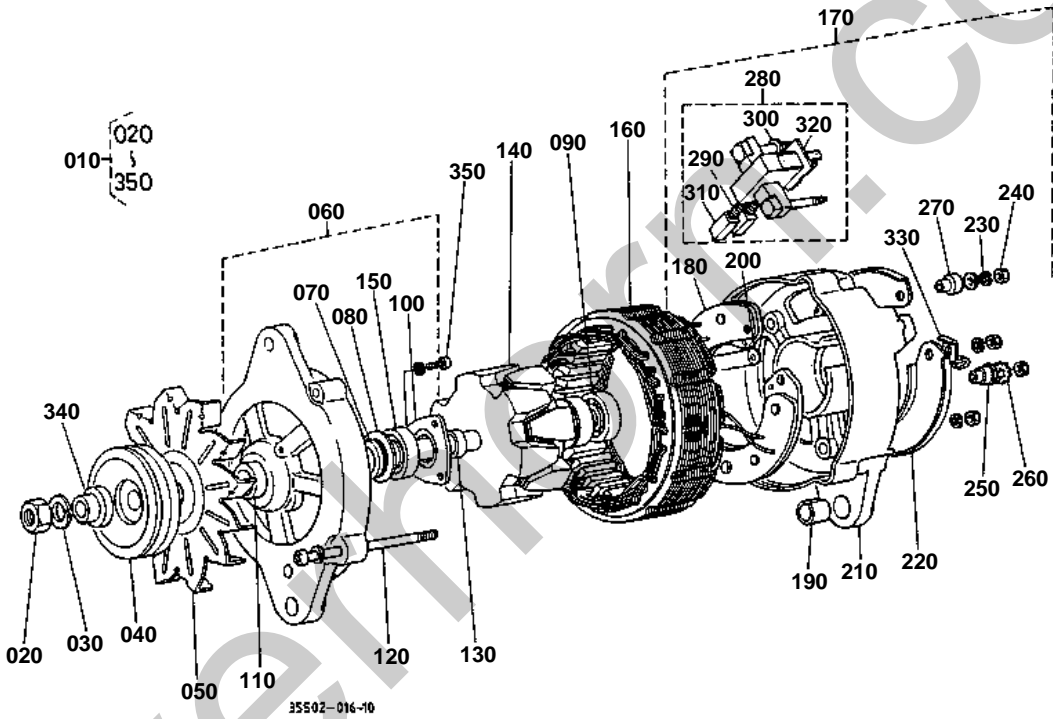
32310-013-11



DYNAMO AND FAN

↔ Interchangeable; ≠ not interchangeable; ← new for old; → old for new

REF.No	Part No.	Description	Q'ty	S.No.	I/C	REMARKS	Weight (kgf)	Weight (lb)
010	15411-64010	ASSY DYNAMO	1			REFER TO L.No.0C05-L0 FOR COMPONENTS.	3.25	7.15
020	17367-91030	BOLT	1				0.02	0.044
030	01153-50835	BOLT	1				0.016	0.0352
040	04512-60080	WASHER SPRING	1				0.002	0.0044
050	04012-50080	WASHER PLAIN	1				0.001	0.0022
060	04015-60080	WASHER PLAIN	1				0.01	0.022
070	02156-50080	NUT	2				0.004	0.0088
080	02056-50060	NUT	1				0.002	0.0044
090	04512-60060	WASHER SPRING	1				0.001	0.0022
100	15585-74110	FAN	1				0.63	1.386
110	01754-50612	BOLT FLANGE	4				0.005	0.011
130	17367-97010	V BELT	1				0.1	0.22
140	15321-64420	STAY DYNAMO	1				0.1	0.22
150	32400-99220	PULLEY FAN DRIVE	1				1.55	3.41
160	05712-00720	KEY FEATHER	1				0.008	0.0176
170	15521-94030	WASHER PLAIN	1				0.01	0.022

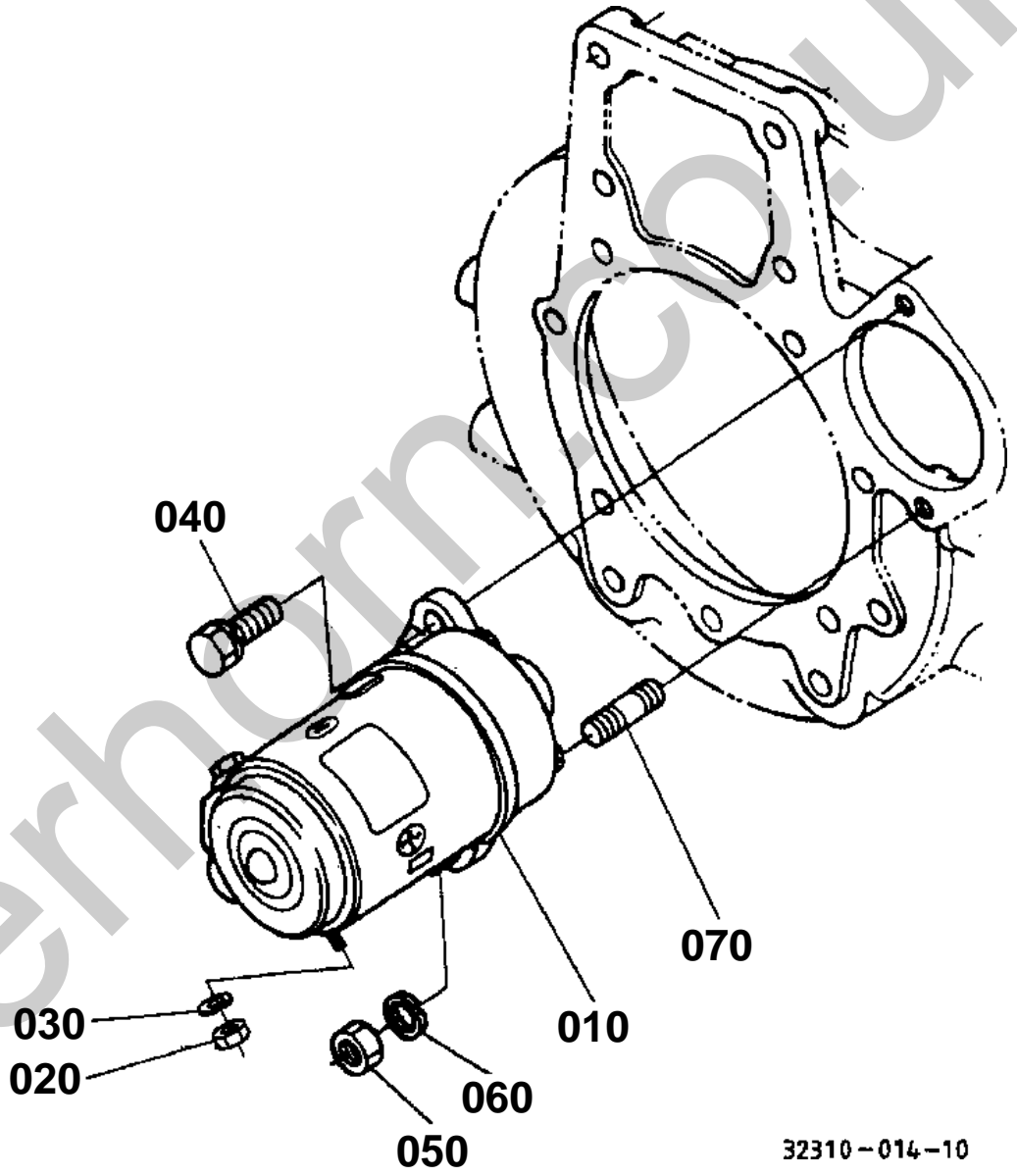


**DYNAMO [COMPONENT PARTS]**

↔ Interchangeable; ≠ not interchangeable; ← new for old; → old for new

REF.No	Part No.	Description	Q'ty	S.No.	I/C	REMARKS	Weight (kgf)	Weight (lb)
010	15411-64010	ASSY DYNAMO	1				3.25	7.15
020	15221-92010	NUT	1				0.012	0.0264
030	15221-94070	WASHER SPRING	1				0.008	0.0176
040	15221-64110	PULLEY DYNAMO	1				0.198	0.4356
050	15253-64130	FAN DYNAMO	1				0.18	0.396
060	15253-64020	FRAME DRIVE END	1				0.365	0.803
070	15221-64790	FELT OIL	1				0.001	0.0022
080	15221-64830	COVER FELT	1				0.003	0.0066
090	08121-06201	BEARING BALL	1				0.036	0.0792
100	15221-64710	PLATE RETAINER	1				0.018	0.0396
110	15221-64150	COLLAR	1				0.008	0.0176
120	15321-64260	BOLT THROUGH	3				0.008	0.0176
130	15221-64160	SPACER	1				0.006	0.0132
140	15606-64030	ARMATURE	1				1.34	2.948
150	08141-06202	BEARING BALL	1				0.043	0.0946
160	15606-64050	YOKE	1				0.76	1.672
170	15321-64070	ASSY FRAME END	1				0.52	1.144
180	15321-64850	ASSY RECTIFIER	1				0.134	0.2948
190	15221-64210	BUSH	1				0.007	0.0154
200	15451-94080	WASHER	1				0.001	0.0022
210	15321-64060	FRAME END	1				0.298	0.6556
220	15321-64230	COVER END	1				0.029	0.0638
230	04512-50050	WASHER SPRING	5				0	0
240	14182-92030	NUT	3				0.003	0.0066
250	15321-64920	BUSH INSULATION	1				0.001	0.0022
260	04512-60060	WASHER SPRING	1				0.001	0.0022
270	15221-64910	BUSH INSULATION	1				0.001	0.0022
280	15321-64310	ASSY HOLDER BRUSH	1				0.039	0.0858
290	15221-64330	SPRING BRUSH	2				0.001	0.0022
300	15321-64380	WASHER INSULATION	2				0.005	0.011
310	15221-64090	BRUSH	2				0.002	0.0044
320	15321-64940	INSULATOR TERMINAL	1				0.001	0.0022
330	15321-67570	CLAMP CORD	1				0.04	0.088
340	15321-64170	SPACER	1				0.007	0.0154
350	15411-93310	BOLT	3				0.004	0.0088

STARTER



32310-014-10

**STARTER**

↔ Interchangeable; ≠ not interchangeable; ← new for old; → old for new

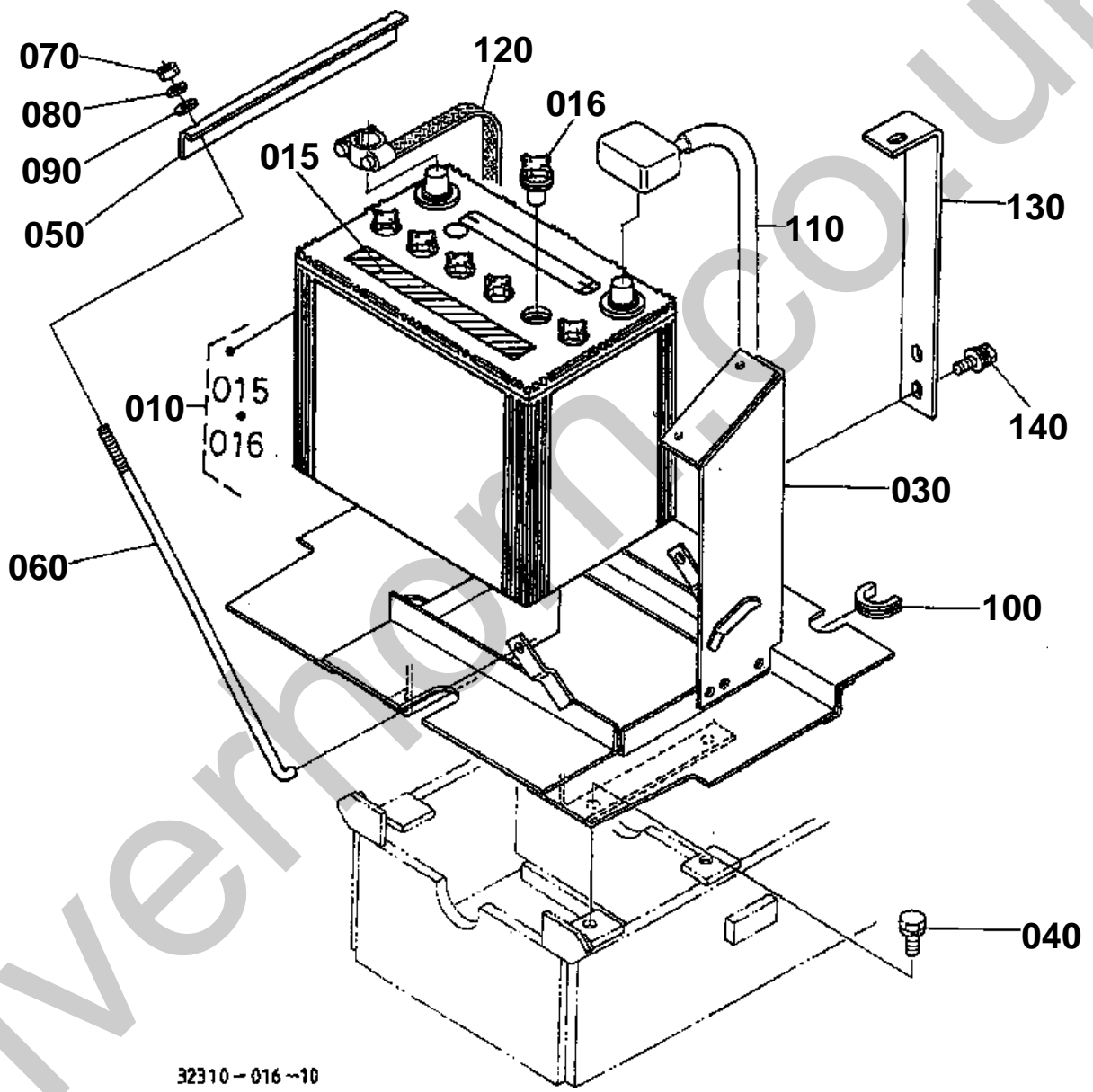
REF.No	Part No.	Description	Q'ty	S.No.	I/C	REMARKS	Weight (kgf)	Weight (lb)
010	17311-63010	ASSY STARTER	1			REFER TO L.No.0C06-R0 FOR COMPONENTS.	3.8	8.36
020	02114-50080	NUT	1				0.005	0.011
030	04512-60080	WASHER SPRING	1				0.002	0.0044
040	01133-51030	BOLT	1				0.025	0.055
050	02176-50100	NUT	1				0.005	0.011
060	04512-60100	WASHER SPRING	1				0.002	0.0044
070	01517-51028	STUD	1				0.022	0.0484

**STARTER [COMPONENT PARTS]**

↔ Interchangeable; ≠ not interchangeable; ← new for old; → old for new

REF.No	Part No.	Description	Q'ty	S.No.	I/C	REMARKS	Weight (kgf)	Weight (lb)
010	17311-63010	ASSY STARTER	1				3.8	8.36
020	15501-63080	YOKE	1				0.675	1.485
030	15501-63070	ARMATURE	1				0.78	1.716
040	15521-63040	SWITCH OVER RUNNING	1				0.73	1.606
050	15501-63030	FRAME DRIVE END	1				0.37	0.814
060	17311-63020	SWITCH MAGNETIC	1				1.15	2.53
070	17311-63380	HOLDER BRUSH	1				0.08	0.176
080	15401-63390	SPRING BRUSH	4				0.003	0.0066
090	15501-63200	FRAME END	1				0.08	0.176
100	15401-63270	GEAR	1				0.043	0.0946
110	19212-63100	ROLLER	5				0.002	0.0044
120	19212-63110	RETAINER	1				0.002	0.0044
130	19212-97130	BALL	1				0.003	0.0066
140	19212-63120	SPRING	1				0.004	0.0088
150	17311-63450	COVER	1				0.005	0.011
160	15501-93310	SCREW	2				0.01	0.022
170	15501-63320	BOLT THROUGH	2				0.03	0.066
180	15501-91020	BOLT	2				0.01	0.022
190	13963-92010	NUT HEXAGON	1				0.005	0.011
200	15501-63370	BRUSH	2				0.01	0.022
210	04512-60080	WASHER SPRING	1				0.002	0.0044
220	19616-92010	NUT HEXAGON	1				0.04	0.088
230	15504-63120	COVER CORD	1				0.06	0.132
240	15504-63500	BEARING BALL	1				0.02	0.044
250	15504-63530	BEARING BALL	1				0.04	0.088

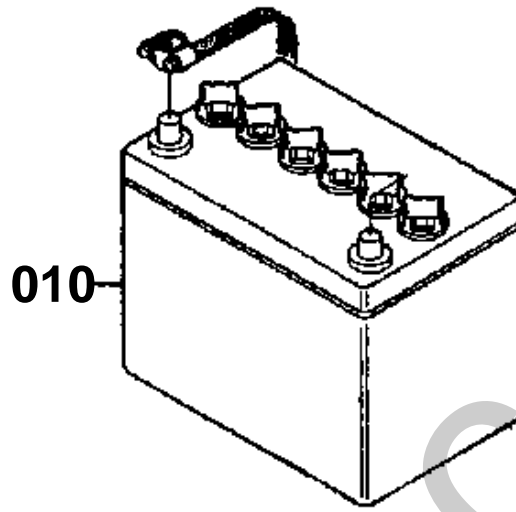
BATTERY



32310 - 016 ~10

BATTERY

010 35200-3320-0



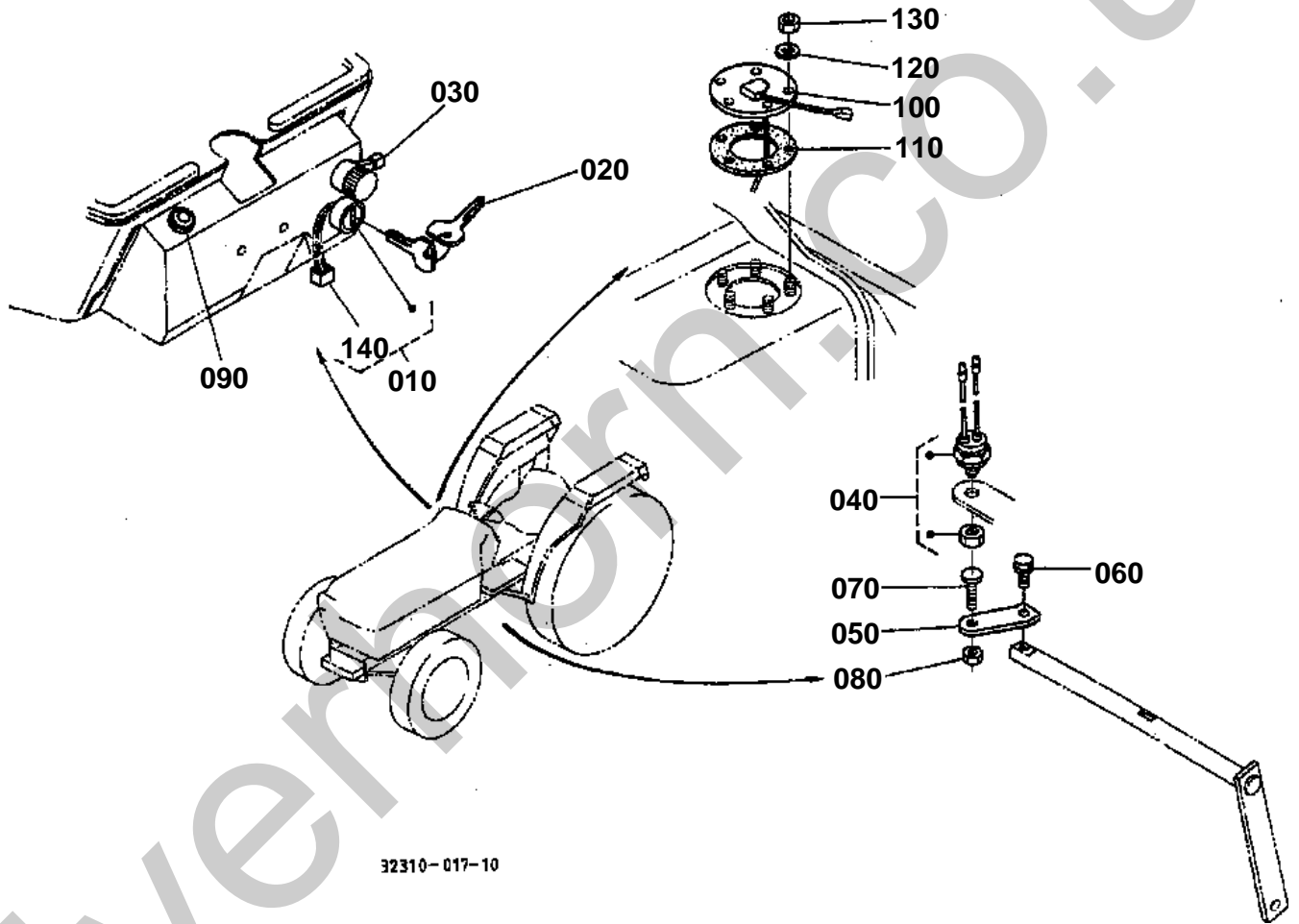
32310-806-10

**BATTERY**

↔ Interchangeable; ≠ not interchangeable; ← new for old; → old for new

REF.No	Part No.	Description	Q'ty	S.No.	I/C	REMARKS	Weight (kgf)	Weight (lb)
010	35200-33200	BATTERY DRY	1	<=59999			11.7	25.74
010	32310-30110	BATTERY	1	>=60001	≠		12.5	27.5
015	TA040-30150	LABEL BATTERY	1	>=60001			0.002	0.0044
016	TA040-30160	CAP BATTERY	6	>=60001			0.01	0.022
030	32400-33210	SUPPORT BATTERY	1			MANUAL STRG.	3.4	7.48
030	32400-45710	SUPPORT BATTERY	1			POWER STRG.	4.5	9.9
040	01123-60816	BOLT	4				0.01	0.022
050	31351-33110	RETAINER BATTERY	1				0.11	0.242
060	34150-33290	BOLT HOOK	2				0.055	0.121
070	02014-50060	NUT	2				0.003	0.0066
080	04512-60060	WASHER SPRING	2				0.001	0.0022
090	04015-60060	WASHER PLAIN	2				0.005	0.011
100	30430-82770	CUSHION	1				0.005	0.011
110	37220-33330	CORD BATTERY	1	<=66239			0	0
110	37220-33337	CORD BATTERY	1	>=66240	←		0.39	0.858
120	37220-33380	CORD EARTH	1				0.21	0.462
130	32400-17960	SUPPORT BONNET FRONT	1			MANUAL STRG.	0.435	0.957
130	32400-45960	SUPPORT BONNET FRONT	1			POWER STRG.	0.46	1.012
140	01125-60816	BOLT	3				0.01	0.022

SWITCH



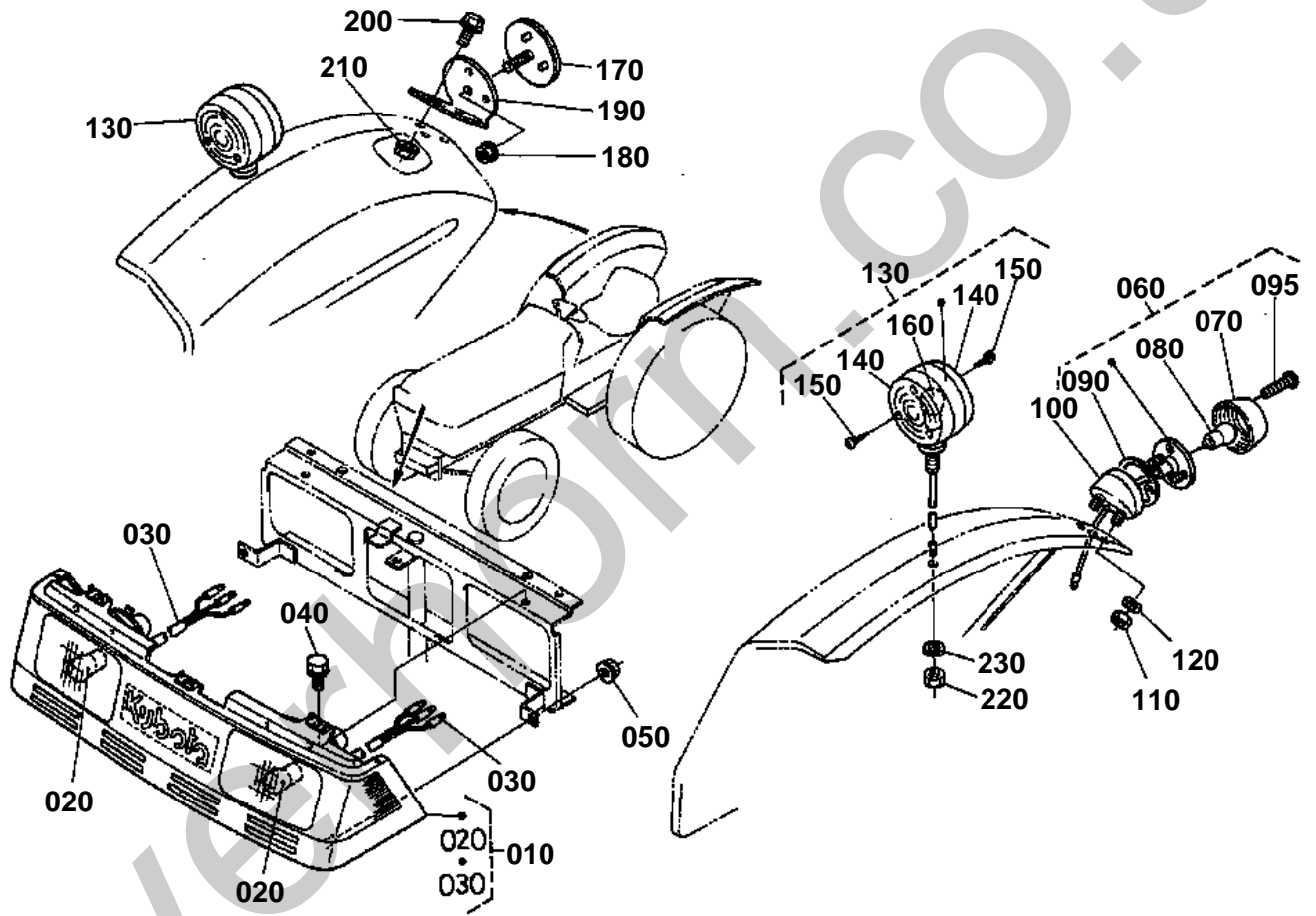
32310-017-10



SWITCH

↔ Interchangeable; ≠ not interchangeable; ← new for old; → old for new

REF.No	Part No.	Description	Q'ty	S.No.	I/C	REMARKS	Weight (kgf)	Weight (lb)
010	32430-31820	SWITCH MAIN	1				0.285	0.627
020	35260-31852	ASSY KEY MAIN SWITCH	1				0.02	0.044
030	31351-32100	SWITCH COMBINATION	1				0.105	0.231
040	37150-32240	SWITCH SAFETY	1				0.12	0.264
050	37150-34563	HOLDER SWITCH	1				0.045	0.099
060	01123-50820	BOLT	1				0.011	0.0242
070	01952-50830	BOLT WELD	1				0.014	0.0308
080	02112-50080	NUT	1				0.003	0.0066
090	15521-65950	INDICATOR GLOW PLUG	1				0.065	0.143
100	31331-31202	UNIT FUEL	1				0.13	0.286
110	36330-75310	GASKET	1				0.005	0.011
120	04013-60050	WASHER PLAIN	5				0.001	0.0022
130	02054-50050	NUT	5				0.002	0.0044
140	35080-31830	HARNESS MAIN SWITCH	1				0.02	0.044



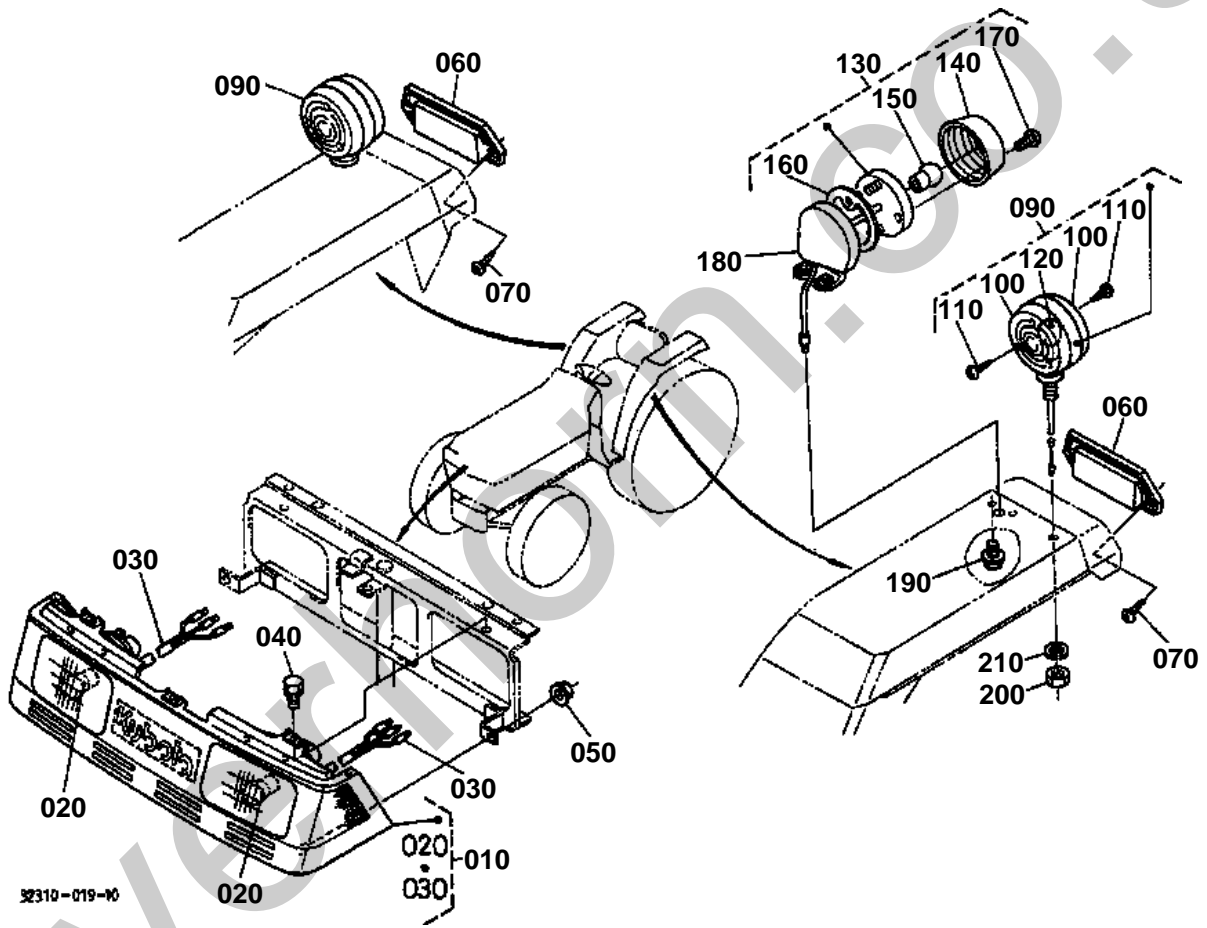
32310-018-10

**LIGHT [OIL TYPE]**

S.No.;<=59999

↔ Interchangeable; ≠ not interchangeable; ← new for old; → old for new

REF.No	Part No.	Description	Q'ty	S.No.	I/C	REMARKS	Weight (kgf)	Weight (lb)
010	35080-33370	ASSY LIGHT HEAD	1				1.5	3.3
020	38430-33870	BULB	2				0.023	0.0506
030	34670-93600	COMP.CORD SOCKET	2				0.065	0.143
040	01023-50612	BOLT	3				0.005	0.011
050	02751-50060	NUT FLANGE	2				0.005	0.011
060	34350-34100	ASSY LIGHT TAIL	1				0.13	0.286
070	34350-34120	LENS TAIL LIGHT	1				0.05	0.11
080	34350-34140	BULB TAIL LIGHT	1				0.008	0.0176
090	34350-99220	GASKET LENS	1				0.01	0.022
095	03056-50335	SCREW CSK-HD	4				0.001	0.0022
100	32400-34190	HOLDER TAIL LIGHT	1				0.11	0.242
110	02014-50060	NUT	2				0.003	0.0066
120	04512-60060	WASHER SPRING	2				0.001	0.0022
130	32530-33610	ASSY LIGHT HAZARD	2				0.5	1.1
140	32530-91510	LENS HAZARD LIGHT	4				0.085	0.187
150	32530-91520	SCREW TAPPING	12				0.001	0.0022
160	32530-91530	BULB LIGHT	2				0.02	0.044
170	67601-55730	ASSY REFLECTOR	1				0.02	0.044
180	02761-50050	NUT FLANGE	1				0.005	0.011
190	32400-34220	PLATE REFLECTOR	1				0.085	0.187
200	01023-50612	BOLT	2				0.005	0.011
210	02751-50060	NUT FLANGE	2				0.005	0.011
220	02114-50100	NUT	2				0.005	0.011
230	04512-60100	WASHER SPRING	2				0.002	0.0044



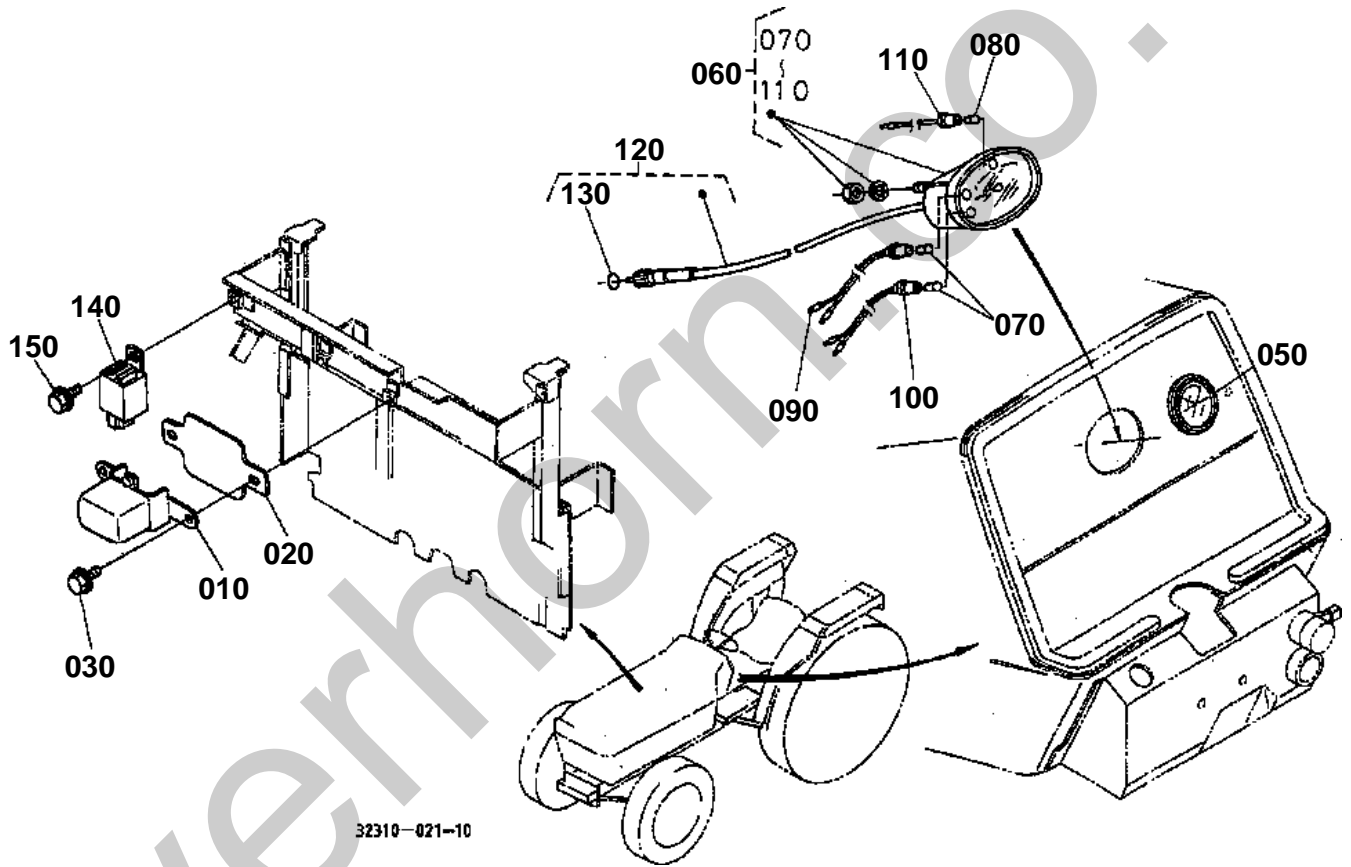
**LIGHT [NEW TYPE]**

S.No.;>=60001

↔ Interchangeable; ≠ not interchangeable; ← new for old; → old for new

REF.No	Part No.	Description	Q'ty	S.No.	I/C	REMARKS	Weight (kgf)	Weight (lb)
010	35080-33370	ASSY LIGHT HEAD	1				1.5	3.3
020	38430-33870	BULB	2				0.023	0.0506
030	34670-93600	COMP.CORD SOCKET	2				0.065	0.143
040	01023-50612	BOLT	3				0.005	0.011
050	02751-50060	NUT FLANGE	2				0.005	0.011
060	31351-33900	ASSY REFLECTOR	2				0.088	0.1936
070	03514-50510	SCREW TAPPING	4				0.002	0.0044
090	32530-33610	ASSY LIGHT HAZARD	2				0.5	1.1
100	32530-91510	LENS HAZARD LIGHT	4				0.085	0.187
110	32530-91520	SCREW TAPPING	12				0.001	0.0022
120	32530-91530	BULB LIGHT	2				0.02	0.044
130	34350-34100	ASSY LIGHT TAIL	1				0.13	0.286
140	34350-34120	LENS TAIL LIGHT	1				0.05	0.11
150	34350-34140	BULB TAIL LIGHT	1				0.008	0.0176
160	34350-99220	GASKET LENS	1				0.01	0.022
170	03056-50335	SCREW CSK-HD	2				0.001	0.0022
180	32480-34190	HOLDER TAIL LIGHT	1				0.15	0.33
190	01754-50612	BOLT FLANGE	2				0.005	0.011
200	02114-50100	NUT	2				0.005	0.011
210	04512-60100	WASHER SPRING	2				0.002	0.0044

REGULATOR AND METER

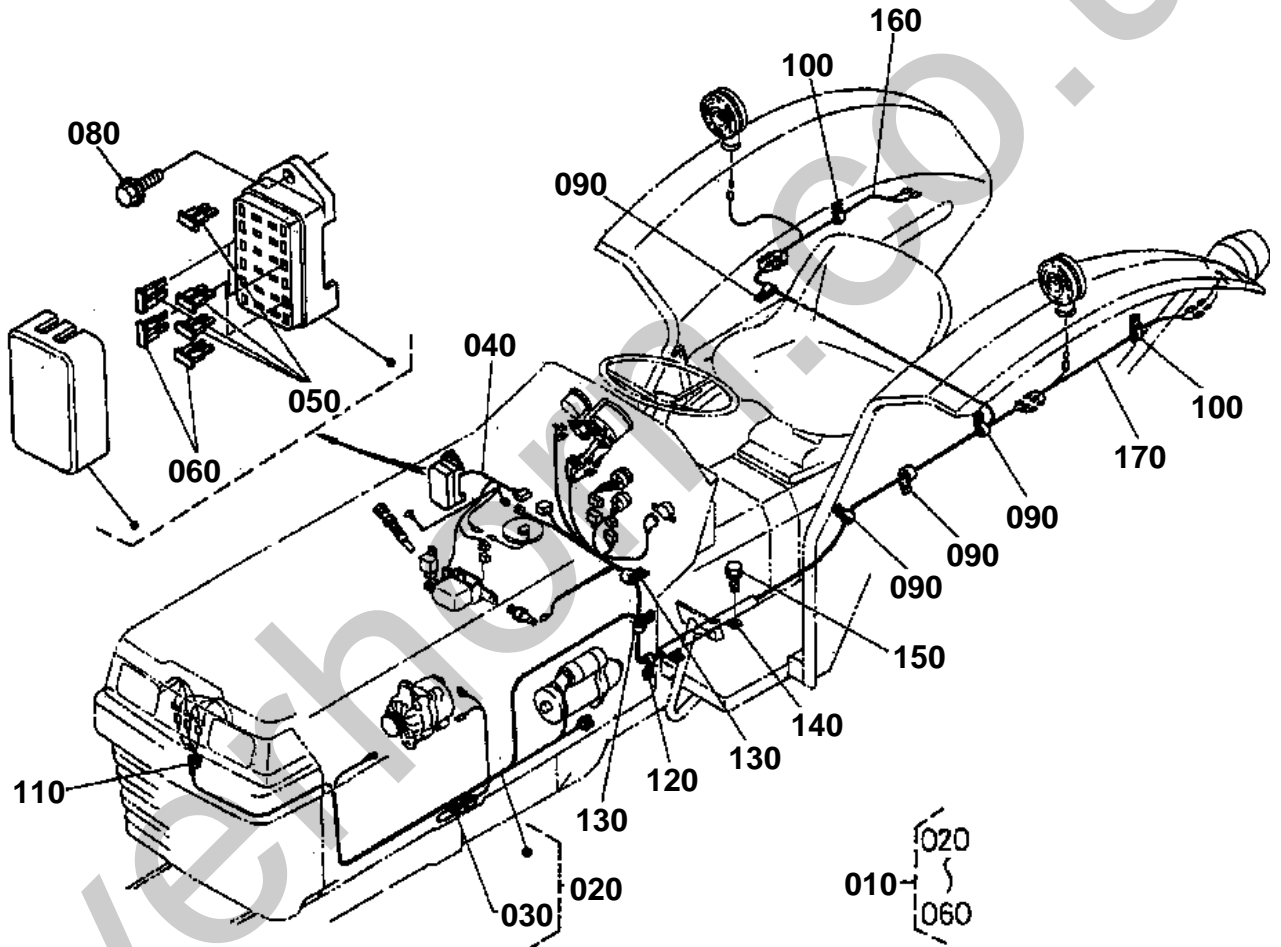




REGULATOR AND METER

↔ Interchangeable; ≠ not interchangeable; ← new for old; → old for new

REF.No	Part No.	Description	Q'ty	S.No.	I/C	REMARKS	Weight (kgf)	Weight (lb)
010	33251-74010	ASSY REGULATOR	1				0.35	0.77
020	37150-33420	COVER REGULATOR	1				0.03	0.066
030	01754-50610	BOLT FLANGE	2				0.006	0.0132
050	66908-54750	METER FUEL	1				0.15	0.33
060	35260-34602	METER TRACTOR	1				0.31	0.682
070	32150-31740	BULB	2				0.003	0.0066
080	34150-34620	BULB	1				0.001	0.0022
090	37150-34630	COMP.SOCKET	1				0.02	0.044
100	37150-34640	COMP.SOCKET	1				0.02	0.044
110	37150-34680	COMP.SOCKET	1				0.015	0.033
120	31341-34654	CABLE FLEXIBLE	1				0.2	0.44
130	04811-10080	O RING	1				0.001	0.0022
140	32400-33700	HAZARD UNIT	1				0.07	0.154
150	01754-50616	BOLT FLANGE	1				0.006	0.0132



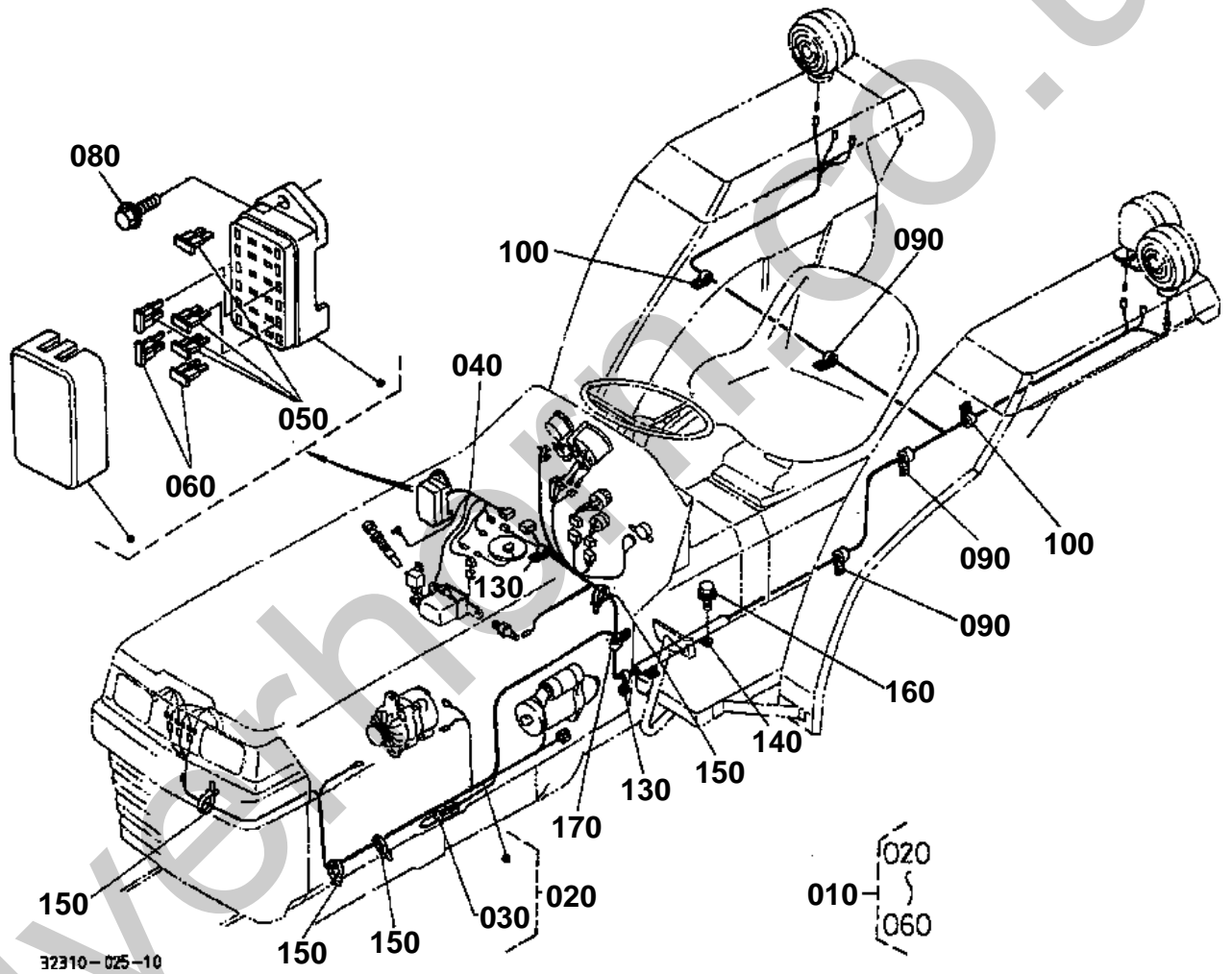
32310-023-10

**ELECTRICAL WIRING [OLD TYPE]**

S.No.;<=59999

↔ Interchangeable; ≠ not interchangeable; ← new for old; → old for new

REF.No	Part No.	Description	Q'ty	S.No.	I/C	REMARKS	Weight (kgf)	Weight (lb)
010	35040-45900	ASSY WIRE HARNESS	1				1	2.2
020	35040-45910	WIRE HARNESS	1				0.71	1.562
030	38430-34530	LINK FUSIBLE	1				0.01	0.022
040	32400-45920	WIRE HARNESS	1				0.295	0.649
050	31351-33630	FUSE	4			10A	0.002	0.0044
060	31351-33640	FUSE	2			15A	0.002	0.0044
080	01754-50616	BOLT FLANGE	2				0.006	0.0132
090	32240-34460	CLAMP CORD	2				0.011	0.0242
100	13824-67590	CLAMP CORD	2				0.002	0.0044
110	13824-67580	CLAMP CORD	1				0.006	0.0132
120	12234-67580	CLAMP CORD	1				0.015	0.033
130	13816-67580	CLAMP CORD	2				0.004	0.0088
140	37150-34480	RETAINER CORD	1				0.06	0.132
150	01123-60816	BOLT	3				0.01	0.022
160	35170-34360	WIRE HARNESS	1				0.025	0.055
170	35170-34370	WIRE HARNESS	1				0.035	0.077



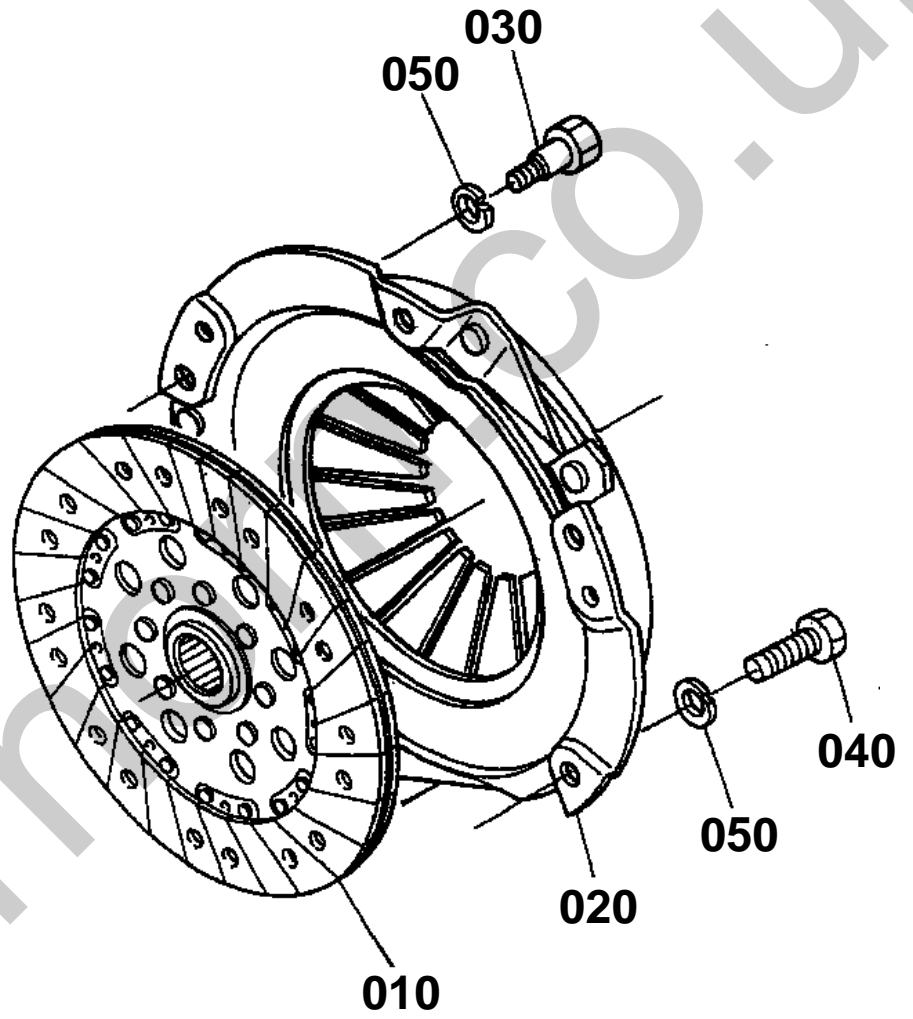
**ELECTRICAL WIRING [NEW TYPE]**

S.No.;>=60001

↔ Interchangeable; ≠ not interchangeable; ← new for old; → old for new

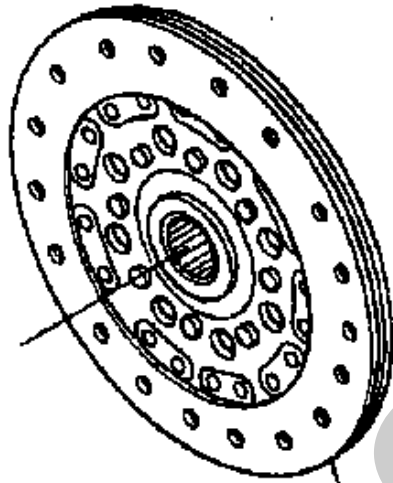
REF.No	Part No.	Description	Q'ty	S.No.	I/C	REMARKS	Weight (kgf)	Weight (lb)
010	32310-34400	ASSY WIRE HARNESS	1				0.95	2.09
020	32310-34410	WIRE HARNESS	1				0.68	1.496
030	38430-34530	LINK FUSIBLE	1				0.01	0.022
040	32310-34420	WIRE HARNESS	1				0.27	0.594
050	31351-33630	FUSE	4			10A	0.002	0.0044
060	31351-33640	FUSE	2			15A	0.002	0.0044
080	01754-50616	BOLT FLANGE	2				0.006	0.0132
090	32240-34460	CLAMP CORD	3				0.011	0.0242
100	13824-67590	CLAMP CORD	2				0.002	0.0044
130	13816-67580	CLAMP CORD	2				0.004	0.0088
140	32310-34480	RETAINER CORD	1				0.05	0.11
150	55311-41260	BAND CORD	4				0.007	0.0154
160	01754-50812	BOLT FLANGE	2				0.01	0.022
170	55311-41260	BAND CORD	1				0.007	0.0154

CLUTCH



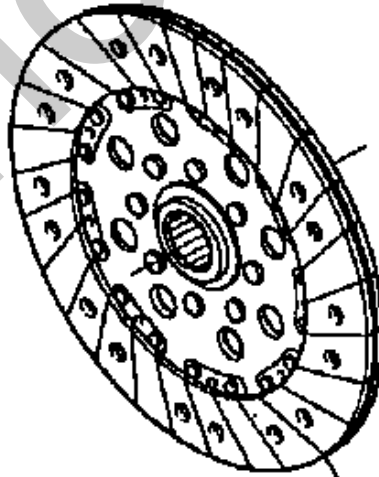
32310-026-10

010 38240-1430-0



(2WD) 010

010 32420-1430-0



(4WD) 010

32310-800-10

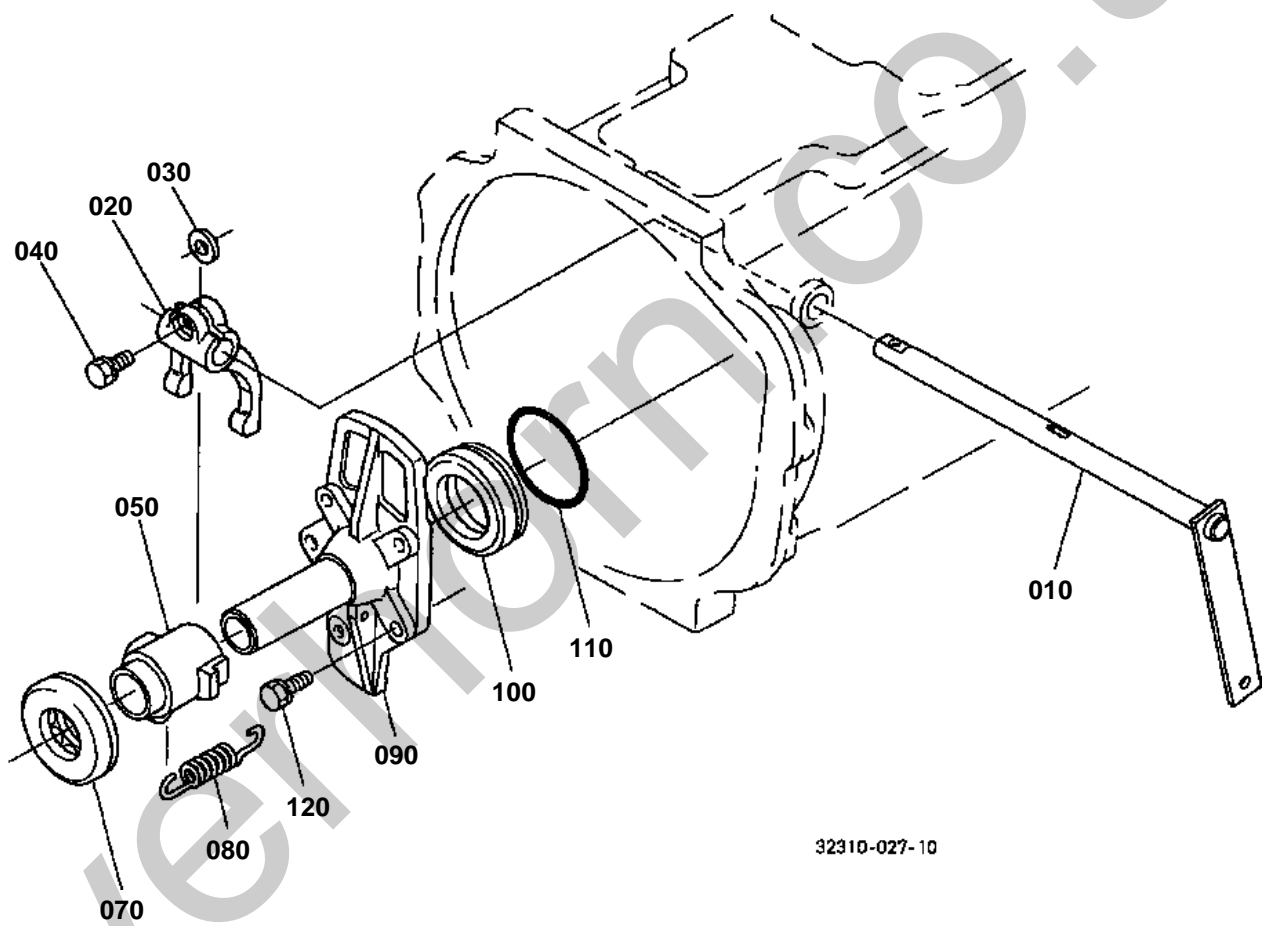


CLUTCH

↔ Interchangeable; ≠ not interchangeable; ← new for old; → old for new

REF.No	Part No.	Description	Q'ty	S.No.	I/C	REMARKS	Weight (kgf)	Weight (lb)
010	32420-14300	COMP.DISK CLUTCH	1	<=54672			0	0
010	35220-99160	ASSY DISK CLUTCH	1	>=54673	↔		0.91	2.002
020	37300-14500	ASSY PLATE PRESSURE	1				4.5	9.9
030	34220-14510	BOLT REAMER	2				0.013	0.0286
040	01153-50816	BOLT	4				0.01	0.022
050	04512-60080	WASHER SPRING	6				0.002	0.0044

CLUTCH LEVER



32310-027-10

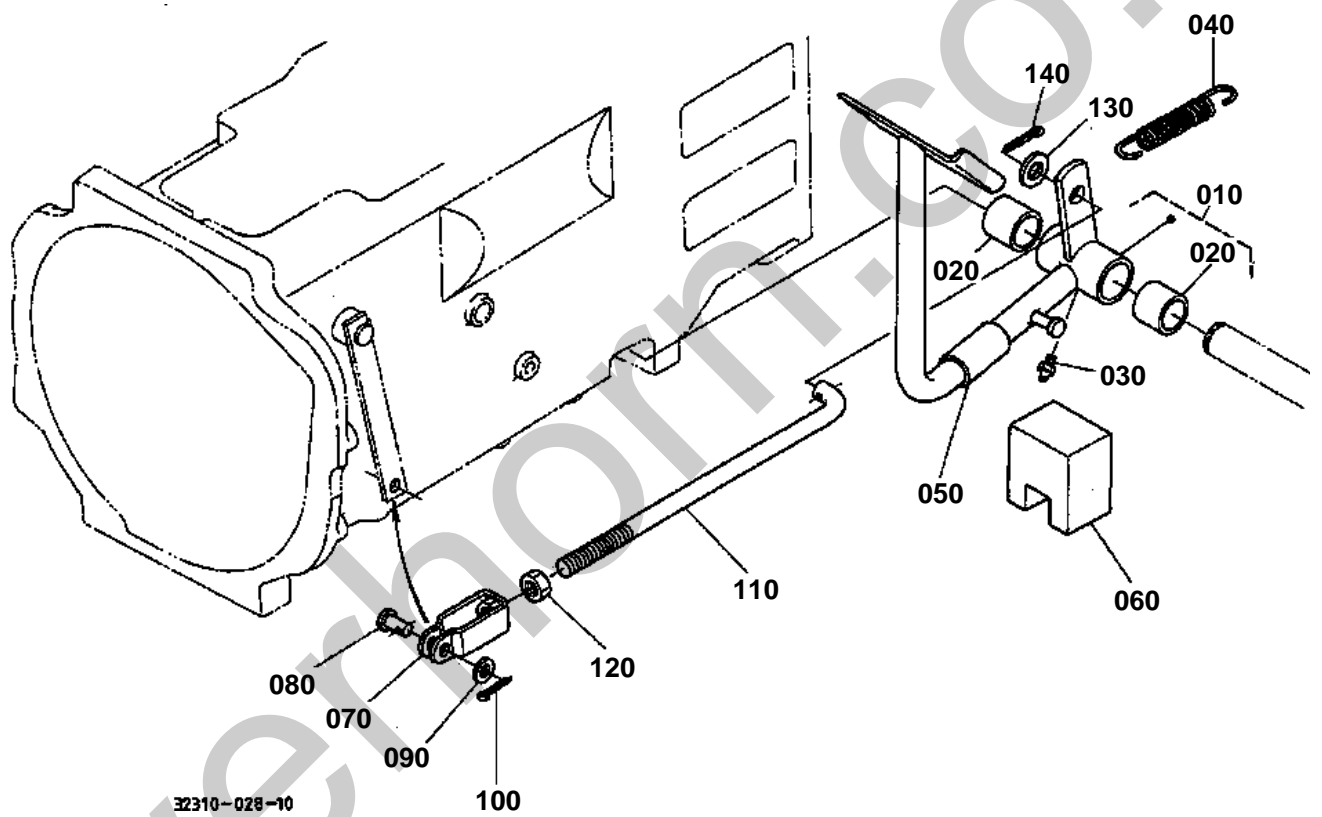


CLUTCH LEVER

↔ Interchangeable; ≠ not interchangeable; ← new for old; → old for new

REF.No	Part No.	Description	Q'ty	S.No.	I/C	REMARKS	Weight (kgf)	Weight (lb)
010	37220-14712	LEVER CLUTCH	1				0.475	1.045
020	31351-14720	FORK CLUTCH RELEASE	1				0.27	0.594
030	31150-14780	KEY FORK	1				0.003	0.0066
040	01123-50822	BOLT	1				0.012	0.0264
050	37220-14813	HUB CLUTCH RELEASE	1				0.43	0.946
070	08490-00001	BEARING THRUST BALL	1				0.227	0.4994
080	34150-14840	SPRING	1				0.01	0.022
090	34670-25510	CASE PROPELLERSHAFT	1				0.37	0.814
100	37150-15420	SPACER	1				0.105	0.231
110	04811-50650	O RING	1				0.002	0.0044
120	01123-50830	BOLT	4				0.015	0.033

CLUTCH PEDAL



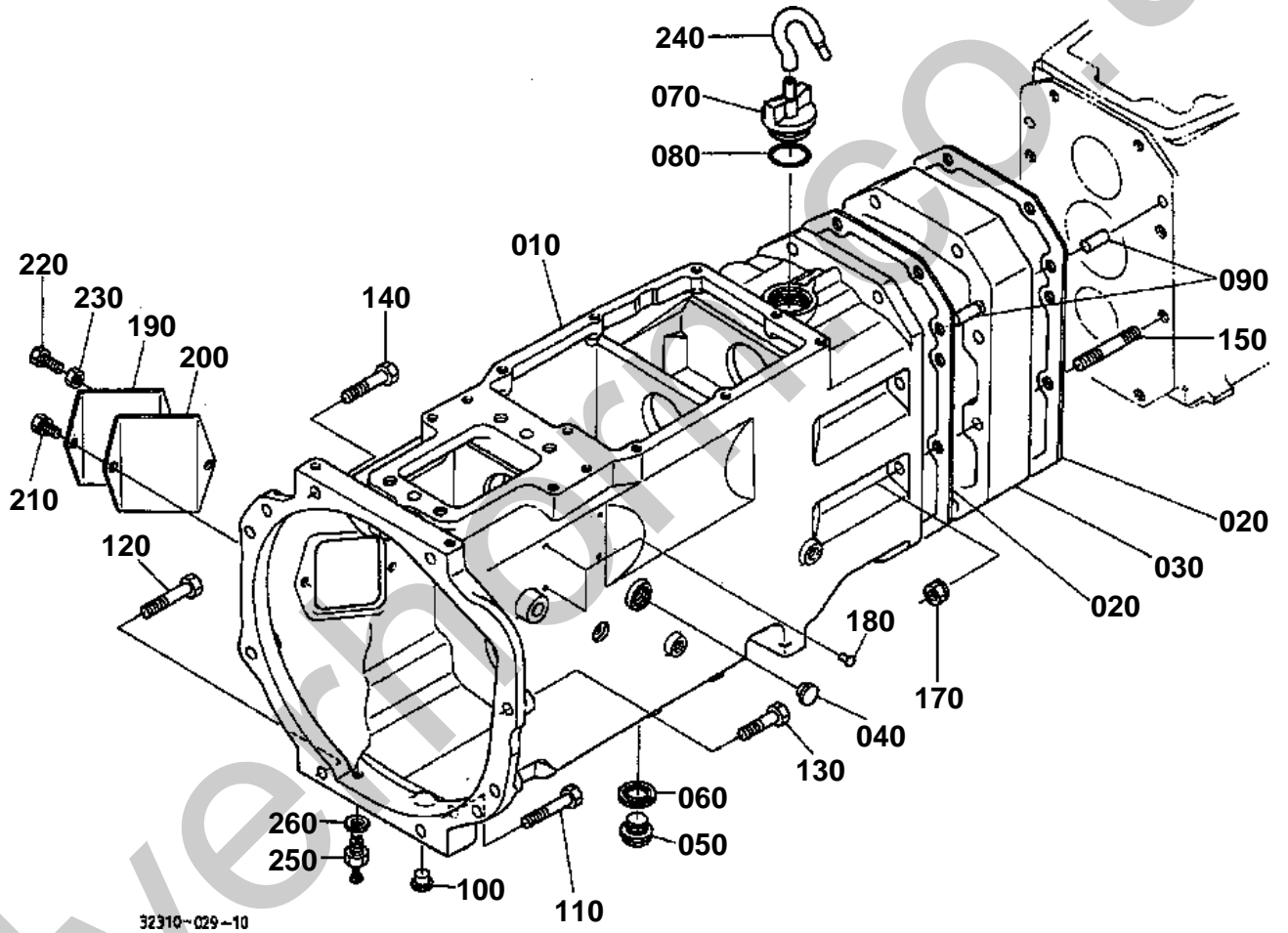


CLUTCH PEDAL

↔ Interchangeable; ≠ not interchangeable; ← new for old; → old for new

REF.No	Part No.	Description	Q'ty	S.No.	I/C	REMARKS	Weight (kgf)	Weight (lb)
010	37150-15710	PEDAL CLUTCH	1				1.4	3.08
020	34150-28430	BUSH	2				0.04	0.088
030	06613-10675	NIPPLE GREASE	1				0.003	0.0066
040	37150-15840	SPRING	1				0.06	0.132
050	32400-15830	CUSHION	1				0.005	0.011
060	32240-15950	PIECE DISTANCE	1				0.045	0.099
070	34150-15630	U-JOINT	1				0.095	0.209
080	05112-50822	PIN JOINT	1				0.01	0.022
090	04012-50080	WASHER PLAIN	1				0.001	0.0022
100	05511-50220	PIN SPLIT	1				0.001	0.0022
110	34150-15640	ROD CLUTCH	1				0.195	0.429
120	02172-50120	NUT	1				0.01	0.022
130	04013-60120	WASHER PLAIN	1				0.01	0.022
140	05511-50425	PIN SPLIT	1				0.003	0.0066

CLUTCH HOUSING



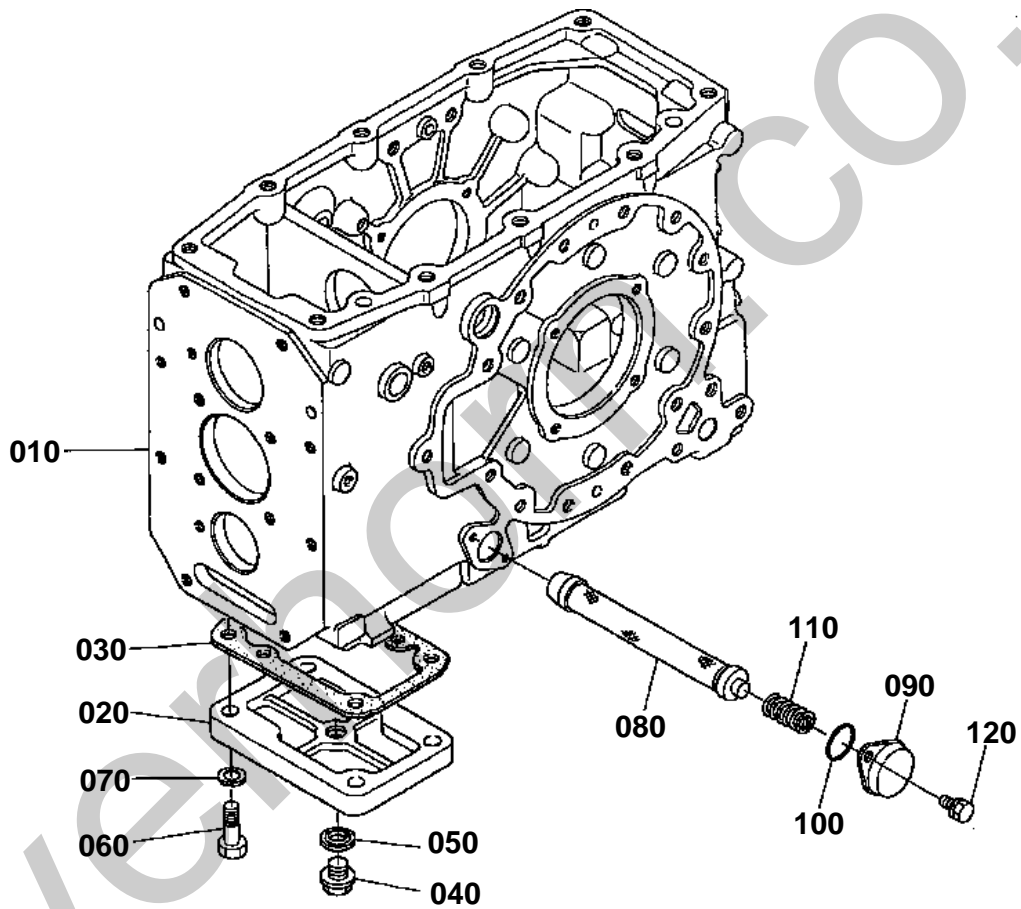


CLUTCH HOUSING

↔ Interchangeable; ≠ not interchangeable; ← new for old; → old for new

REF.No	Part No.	Description	Q'ty	S.No.	I/C	REMARKS	Weight (kgf)	Weight (lb)
010	37150-14114	HOUSING CLUTCH	1	<=66244			0	0
010	37150-14115	HOUSING CLUTCH	1	>=66245	←		39	85.8
020	34150-14140	GASKET	2				0	0
030	38240-21150	SPACER	1				3.5	7.7
040	38240-14210	GAUGE OIL	1	<=59999			0.01	0.022
040	31301-14230	GAUGE OIL	1	>=60001	↔		0.005	0.011
050	15512-96010	PLUG DRAIN	1				0.101	0.2222
060	04717-02150	WASHER WITH RUBBER	1				0.004	0.0088
070	38180-21410	PLUG	1				0.02	0.044
080	04811-50300	O RING	1				0.001	0.0022
090	05012-01018	PIN STRAIGHT	4				0.012	0.0264
100	32210-27580	PLUG	6				0.001	0.0022
110	01173-51070	BOLT	1				0.044	0.0968
120	01173-51050	BOLT	1				0.035	0.077
130	01173-51040	BOLT	4				0.028	0.0616
140	01173-51042	BOLT	2				0.03	0.066
150	35110-14180	STUD	8				0.06	0.132
170	37150-14190	NUT	8				0.016	0.0352
180	34152-57920	RIVET	2				0.001	0.0022
190	34150-14160	COVER HOUSING	1				0.15	0.33
200	34150-14170	GASKET HOUSING	1				0.03	0.066
210	01123-60816	BOLT	1				0.01	0.022
220	01153-50825	BOLT	1				0.012	0.0264
230	02114-50080	NUT	1				0.005	0.011
240	38180-37140	BREATHER	1				0.01	0.022
250	32310-14270	KIT PLUG	1				0.018	0.0396
260	04512-60100	WASHER SPRING	1				0.002	0.0044

TRANSMISSION CASE



32310-030-10

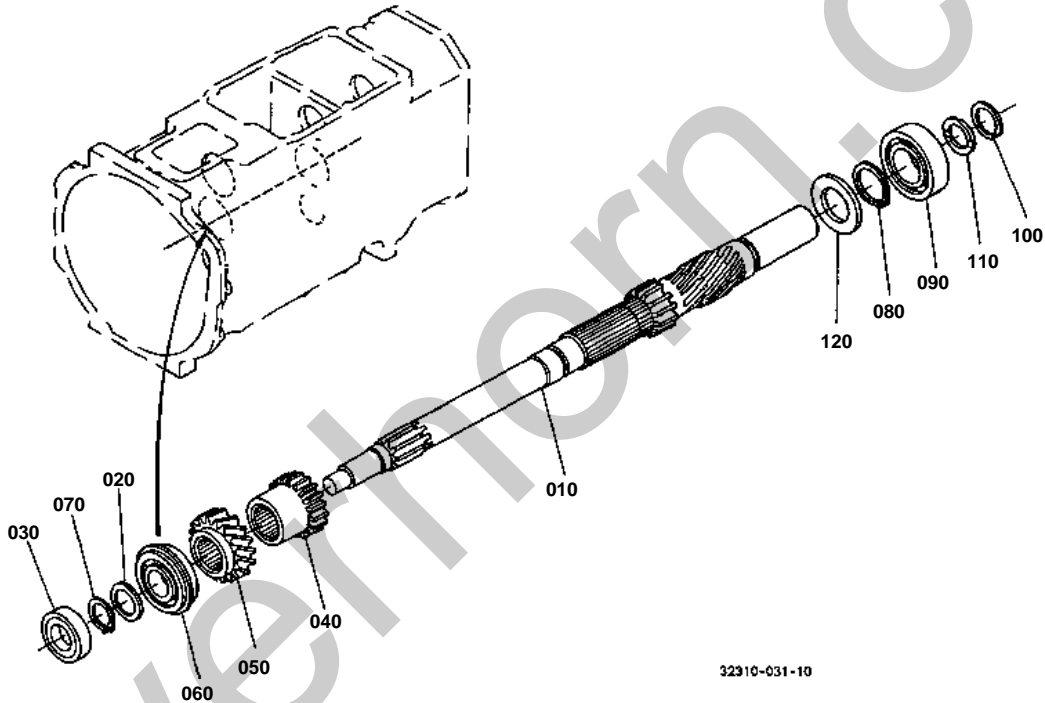


TRANSMISSION CASE

↔ Interchangeable; ≠ not interchangeable; ← new for old; → old for new

REF.No	Part No.	Description	Q'ty	S.No.	I/C	REMARKS	Weight (kgf)	Weight (lb)
010	37150-21118	CASE TRANSMISSION	1				30.6	67.32
080	34150-37710	FILTER OIL	1				0.1	0.22
090	37150-37720	RETAINER	1				0.03	0.066
100	04811-10320	O RING	1				0.001	0.0022
110	34150-37740	SPRING	1				0.003	0.0066
120	01123-60816	BOLT	2				0.01	0.022

MAIN SHAFT



32910-031-10

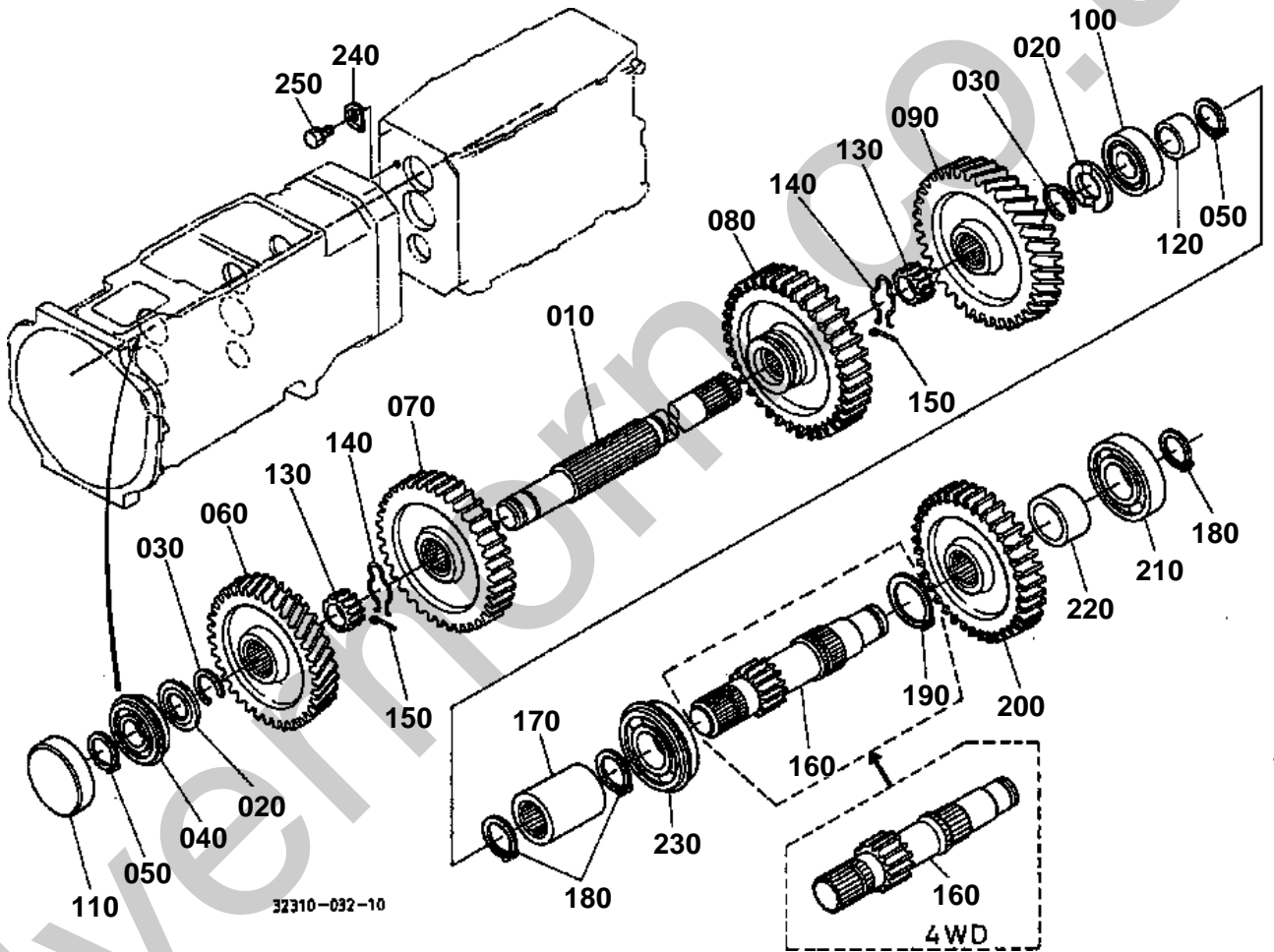


MAIN SHAFT

↔ Interchangeable; ≠ not interchangeable; ← new for old; → old for new

REF.No	Part No.	Description	Q'ty	S.No.	I/C	REMARKS	Weight (kgf)	Weight (lb)
010	37150-21510	SHAFT MAIN	1				2.1	4.62
020	34150-21560	WASHER	1				0.01	0.022
030	09502-55210	SEAL OIL	1				0.025	0.055
040	37150-21520	GEAR	1			17T	0.225	0.495
050	35110-21530	GEAR	1			23T	0.355	0.781
060	08151-06305	BEARING BALL	1				0.233	0.5126
070	37150-21550	CIRCLIP EXTERNAL	1				0.06	0.132
080	04612-00300	CIRCLIP EXTERNAL	1				0.003	0.0066
090	08241-03206	BEARING BALL	1				0.302	0.6644
100	37150-21790	CIR-CLIP	1				0.001	0.0022
110	37150-21580	COLLAR	1				0.02	0.044
120	37150-21590	COLLAR	1				0.025	0.055

COUNTERSHAFT



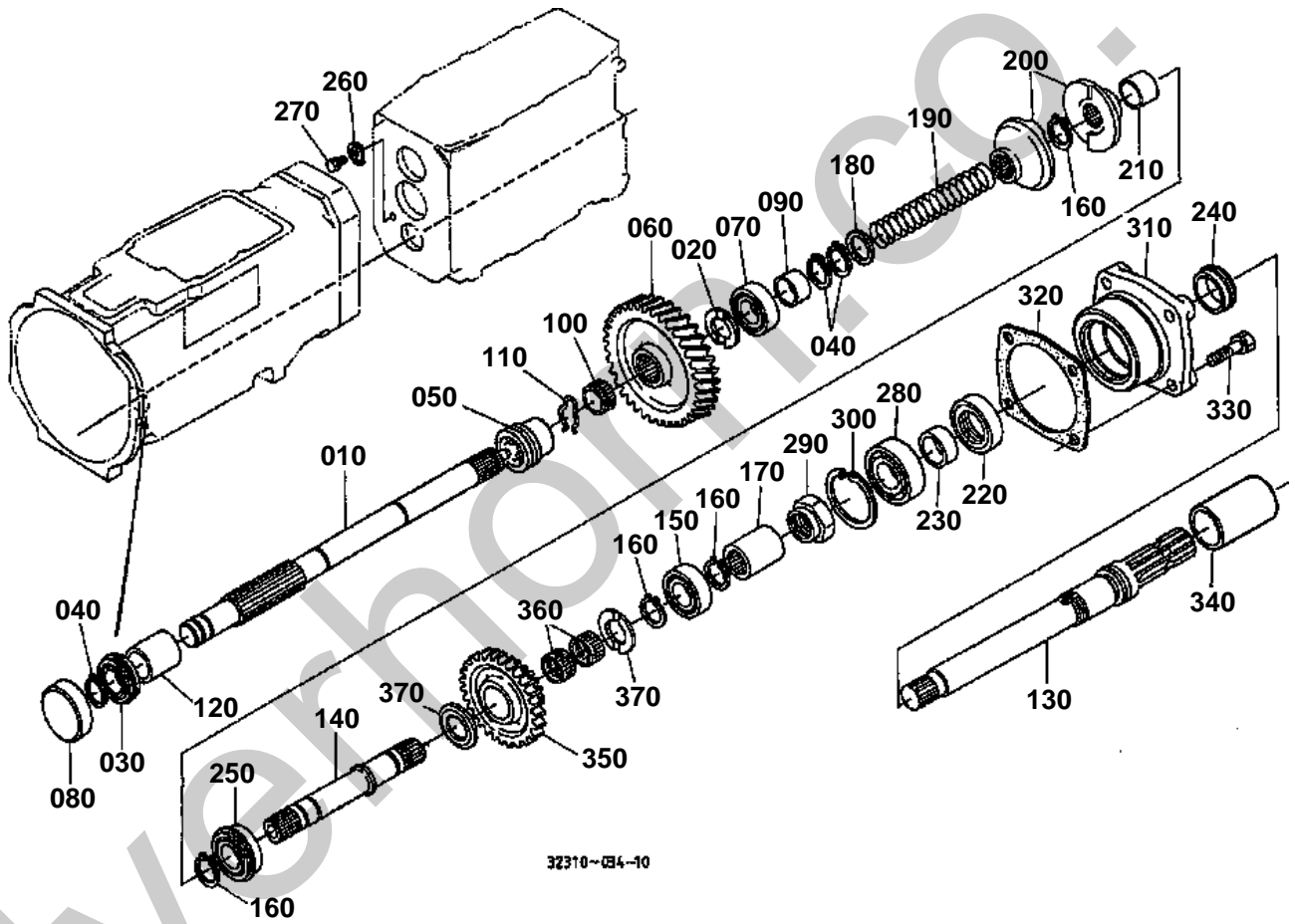


COUNTERSHAFT

↔ Interchangeable; ≠ not interchangeable; ← new for old; → old for new

REF.No	Part No.	Description	Q'ty	S.No.	I/C	REMARKS	Weight (kgf)	Weight (lb)
010	35110-21610	COUNTERSHAFT	1				1.645	3.619
020	37150-21760	COLLAR THRUST	2				0.017	0.0374
030	37150-21790	CIR-CLIP	2				0.001	0.0022
040	08151-06205	BEARING BALL	1				0.131	0.2882
050	37150-21550	CIRCLIP EXTERNAL	2				0.06	0.132
060	35110-21710	GEAR	1			32T	0.465	1.023
070	37150-21720	GEAR	1			41T	0.77	1.694
080	37150-21730	GEAR	1			45T	0.945	2.079
090	37150-21740	GEAR	1			45T	1.08	2.376
100	08101-06205	BEARING BALL	1				0.14	0.308
110	34150-21650	COVER BEARING	1				0.07	0.154
120	37150-21770	COLLAR	1				0.12	0.264
130	37150-21750	BOSS SPLINE	2				0.088	0.1936
140	35340-21782	CIR-CLIP	2				0.007	0.0154
150	35340-21792	WIRE	2				0.001	0.0022
160	35010-21910	GEAR-SHAFT	1			10T	0.73	1.606
170	35110-21680	COUPLING	1				0.343	0.7546
180	37150-21550	CIRCLIP EXTERNAL	3				0.06	0.132
200	35010-21920	GEAR	1			25T	0.565	1.243
210	08101-06305	BEARING BALL	1				0.23	0.506
220	31361-21940	COLLAR	1				0.01	0.022
230	08151-06305	BEARING BALL	1				0.233	0.5126
240	34150-21942	RETAINER BEARING	1				0.035	0.077
250	01123-50820	BOLT	1				0.011	0.0242

PTO COUNTERSHAFT



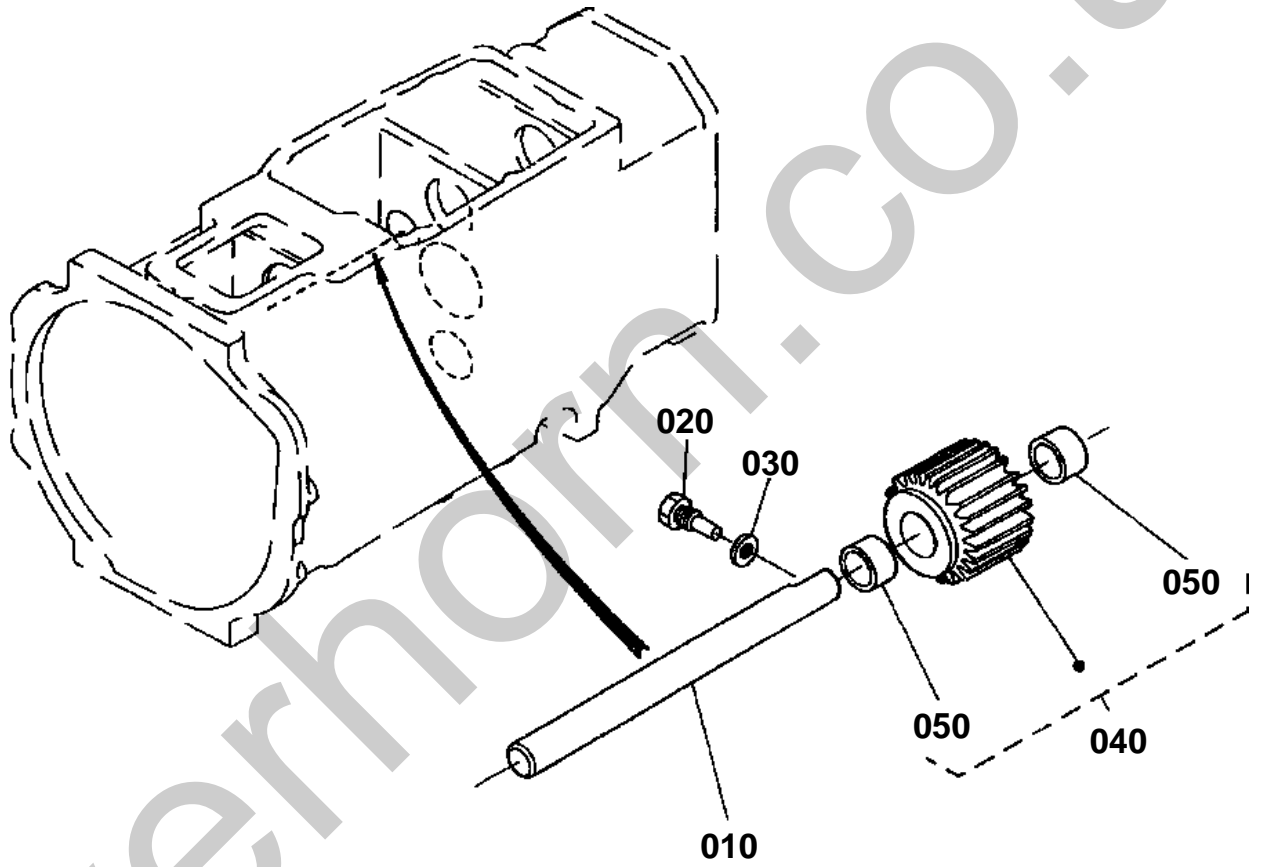


PTO COUNTERSHAFT

↔ Interchangeable; ≠ not interchangeable; ← new for old; → old for new

REF.No	Part No.	Description	Q'ty	S.No.	I/C	REMARKS	Weight (kgf)	Weight (lb)
010	35170-25320	COUNTERSHAFT PTO	1				1.83	4.026
020	37150-21760	COLLAR THRUST	1				0.017	0.0374
030	08151-06205	BEARING BALL	1				0.131	0.2882
040	37150-21550	CIRCLIP EXTERNAL	3				0.06	0.132
050	32400-21730	SHIFTER	1				0.28	0.616
060	37150-21740	GEAR	1			45T	1.08	2.376
070	08101-06205	BEARING BALL	1				0.14	0.308
080	34150-21650	COVER BEARING	1				0.07	0.154
090	37150-21770	COLLAR	1				0.12	0.264
100	37150-21750	BOSS SPLINE	1				0.088	0.1936
110	35340-21782	CIR-CLIP	1				0.007	0.0154
120	35110-21750	COLLAR	1				0.089	0.1958
130	32420-25313	SHAFT PTO	1				1.94	4.268
140	35010-25210	SHAFT PTO DRIVE	1				0.72	1.584
150	08101-06205	BEARING BALL	1				0.14	0.308
160	37150-21550	CIRCLIP EXTERNAL	4				0.06	0.132
170	37150-21682	COUPLING	1				0.24	0.528
180	35200-25220	COLLAR	1				0.005	0.011
190	35200-25230	SPRING ONE-WAY	1				0.075	0.165
200	35200-25240	CAM CLUTCH	2				0.485	1.067
210	35200-25250	COLLAR	1				0.04	0.088
220	37150-25360	SEAL OIL	1				0.025	0.055
230	37300-25350	COLLAR OIL SEAL	1				0.032	0.0704
240	38240-25370	SLINGER	1				0.004	0.0088
250	08151-06205	BEARING BALL	1				0.131	0.2882
260	34150-21942	RETAINER BEARING	1				0.035	0.077
270	01123-50820	BOLT	1				0.011	0.0242
280	08101-06206	BEARING BALL	1				0.196	0.4312
290	34150-25320	NUT	1				0.03	0.066
300	04611-00620	CIR CLIP INTERNAL	1				0.011	0.0242
310	37150-25410	CASE	1				1.02	2.244
320	37150-25420	GASKET	1				0	0
330	01123-50822	BOLT	4				0.012	0.0264
340	31220-25820	CAP	1				0.055	0.121
350	31333-44180	GEAR	1			19-34T	0.8	1.76
360	08822-53114	BEARING NEEDLE	2				0.02	0.044
370	38240-21760	COLLAR THRUST	2				0.02	0.044

REVERSE SHAFT



32310-035-10

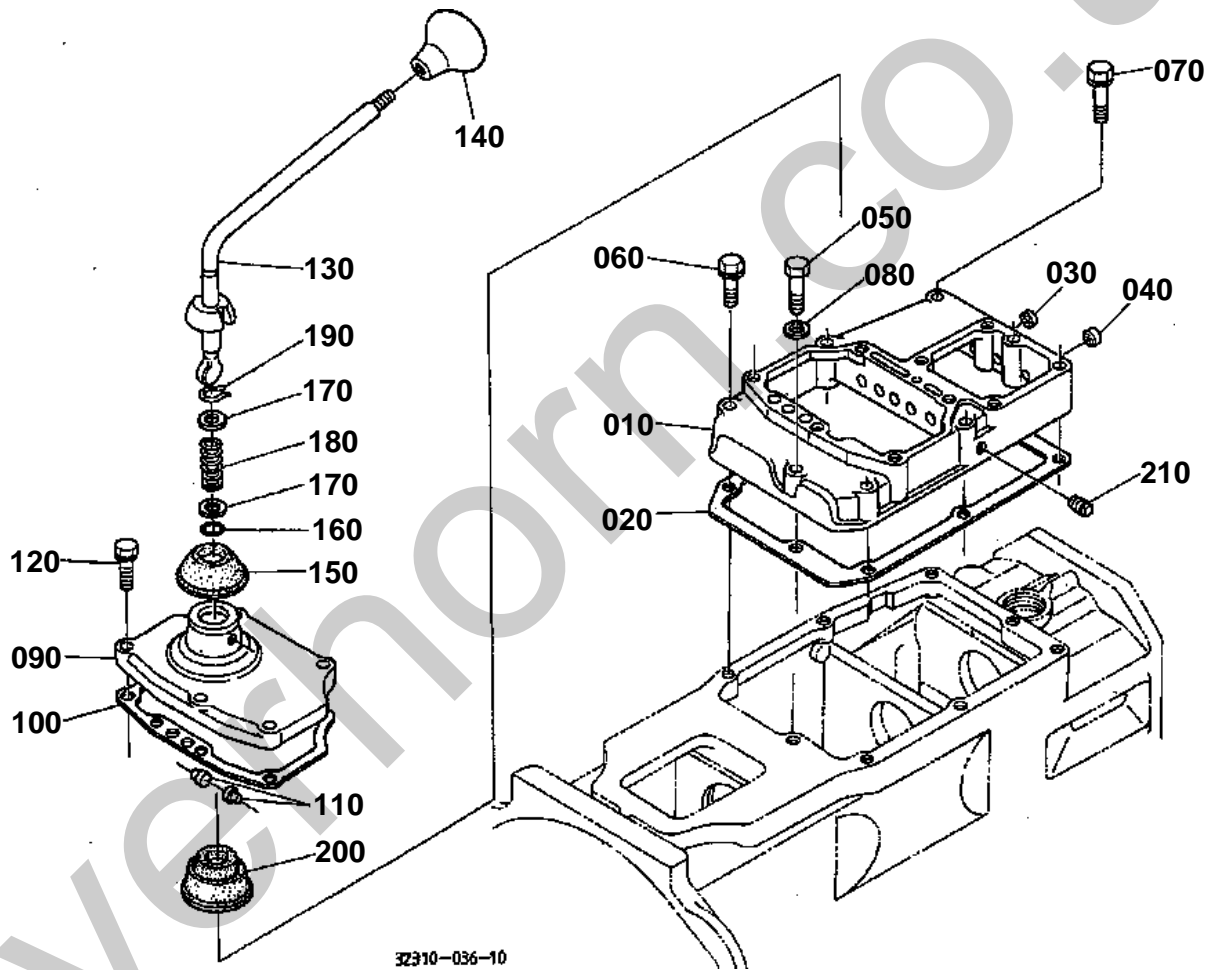


REVERSE SHAFT

↔ Interchangeable; ≠ not interchangeable; ← new for old; → old for new

REF.No	Part No.	Description	Q'ty	S.No.	I/C	REMARKS	Weight (kgf)	Weight (lb)
010	37150-23110	SHAFT REVERSE	1				0.455	1.001
020	37150-23120	SCREW SET	1				0.02	0.044
030	04717-00800	WASHER WITH RUBBER	1				0.001	0.0022
040	37150-23100	ASSY GEAR	1			22T	0.885	1.947
050	31220-26360	BUSH	2				0.015	0.033

MAIN GEAR SHIFT LEVER



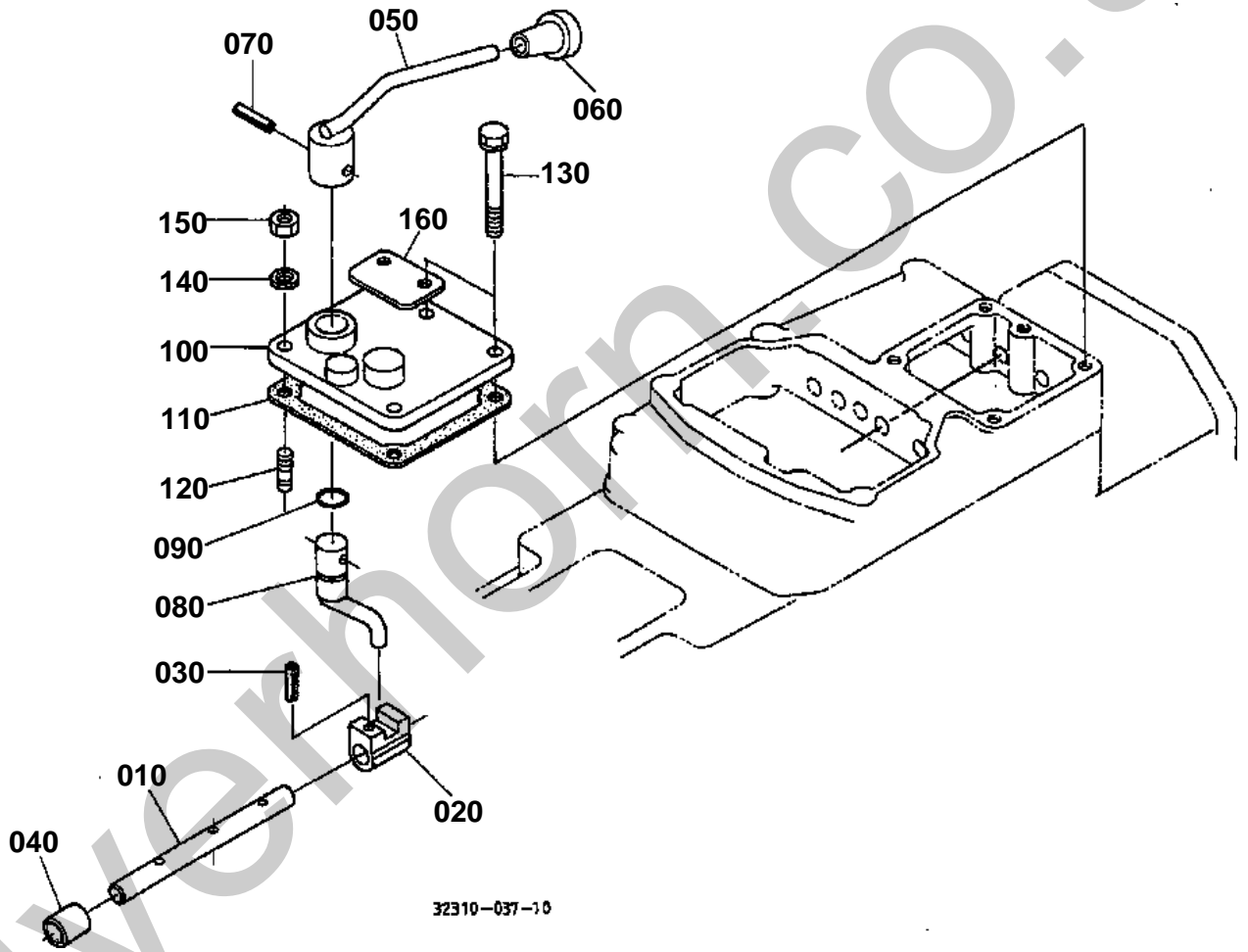


MAIN GEAR SHIFT LEVER

↔ Interchangeable; ≠ not interchangeable; ← new for old; → old for new

REF.No	Part No.	Description	Q'ty	S.No.	I/C	REMARKS	Weight (kgf)	Weight (lb)
010	37150-21210	COVER SPEED CHANGE	1				1.14	2.508
020	34650-59140	GASKET	1				0	0
030	34150-21250	PLUG	5				0.002	0.0044
040	34269-21250	PLUG	1				0	0
050	01153-50840	BOLT	1				0.018	0.0396
060	01123-50840	BOLT	2				0.018	0.0396
070	01123-50850	BOLT	3				0.02	0.044
080	04717-00800	WASHER WITH RUBBER	1				0.001	0.0022
090	35340-23710	BRACKET GEAR SHIFT	1				1.46	3.212
100	34150-23720	GASKET	1				0	0
110	34150-23740	PIN SET	2				0.002	0.0044
120	01123-50832	BOLT	5				0.016	0.0352
130	34150-23810	LEVER MAIN SHIFT	1				0.43	0.946
140	31351-24130	GRIP LEVER	1				0.03	0.066
150	34150-23940	SHIELD LEVER	1				0.025	0.055
160	04811-00120	O RING	1				0.001	0.0022
170	32240-23950	WASHER	2				0.002	0.0044
180	32240-23920	SPRING	1				0.007	0.0154
190	31220-23930	CIRCLIP EXTERNAL	1				0.001	0.0022
200	34150-23870	SHIELD	1	<=53732			0	0
200	34150-23873	SHIELD	1	>=53733	←		0.02	0.044
210	06312-10010	PLUG	2				0.007	0.0154

PTO GEAR SHIFT LEVER



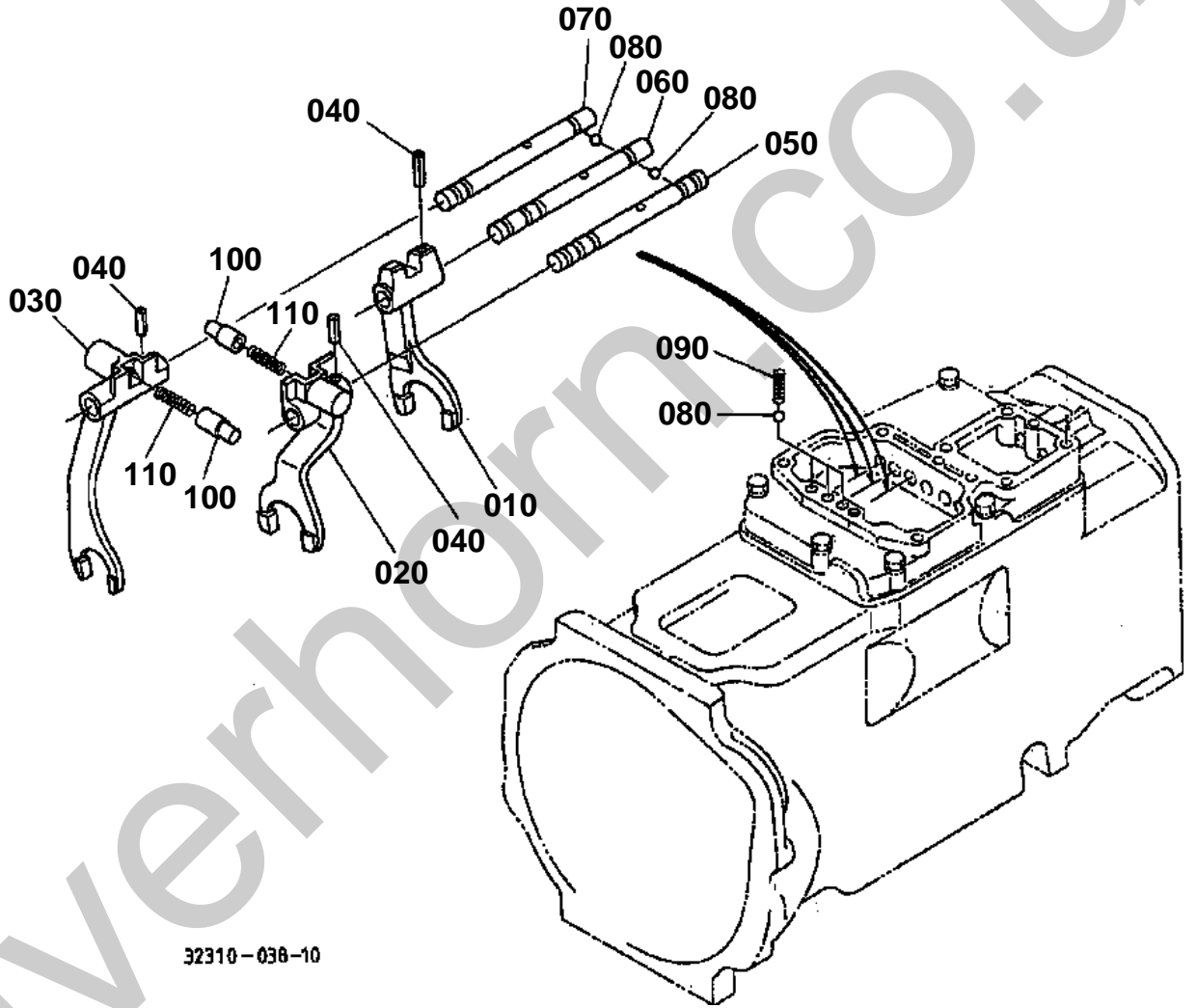


PTO GEAR SHIFT LEVER

↔ Interchangeable; ≠ not interchangeable; ← new for old; → old for new

REF.No	Part No.	Description	Q'ty	S.No.	I/C	REMARKS	Weight (kgf)	Weight (lb)
010	35260-24760	ROD PTO FORK	1				0.15	0.33
020	35260-24770	HOLDER PTO S-CHANGE	1				0.05	0.11
030	05411-00420	PIN SPRING	1				0.001	0.0022
040	32400-24780	COLLAR	1				0.02	0.044
050	35260-24853	LEVER PTO	1				0.2	0.44
060	38240-24410	GRIP	1				0.025	0.055
070	05411-00632	PIN SPRING	1				0.004	0.0088
080	35260-24860	LEVER PTO SHIFT	1				0.105	0.231
090	04811-00150	O RING	1				0.001	0.0022
100	35260-24832	COVER	1				0.48	1.056
110	34650-59330	GASKET	1				0	0
120	01513-50818	STUD	3				0.009	0.0198
130	01123-50865	BOLT	2				0.028	0.0616
140	04512-60080	WASHER SPRING	3				0.002	0.0044
150	02114-50080	NUT	3				0.005	0.011
160	32400-65200	PLATE PTO LABEL	1				0.02	0.044

MAIN GEAR SHIFT FORK



32310-038-10

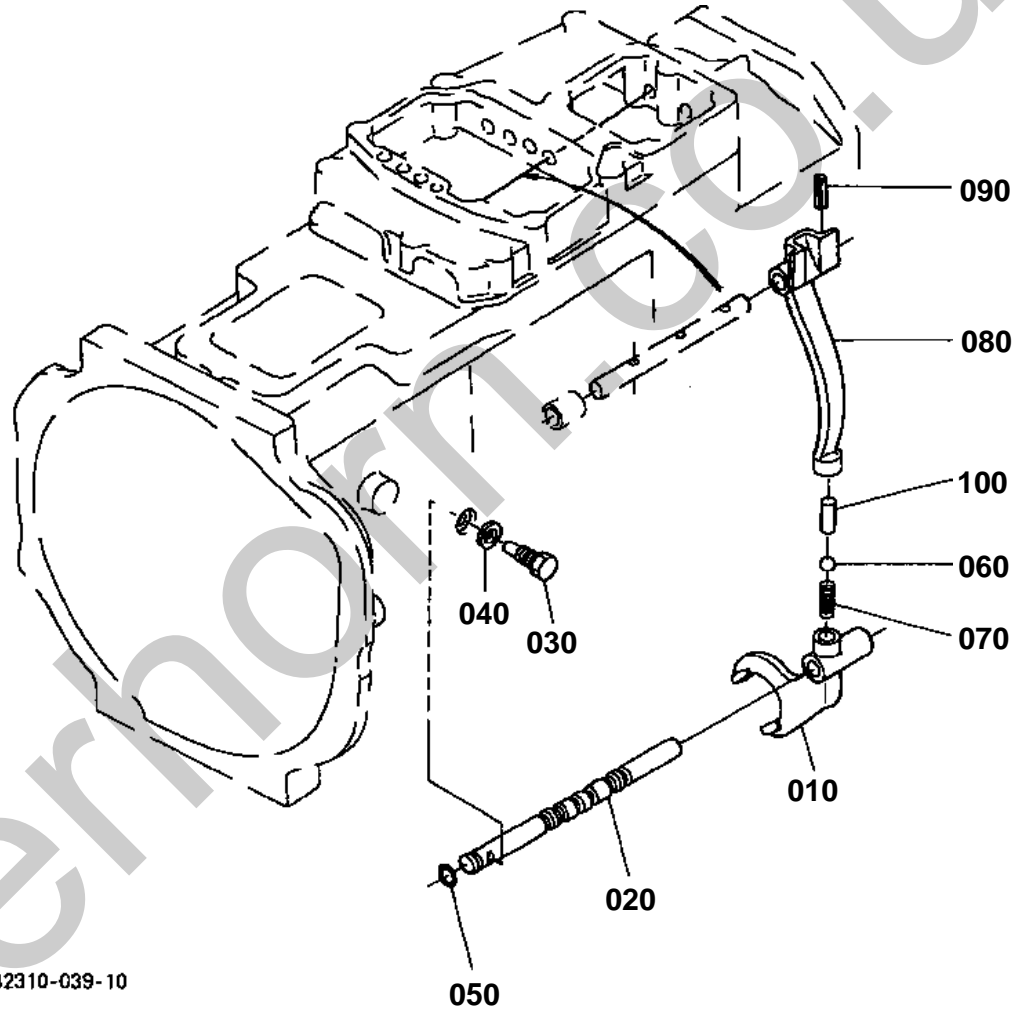


MAIN GEAR SHIFT FORK

↔ Interchangeable; ≠ not interchangeable; ← new for old; → old for new

REF.No	Part No.	Description	Q'ty	S.No.	I/C	REMARKS	Weight (kgf)	Weight (lb)
010	35305-23510	FORK SHIFT	1				0.19	0.418
020	35305-23520	FORK SHIFT	1				0.28	0.616
030	35305-23530	FORK SHIFT	1				0.29	0.638
040	05411-00420	PIN SPRING	3				0.001	0.0022
050	37150-23540	ROD FORK	1				0.12	0.264
060	37150-23550	ROD FORK	1				0.12	0.264
070	37150-23570	ROD FORK	1				0.32	0.704
080	07715-01605	BALL	5				0.003	0.0066
090	62231-18530	SPRING	3				0.01	0.022
100	34150-23610	PIECE NEUTRAL	2				0.015	0.033
110	34150-23620	SPRING	2				0.003	0.0066

PTO GEAR SHIFT FORK



32310-039-10

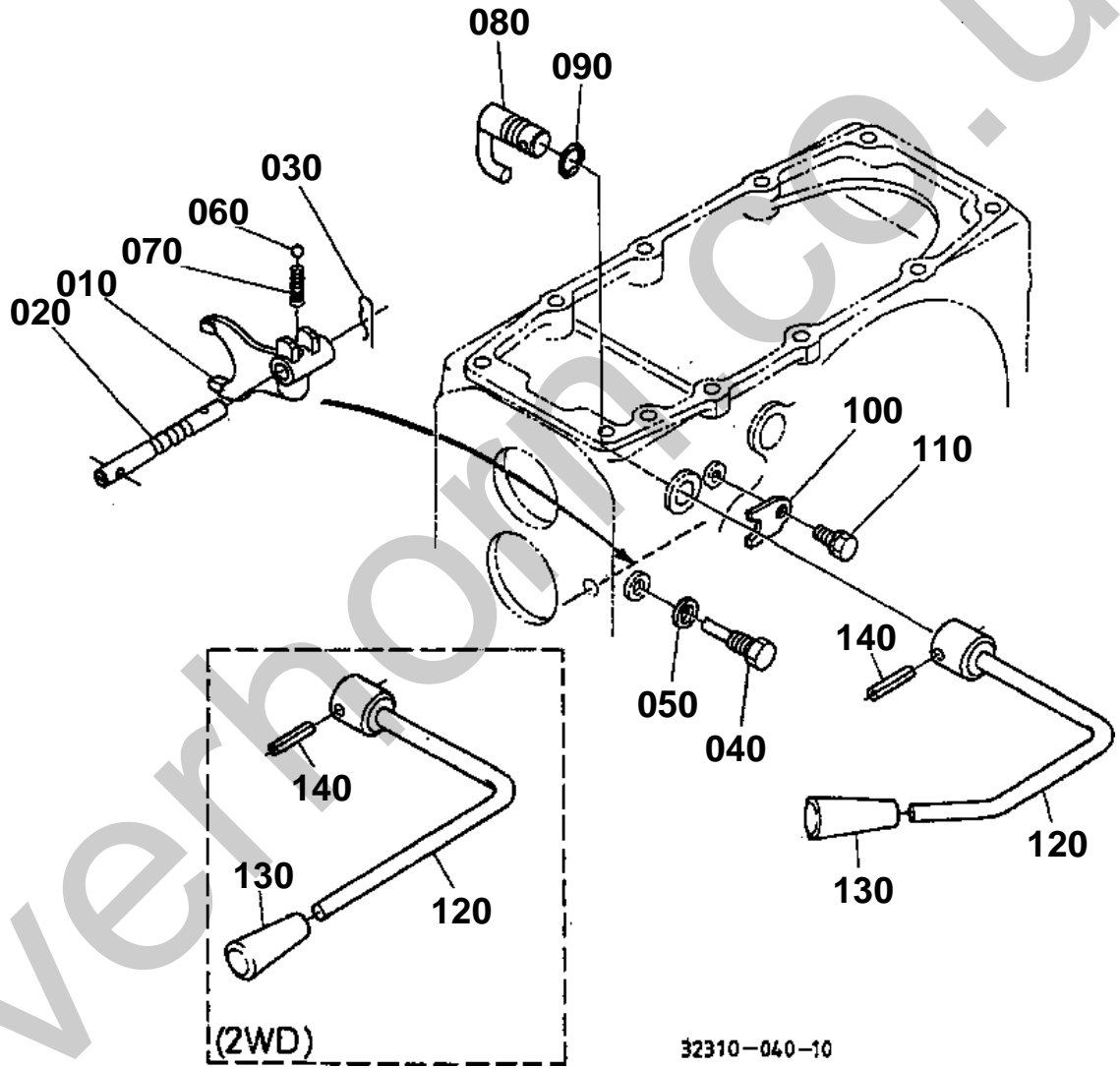


PTO GEAR SHIFT FORK

↔ Interchangeable; ≠ not interchangeable; ← new for old; → old for new

REF.No	Part No.	Description	Q'ty	S.No.	I/C	REMARKS	Weight (kgf)	Weight (lb)
010	37150-24610	FORK SHIFT	1				0.21	0.462
020	37150-24630	SHAFT FORK	1				0.155	0.341
030	34150-24680	SCREW SET	1				0.015	0.033
040	04717-00800	WASHER WITH RUBBER	1				0.001	0.0022
050	04811-00090	O RING	1				0.001	0.0022
060	07715-01605	BALL	1				0.003	0.0066
070	62231-18530	SPRING	1				0.01	0.022
080	35170-24710	LEVER PTO	1				0.26	0.572
090	05411-00425	PIN SPRING	1				0.001	0.0022
100	34150-24690	PIN	1				0.02	0.044

PTO GEAR SHIFT FORK AND LEVER



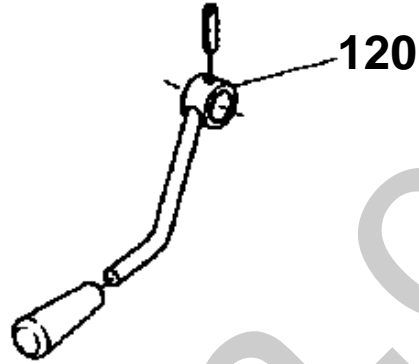
PTO GEAR SHIFT FORK AND LEVER

120 35110-2443-0

120 35110-2443-5

120 35110-2443-6

120 35110-2443-7



32310-808-10

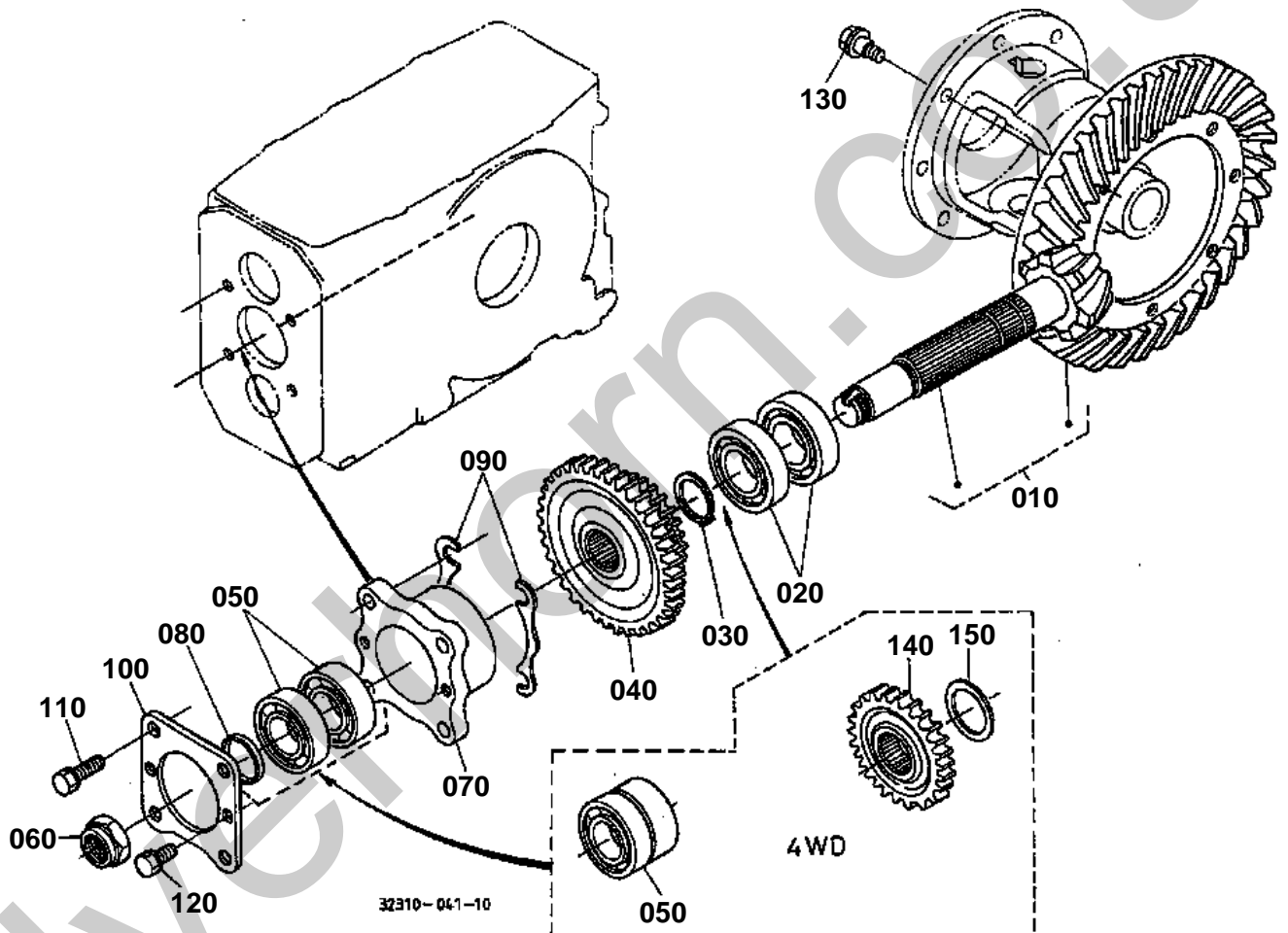


PTO GEAR SHIFT FORK AND LEVER

↔ Interchangeable; ≠ not interchangeable; ← new for old; → old for new

REF.No	Part No.	Description	Q'ty	S.No.	I/C	REMARKS	Weight (kgf)	Weight (lb)
010	35000-24110	FORK SHIFT	1				0.215	0.473
020	35000-24130	SHAFT RANGE FORK	1				0.115	0.253
030	05515-61200	PIN SNAP	1				0.005	0.011
040	37150-23120	SCREW SET	1				0.02	0.044
050	04717-00800	WASHER WITH RUBBER	1				0.001	0.0022
060	07715-01605	BALL	1				0.003	0.0066
070	62231-18530	SPRING	1				0.01	0.022
080	37150-24310	LEVER SHIFT	1				0.145	0.319
090	04811-00150	O RING	1				0.001	0.0022
100	34150-24350	STOPPER LEVER	1				0.015	0.033
110	01123-60816	BOLT	1				0.01	0.022
120	35110-24430	LAVER RANGE SHIFT	1	<=50433			0.15	0.33
120	35110-24435	LAVER RANGE SHIFT	1	>=50434	←		0	0
120	35110-24436	LAVER RANGE SHIFT	1	>=51424	←		0	0
120	35110-24437	LAVER RANGE SHIFT	1	>=54418	←		0.15	0.33
120	35000-24430	LAVER RANGE SHIFT	1	>=60001	≠		0.4	0.88
130	06914-00100	GRIP LEVER	1				0.02	0.044
140	05411-00632	PIN SPRING	1				0.004	0.0088

SPIRAL BEVEL PINION



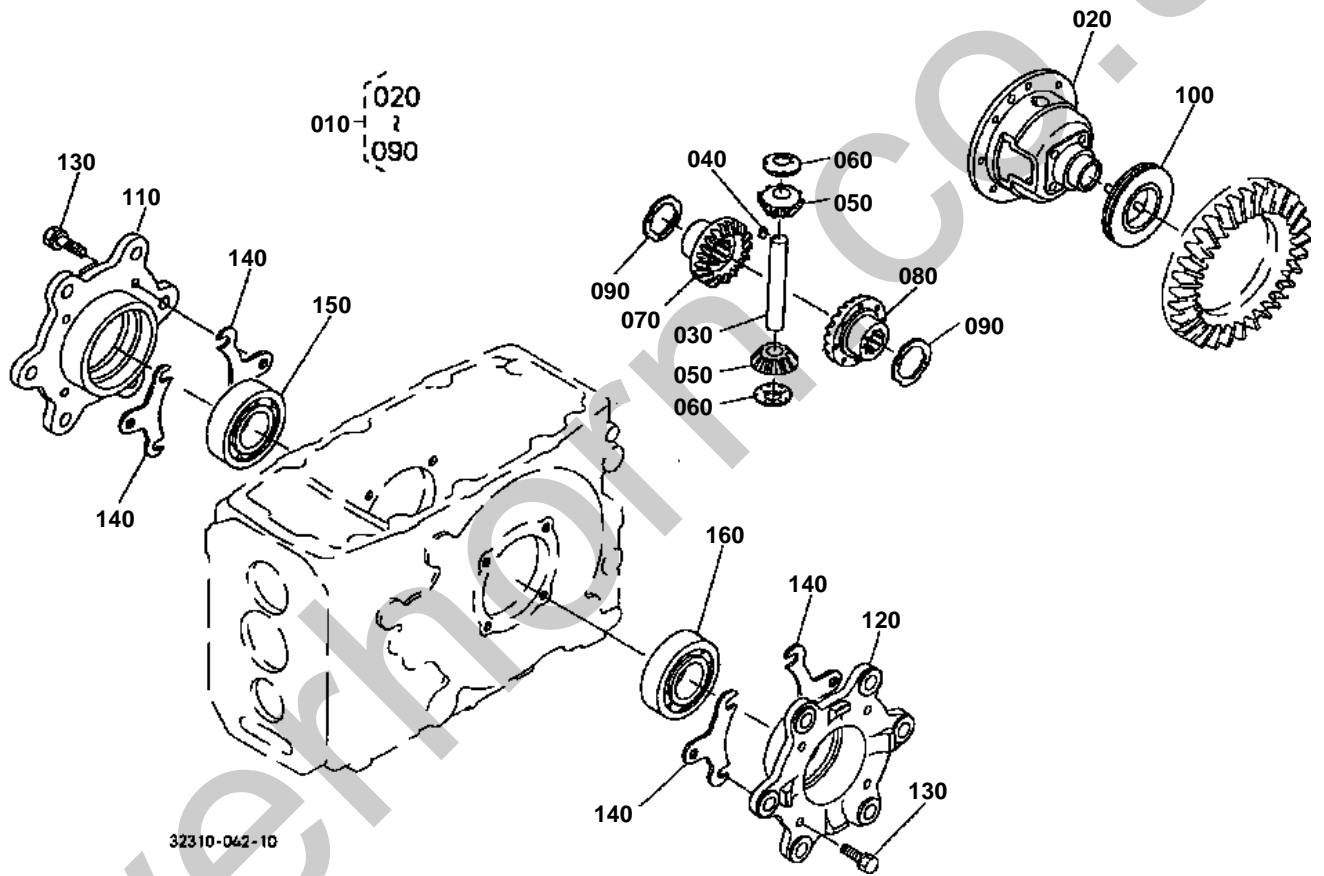


SPIRAL BEVEL PINION

↔ Interchangeable; ≠ not interchangeable; ← new for old; → old for new

REF.No	Part No.	Description	Q'ty	S.No.	I/C	REMARKS	Weight (kgf)	Weight (lb)
010	35110-22100	ASSY GEAR SPIRAL	1			8-39T	5.3	11.66
020	08101-06306	BEARING BALL	2				0.335	0.737
030	04612-00300	CIRCLIP EXTERNAL	1				0.003	0.0066
040	35010-21950	GEAR	1			24-39T	1.245	2.739
050	38240-22140	BEARING TAPER-ROLLER	1				0.56	1.232
060	35260-23252	NUT	1				0.04	0.088
070	37300-22150	CASE	1				0.56	1.232
090	34150-22610	SHIM	2			0.50MM	0.01	0.022
090	34150-22620	SHIM	4			0.20MM	0.005	0.011
090	34150-22630	SHIM	2			0.10MM	0.005	0.011
100	34150-22170	COVER BEARING	1				0.16	0.352
110	01133-51035	BOLT	4				0.03	0.066
120	01123-60816	BOLT	2				0.01	0.022
130	37800-43870	BOLT	8				0.026	0.0572
140	31363-44170	GEAR	1			24T	0.36	0.792
150	31363-44160	COLLAR	1				0.02	0.044

REAR DIFFERENTIAL



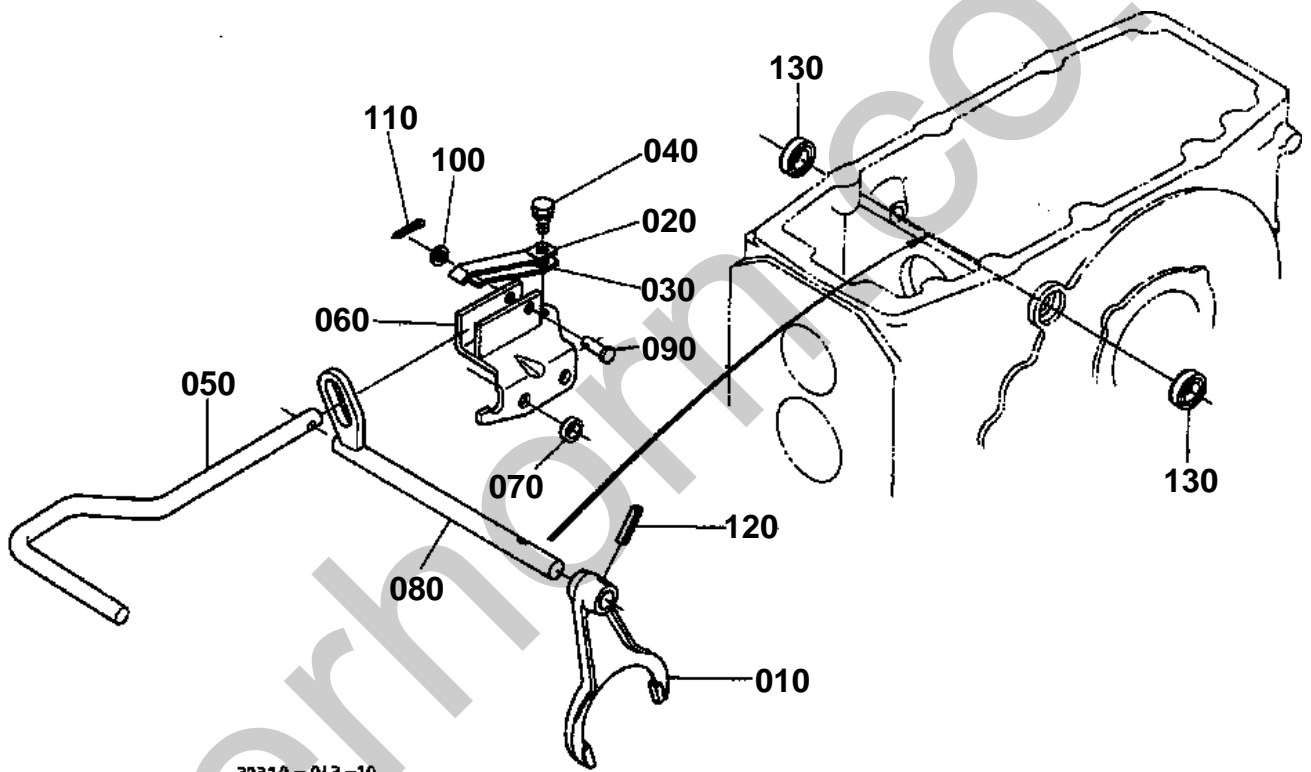


REAR DIFFERENTIAL

↔ Interchangeable; ≠ not interchangeable; ← new for old; → old for new

REF.No	Part No.	Description	Q'ty	S.No.	I/C	REMARKS	Weight (kgf)	Weight (lb)
010	32400-26100	ASSY DIFFERENTIAL	1				0	0
020	37150-26510	CASE DIFFERENTIAL	1				0	0
030	31331-26340	SHAFT DIFF.PINION	1				0.3	0.66
040	31220-26280	KEY FEATHER	1				0.005	0.011
050	35430-26350	PINION DIFF.	2				0.16	0.352
060	31351-26390	WASHER DIFF.PINION	2				0.012	0.0264
070	32580-43330	GEAR DIFF.SIDE	1				0.49	1.078
080	38180-26440	GEAR DIFF.SIDE LH	1				0.61	1.342
090	31331-26470	WASHER SIDE GEAR	2			1.50MM	0.005	0.011
090	31331-26480	WASHER SIDE GEAR	2			1.60MM	0.017	0.0374
090	31331-26490	WASHER SIDE GEAR	2			1.70MM	0.02	0.044
100	34150-26615	SHIFTER DIFF.LOCK	1				0.4	0.88
110	31331-26550	CASE DIFF.BEARING RH	1				1.59	3.498
120	31331-26560	CASE DIFF.BEARING LH	1				1.9	4.18
130	01133-51030	BOLT	8				0.025	0.055
140	37150-26160	SHIM	12			0.20MM	0.005	0.011
140	37150-26170	SHIM	8			0.10MM	0.005	0.011
140	37150-26180	SHIM	4			0.50MM	0.01	0.022
150	08101-06210	BEARING BALL	1				0.45	0.99
160	08101-06208	BEARING BALL	1				0.355	0.781

DIFFERENTIAL LOCK PEDAL



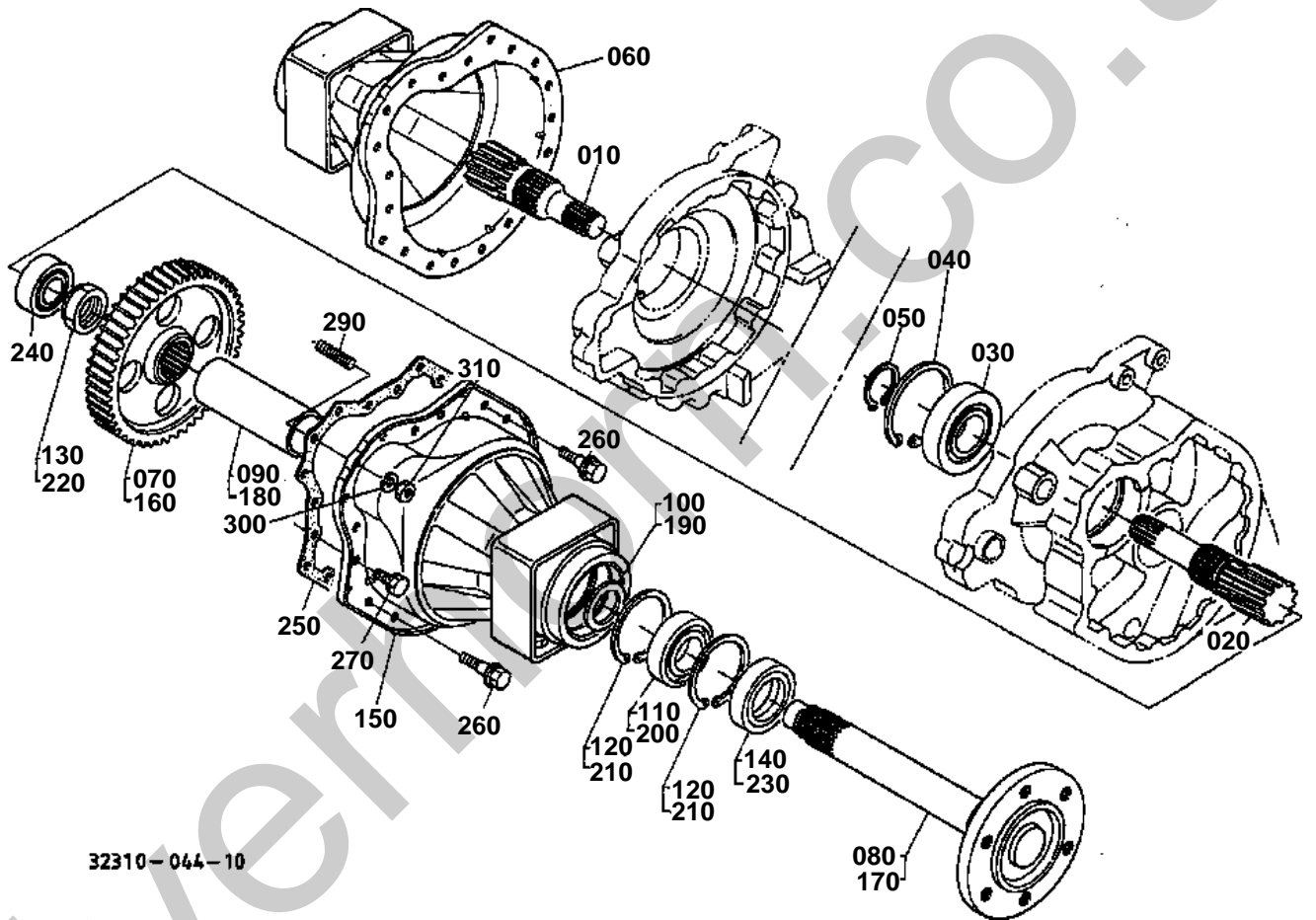


DIFFERENTIAL LOCK PEDAL

↔ Interchangeable; ≠ not interchangeable; ← new for old; → old for new

REF.No	Part No.	Description	Q'ty	S.No.	I/C	REMARKS	Weight (kgf)	Weight (lb)
010	37150-26630	FORK DIFF.LOCK SHIFT	1				0.375	0.825
020	37150-26643	SPRING	1				0.033	0.0726
030	37150-26660	SPRING	1				0.025	0.055
040	01123-60816	BOLT	1				0.01	0.022
050	37300-26650	PEDAL DIFF.LOCK	1				0.635	1.397
060	32400-26670	BRACKET PEDAL	1				0.63	1.386
070	35010-26592	SPACER	2				0.02	0.044
080	35211-26680	CAM DIFF.LOCK	1				0.567	1.2474
090	05122-50835	PIN JOINT	1				0.015	0.033
100	04012-50080	WASHER PLAIN	1				0.001	0.0022
110	05511-50215	PIN SPLIT	1				0.001	0.0022
120	05411-00630	PIN SPRING	1				0.004	0.0088
130	09500-16287	SEAL OIL	2				0.01	0.022

REAR AXLE

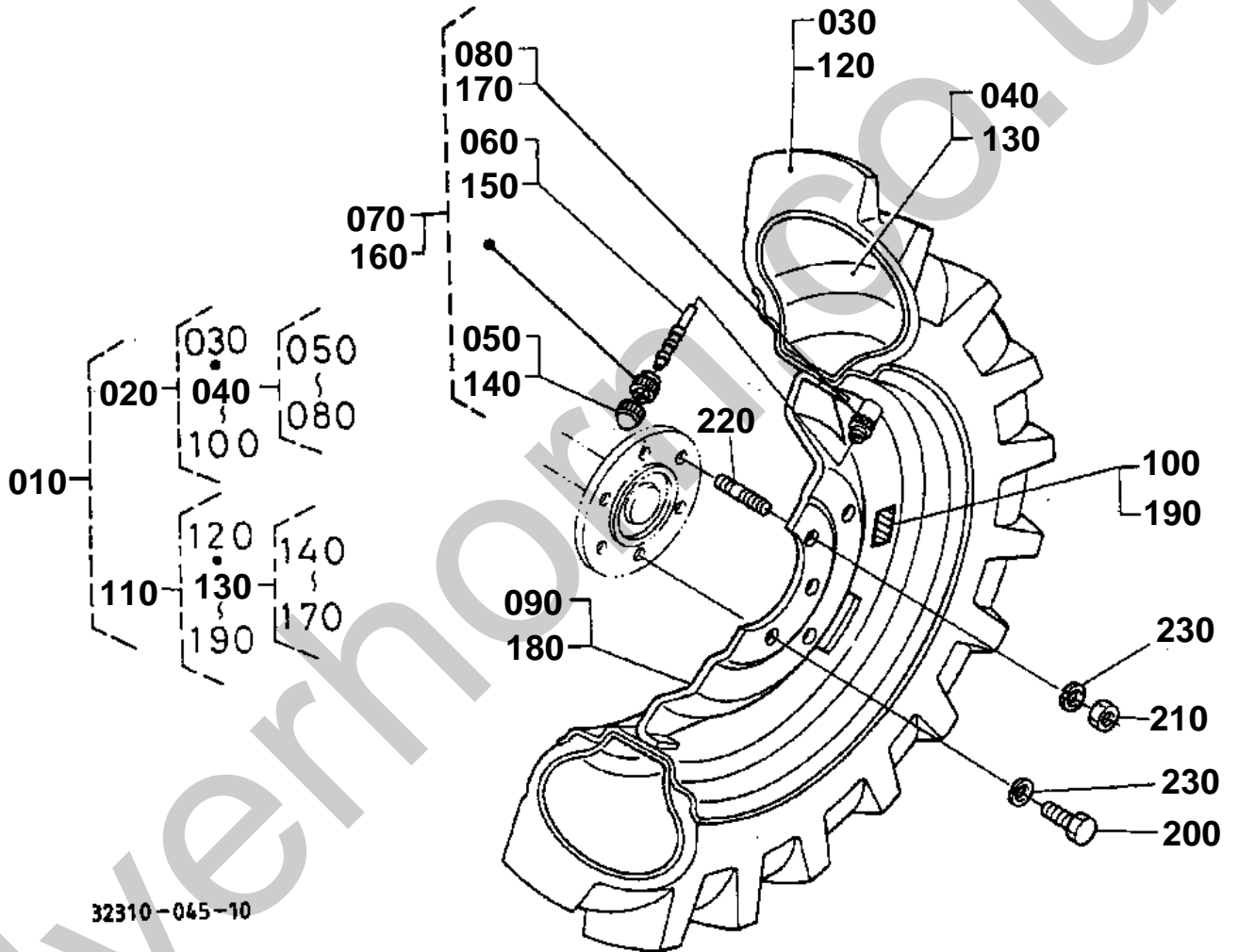




REAR AXLE

↔ Interchangeable; ≠ not interchangeable; ← new for old; → old for new

REF.No	Part No.	Description	Q'ty	S.No.	I/C	REMARKS	Weight (kgf)	Weight (lb)
010	31331-26713	SHAFT DIFF.GEAR RH	1				1.72	3.784
020	31331-26723	SHAFT DIFF.GEAR LH	1				1.945	4.279
030	08101-06309	BEARING BALL	2				0.82	1.804
040	04611-01000	CIR CLIP INTERNAL	2				0.042	0.0924
050	04612-00450	CIRCLIP EXTERNAL	2				0.007	0.0154
060	32400-27312	CASE AXLE RH	1				8.8	19.36
070	31331-26832	GEAR	1			53T	4.85	10.67
080	32400-27110	AXLE REAR	1				9.15	20.13
090	32400-27140	SPACER	1				0.93	2.046
100	34150-27160	SHIM	1	≤=54543			0.01	0.022
100	T0030-27160	WASHER	1	≥=54544	↔		0.008	0.0176
110	08101-06209	BEARING BALL	1				0.42	0.924
120	04611-00850	CIR CLIP INTERNAL	2				0.029	0.0638
130	70650-11380	NUT	1				0.11	0.242
140	37150-27560	SEAL OIL	1				0.14	0.308
150	32400-27332	CASE AXLE LH	1				8.9	19.58
160	31331-26832	GEAR	1			53T	4.85	10.67
170	32400-27110	AXLE REAR	1				9.15	20.13
180	32400-27140	SPACER	1				0.93	2.046
190	34150-27160	SHIM	1	≤=54543			0.01	0.022
190	T0030-27160	WASHER	1	≥=54544	↔		0.008	0.0176
200	08101-06209	BEARING BALL	1				0.42	0.924
210	04611-00850	CIR CLIP INTERNAL	2				0.029	0.0638
220	70650-11380	NUT	1				0.11	0.242
230	37150-27560	SEAL OIL	1				0.14	0.308
240	08101-06306	BEARING BALL	2				0.335	0.737
250	31341-27350	GASKET AXLE CASE	2				0	0
260	31351-27392	BOLT REAMER	4				0.03	0.066
270	01133-51020	BOLT	32				0.02	0.044
290	01517-51016	STUD	4				0.06	0.132
300	04512-60100	WASHER SPRING	4				0.002	0.0044
310	02176-50100	NUT	4				0.005	0.011

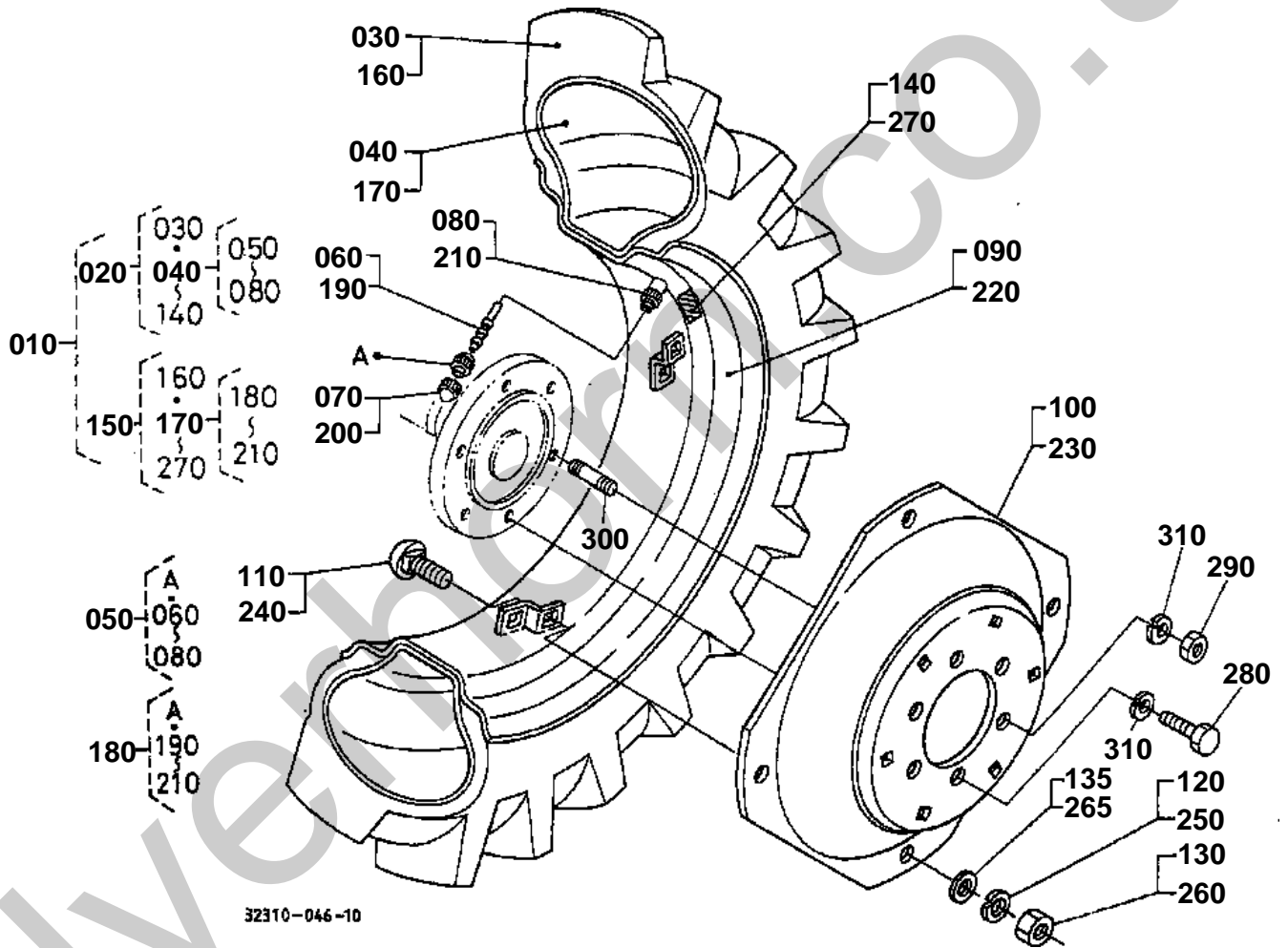


**REAR WHEEL (9.5-24)**

↔ Interchangeable; ≠ not interchangeable; ← new for old; → old for new

REF.No	Part No.	Description	Q'ty	S.No.	I/C	REMARKS	Weight (kgf)	Weight (lb)
010	32400-27900	ASSY REAR WHEEL	1				0	0
020	32400-27910	ASSY REAR WHEEL	1				0	0
030	35200-27620	TIRE	1				24	52.8
040	31220-27630	TUBE	1				2.7	5.94
050	38240-11690	CAP VALVE	1				0.001	0.0022
060	32150-27740	CORE VALVE	1				0.003	0.0066
070	32150-27700	ASSY VALVE	1				0.001	0.0022
080	32270-27710	NUT RIM	1				0.006	0.0132
090	32460-27630	WHEEL	1				21.1	46.42
100	32400-27980	LABEL TIRE LH	1				0.005	0.011
110	32400-27990	ASSY REAR WHEEL RH	1				0	0
120	35200-27620	TIRE	1				24	52.8
130	31220-27630	TUBE	1				2.7	5.94
140	38240-11690	CAP VALVE	1				0.001	0.0022
150	32150-27740	CORE VALVE	1				0.003	0.0066
160	32150-27700	ASSY VALVE	1				0.001	0.0022
170	32270-27710	NUT RIM	1				0.006	0.0132
180	32460-27630	WHEEL	1				21.1	46.42
190	32400-27970	LABEL TIRE RH	1				0.005	0.011
200	01073-51630	BOLT	8				0.079	0.1738
210	02076-50160	NUT	4				0.03	0.066
220	01517-51632	STUD	4				0.076	0.1672
230	04512-60160	WASHER SPRING	12				0.01	0.022

REAR WHEEL (11.2-24)



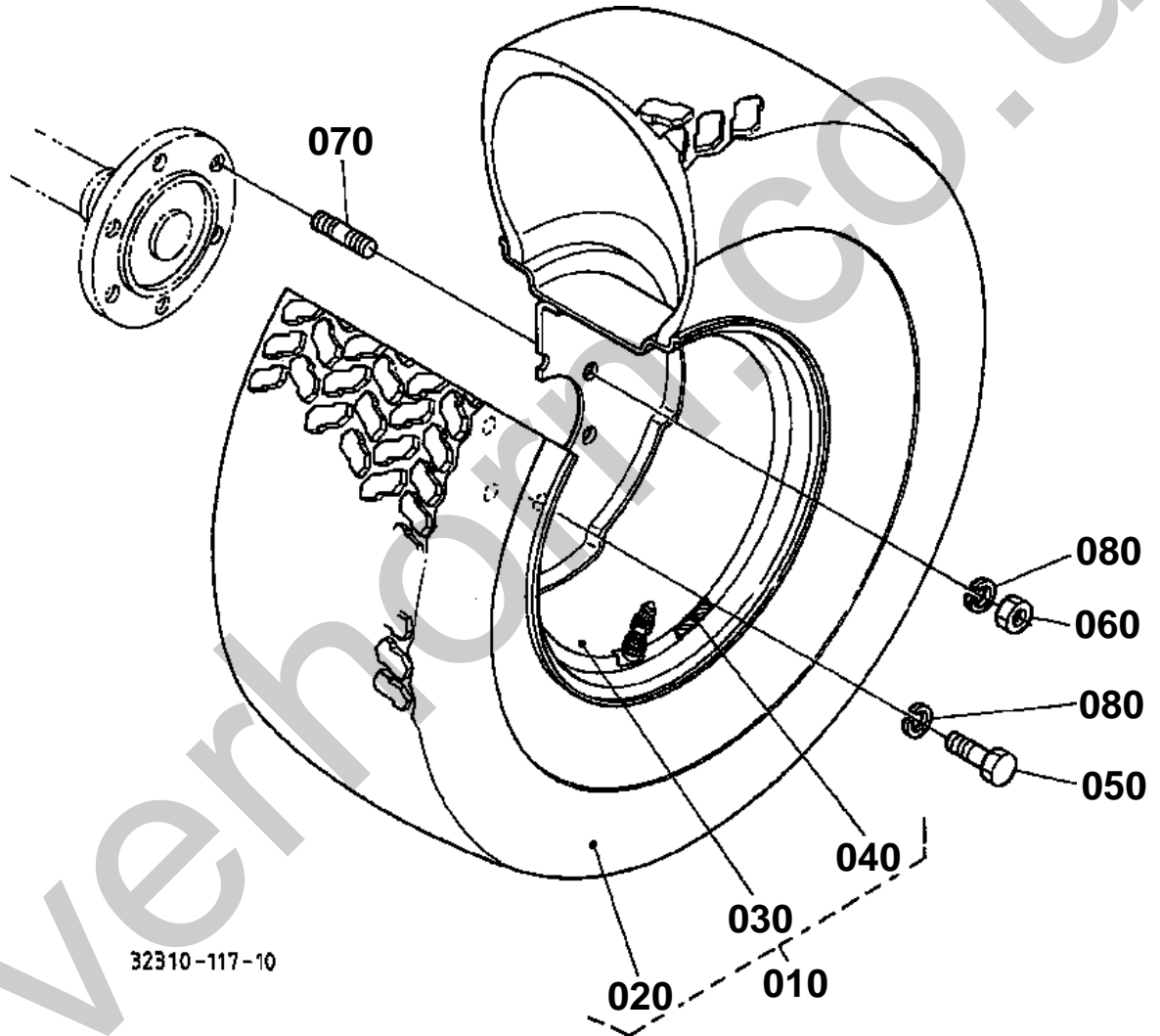
32310-046-10

**REAR WHEEL (11.2-24)**

↔ Interchangeable; ≠ not interchangeable; ← new for old; → old for new

REF.No	Part No.	Description	Q'ty	S.No.	I/C	REMARKS	Weight (kgf)	Weight (lb)
010	32470-27900	ASSY REAR WHEEL	1				122	268.4
020	32470-27610	ASSY REAR WHEEL	1				62	136.4
030	32420-27620	TIRE	1				31.5	69.3
040	32240-27630	TUBE	1				0	0
050	32150-27700	ASSY VALVE	1				0.001	0.0022
060	32150-27740	CORE VALVE	1				0.003	0.0066
070	38240-11690	CAP VALVE	1				0.001	0.0022
080	32270-27710	NUT RIM	1				0.006	0.0132
090	32470-27650	RIM	1				14.7	32.34
100	32470-27660	DISK	1				13.5	29.7
110	31220-27680	BOLT	4				0.09	0.198
120	04512-60160	WASHER SPRING	4				0.01	0.022
130	02174-50160	NUT	4				0.022	0.0484
135	04011-60160	WASHER PLAIN	4				0.01	0.022
140	32470-27680	LABEL TIRE LH	1				0.001	0.0022
150	32470-27690	ASSY REAR WHEEL RH	1				62	136.4
160	35260-27620	TIRE	1				29.05	63.91
170	32240-27630	TUBE	1				0	0
180	32150-27700	ASSY VALVE	1				0.001	0.0022
190	32150-27740	CORE VALVE	1				0.003	0.0066
200	38240-11690	CAP VALVE	1				0.001	0.0022
210	32270-27710	NUT RIM	1				0.006	0.0132
220	32470-27650	RIM	1				14.7	32.34
230	32470-27660	DISK	1				13.5	29.7
240	31220-27680	BOLT	4				0.09	0.198
250	04512-60160	WASHER SPRING	4				0.01	0.022
260	02174-50160	NUT	4				0.022	0.0484
265	04011-60160	WASHER PLAIN	4				0.01	0.022
270	32470-27670	LABEL TIRE RH	1				0.001	0.0022
280	01073-51630	BOLT	8				0.079	0.1738
290	02076-50160	NUT	4				0.03	0.066
300	01517-51632	STUD	4				0.076	0.1672
310	04512-60160	WASHER SPRING	12				0.01	0.022

REAR WHEEL (13.6-16)





REAR WHEEL (13.6-16)

↔ Interchangeable; ≠ not interchangeable; ← new for old; → old for new

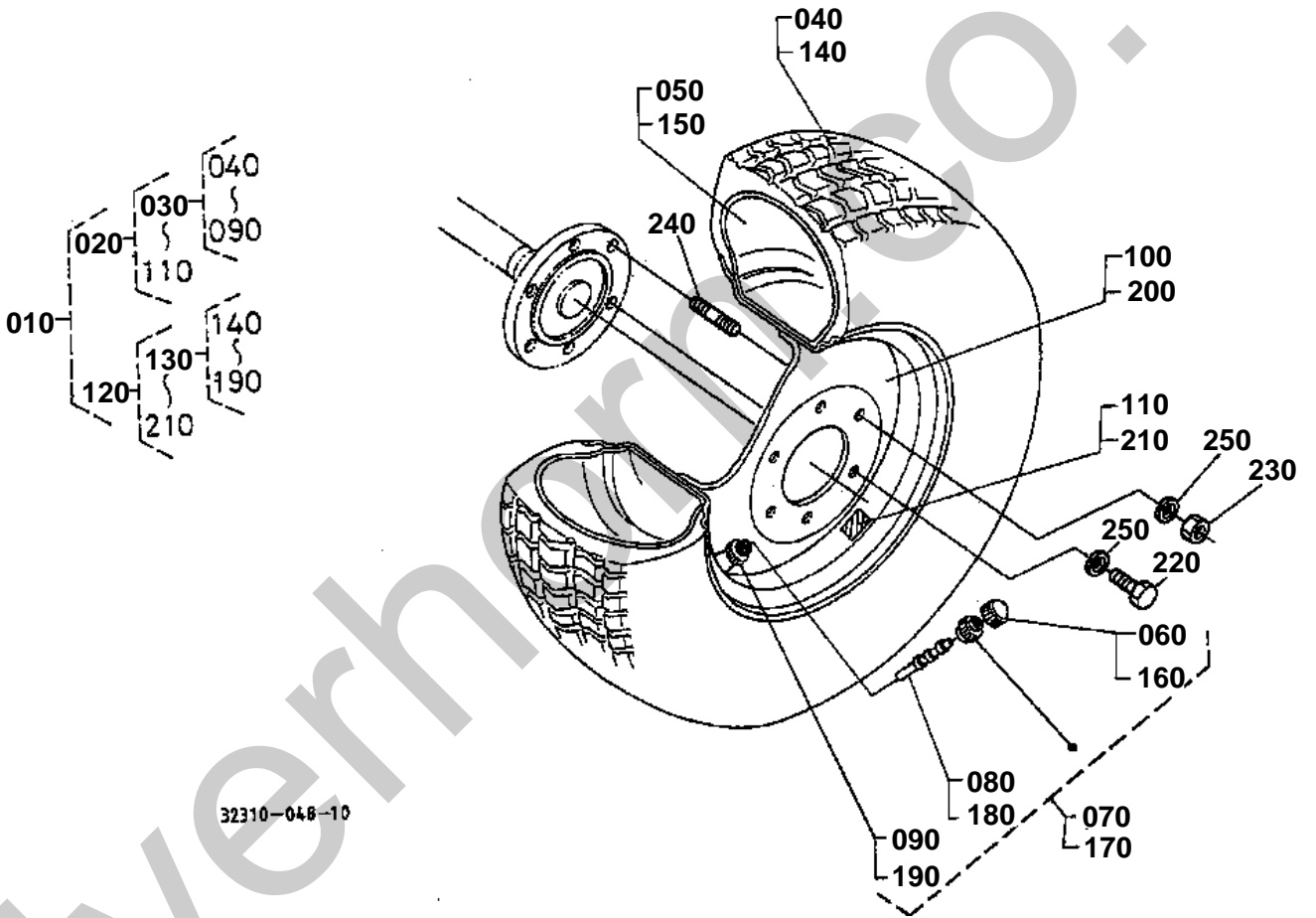
REF.No	Part No.	Description	Q'ty	S.No.	I/C	REMARKS	Weight (kgf)	Weight (lb)
010	35040-27800	ASSY REAE WHEEL	2			OBTAINED LOCALLY	0	0
020	66428-17630	TIRE	2			OBTAINED LOCALLY	0	0
030	35040-27850	WHEEL	2			OBTAINED LOCALLY	0	0
040	35040-27780	LABEL TIRE	2			OBTAINED LOCALLY	0	0
050	01073-51630	BOLT	8				0.079	0.1738
060	02076-50160	NUT	4				0.03	0.066
070	01517-51632	STUD	4				0.076	0.1672
080	04512-60160	WASHER SPRING	12				0.01	0.022

**REAR WHEEL (13.6-16)**

↔ Interchangeable; ≠ not interchangeable; ← new for old; → old for new

REF.No	Part No.	Description	Q'ty	S.No.	I/C	REMARKS	Weight (kgf)	Weight (lb)
010	32400-27800	ASSY REAR WHEEL	1				93	204.6
020	32400-27810	ASSY REAR WHEEL	1				0	0
030	38450-99330	TIRE	1				20.5	45.1
040	99424-27120	TUBE	1				3.8	8.36
050	32400-27850	WHEEL	1				15.2	33.44
060	32150-27700	ASSY VALVE	1				0.001	0.0022
070	38240-11690	CAP VALVE	1				0.001	0.0022
080	32150-27740	CORE VALVE	1				0.003	0.0066
090	32270-27710	NUT RIM	1				0.006	0.0132
100	32400-27780	LABEL TIRE LH	1				0.005	0.011
110	32400-27820	ASSY REAR WHEEL	1				0	0
120	38450-99330	TIRE	1				20.5	45.1
130	99424-27120	TUBE	1				3.8	8.36
140	32400-27850	WHEEL	1				15.2	33.44
150	32150-27700	ASSY VALVE	1				0.001	0.0022
160	38240-11690	CAP VALVE	1				0.001	0.0022
170	32150-27740	CORE VALVE	1				0.003	0.0066
180	32270-27710	NUT RIM	1				0.006	0.0132
190	32400-27770	LABEL TIRE RH	1				0.005	0.011
200	01073-51630	BOLT	8				0.079	0.1738
210	02076-50160	NUT	4				0.03	0.066
220	01517-51632	STUD	4				0.076	0.1672
230	04512-60160	WASHER SPRING	12				0.01	0.022

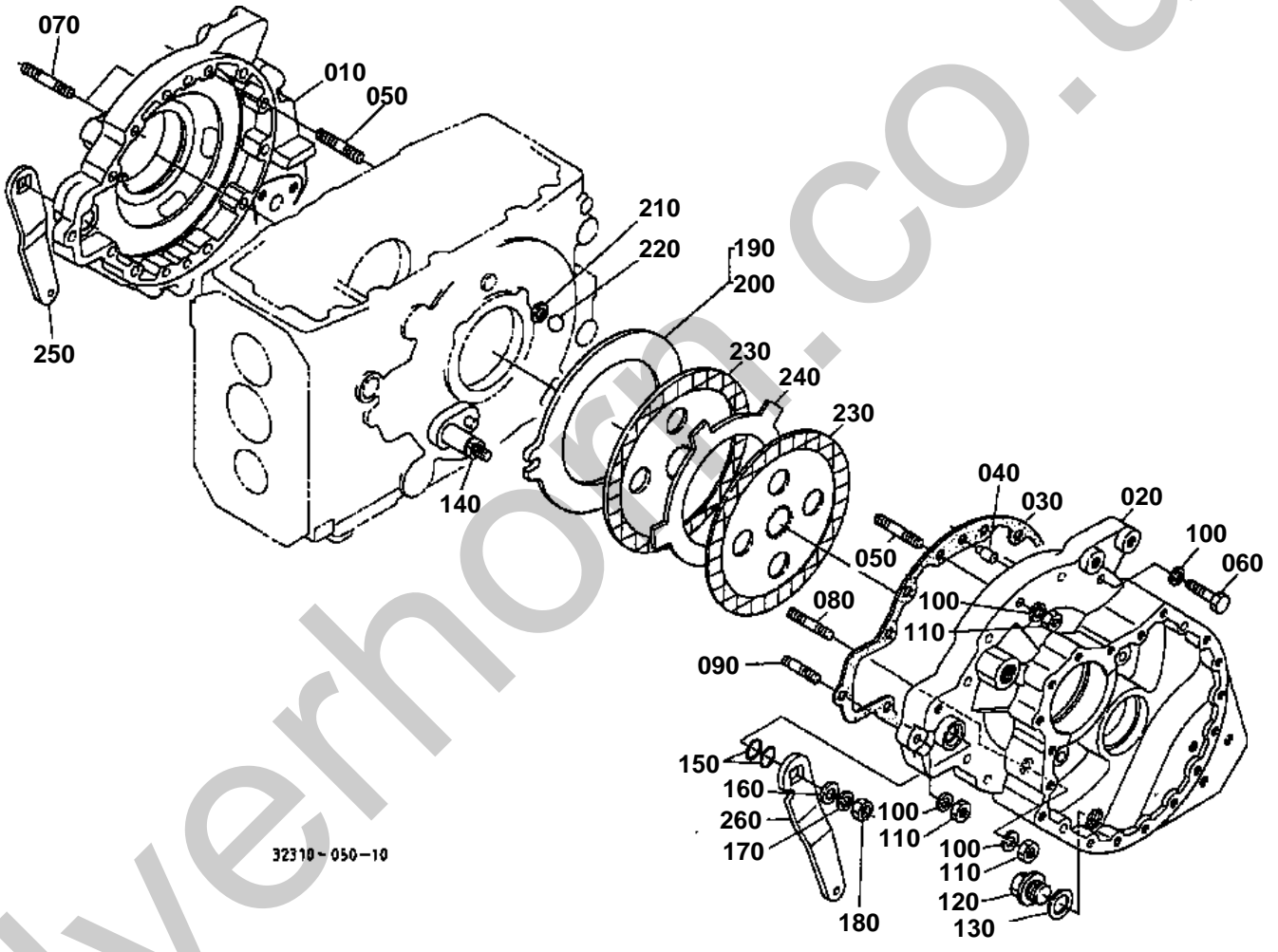
REAR WHEEL (355/80-D20)



**REAR WHEEL (355/80-D20)**

↔ Interchangeable; ≠ not interchangeable; ← new for old; → old for new

REF.No	Part No.	Description	Q'ty	S.No.	I/C	REMARKS	Weight (kgf)	Weight (lb)
010	32400-27700	ASSY REAR WHEEL	1				0	0
020	32400-27710	ASSY REAR WHEEL	1				0	0
030	36346-49300	ASSY TIRE-TUBE	1				0	0
040	36346-49310	TIRE REAR	1				40	88
050	36346-49320	TUBE TIRE	1				7.8	17.16
060	38240-11690	CAP VALVE	1				0.001	0.0022
070	32150-27700	ASSY VALVE	1				0.001	0.0022
080	32150-27740	CORE VALVE	1				0.003	0.0066
090	32270-27710	NUT RIM	1				0.006	0.0132
100	32400-27950	WHEEL	1				0	0
110	32400-27870	LABEL TIRE LH	1				0.005	0.011
120	32400-27720	ASSY REAR WHEEL RH	1				0	0
130	36346-49300	ASSY TIRE-TUBE	1				0	0
140	36346-49310	TIRE REAR	1				40	88
150	36346-49320	TUBE TIRE	1				7.8	17.16
160	38240-11690	CAP VALVE	1				0.001	0.0022
170	32150-27700	ASSY VALVE	1				0.001	0.0022
180	32150-27740	CORE VALVE	1				0.003	0.0066
190	32270-27710	NUT RIM	1				0.006	0.0132
200	32400-27950	WHEEL	1				0	0
210	32400-27880	LABEL TIRE RH	1				0.005	0.011
220	01073-51630	BOLT	8				0.079	0.1738
230	02076-50160	NUT	4				0.03	0.066
240	01517-51632	STUD	4				0.076	0.1672
250	04512-60160	WASHER SPRING	12				0.01	0.022



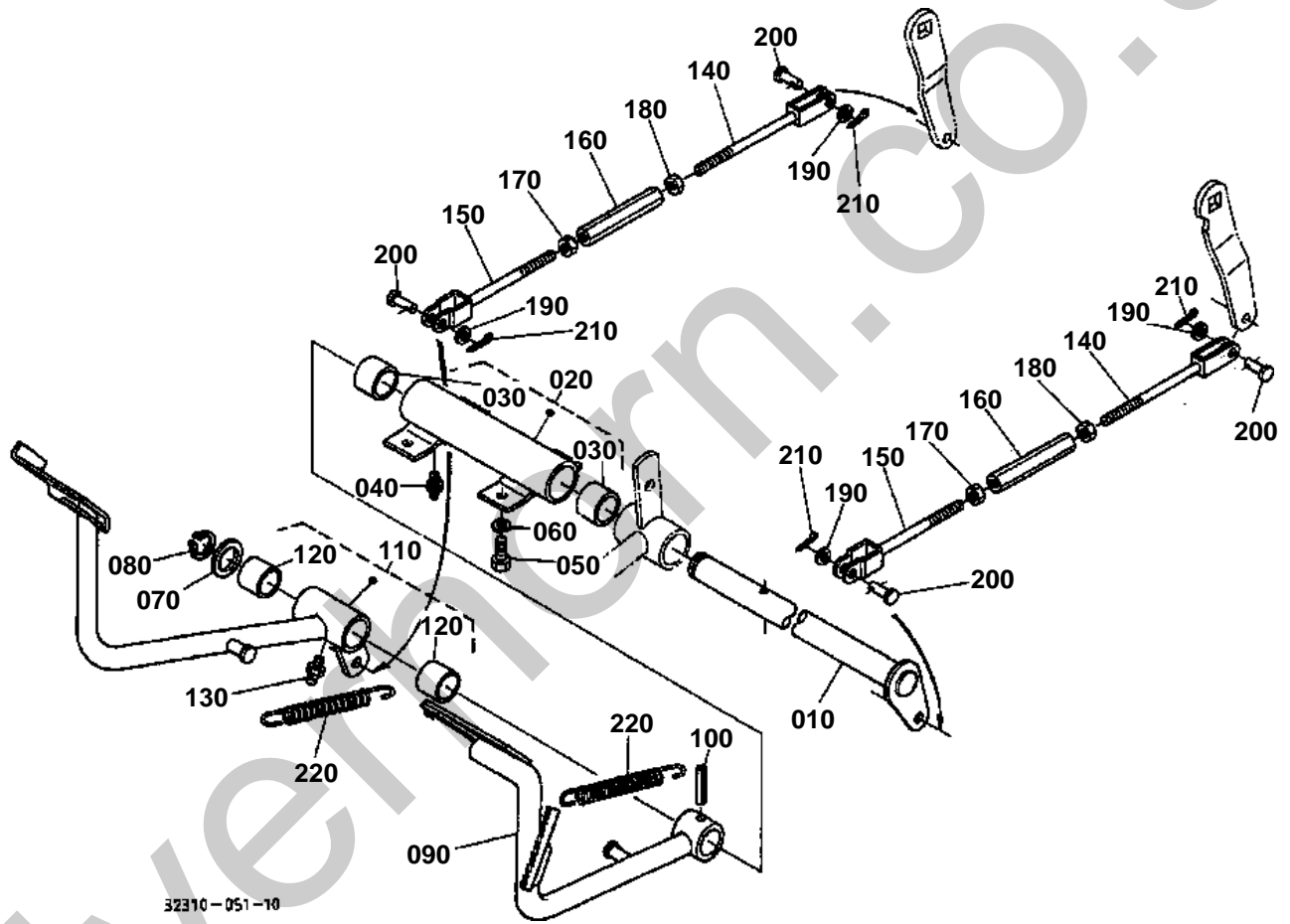
32310-050-10

**BRAKE**

↔ Interchangeable; ≠ not interchangeable; ← new for old; → old for new

REF.No	Part No.	Description	Q'ty	S.No.	I/C	REMARKS	Weight (kgf)	Weight (lb)
010	31341-28130	CASE BRAKE RH	1	≤64688			0	0
010	31341-28135	CASE BRAKE RH	1	≥64689	←		15.4	33.88
020	31341-28152	CASE BRAKE LH	1	≤64688			0	0
020	31341-28154	CASE BRAKE LH	1	≥64689	←		15	33
030	32425-28160	GASKET	2				0.02	0.044
040	37150-27370	PIN STRAIGHT	4				0.009	0.0198
050	37150-27350	STUD	4				0.06	0.132
060	01173-51260	BOLT	9				0.06	0.132
070	31339-23150	STUD	2				0.715	1.573
080	01574-61260	STUD	8				0.05	0.11
090	01574-51235	STUD	2				0	0
100	04512-50120	WASHER SPRING	26				0	0
110	02176-50120	NUT	16				0.01	0.022
120	06331-35012	PLUG	2				0.022	0.0484
130	04717-01200	WASHER WITH RUBBER	2				0.002	0.0044
140	31351-28210	CAM BRAKE	2				0.35	0.77
150	04811-00220	O RING	4				0.001	0.0022
160	04015-60120	WASHER PLAIN	2				0.022	0.0484
170	04512-50120	WASHER SPRING	2				0	0
180	02174-50120	NUT	2				0.01	0.022
190	37150-28240	PLATE CAM LH	1				1.13	2.486
200	37150-28270	PLATE CAM RH	1				1.08	2.376
210	37150-28250	SEAT BALL	12				0.003	0.0066
220	07715-00805	BALL	12				0.016	0.0352
230	37150-28200	DISK BRAKE	4				0.774	1.7028
240	37720-28170	PLATE	2				0.422	0.9284
250	37150-28224	LEVER BRAKE CAM RH	1				0.32	0.704
260	37150-28234	LEVER BRAKE CAM LH	1				0.3	0.66

BRAKE PEDAL



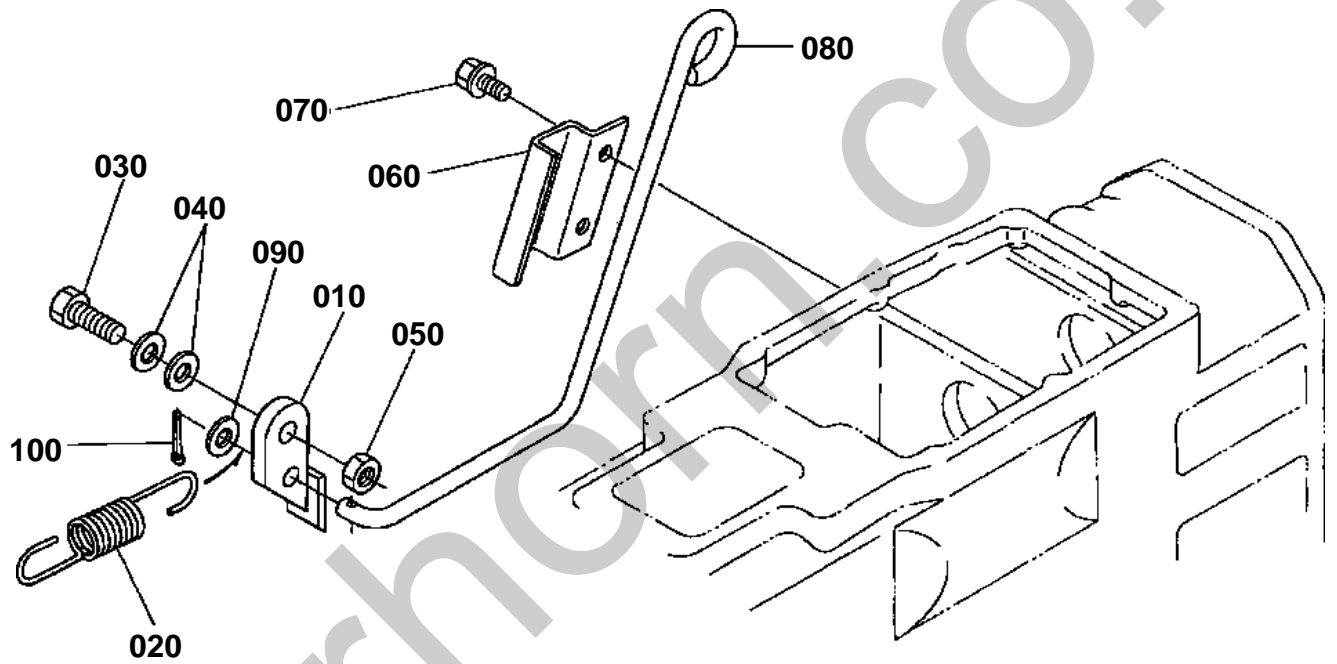
32310-051-10

**BRAKE PEDAL**

↔ Interchangeable; ≠ not interchangeable; ← new for old; → old for new

REF.No	Part No.	Description	Q'ty	S.No.	I/C	REMARKS	Weight (kgf)	Weight (lb)
010	37150-28410	SHAFT BRAKE PEDAL	1				1.43	3.146
020	37150-28420	SUPPORT PEDAL SHAFT	1				0.95	2.09
030	34150-28430	BUSH	2				0.04	0.088
040	06613-10675	NIPPLE GREASE	1				0.003	0.0066
050	01173-51018	BOLT	4				0.018	0.0396
060	04512-60100	WASHER SPRING	4				0.002	0.0044
070	32150-28460	COLLAR	1				0.007	0.0154
080	04612-00250	CIRCLIP EXTERNAL	1				0.002	0.0044
090	35260-28610	PEDAL BRAKE LH	1				1.36	2.992
100	05411-00840	PIN SPRING	1				0.008	0.0176
110	35260-28620	PEDAL BRAKE RH	1				1.34	2.948
120	34150-28430	BUSH	2				0.04	0.088
130	06613-10675	NIPPLE GREASE	1				0.003	0.0066
140	35110-28930	ROD BRAKE	2				0.165	0.363
150	37720-28940	ROD BRAKE	2				0.2	0.44
160	37720-28980	TURNBUCKLE	2				0.099	0.2178
170	37720-28990	NUT	2				0.008	0.0176
180	02172-50120	NUT	2				0.01	0.022
190	04012-50080	WASHER PLAIN	4				0.001	0.0022
200	05112-50822	PIN JOINT	4				0.01	0.022
210	05511-50215	PIN SPLIT	4				0.001	0.0022
220	37150-15840	SPRING	2				0.06	0.132

PARKING BRAKE LEVER



32310-052-10

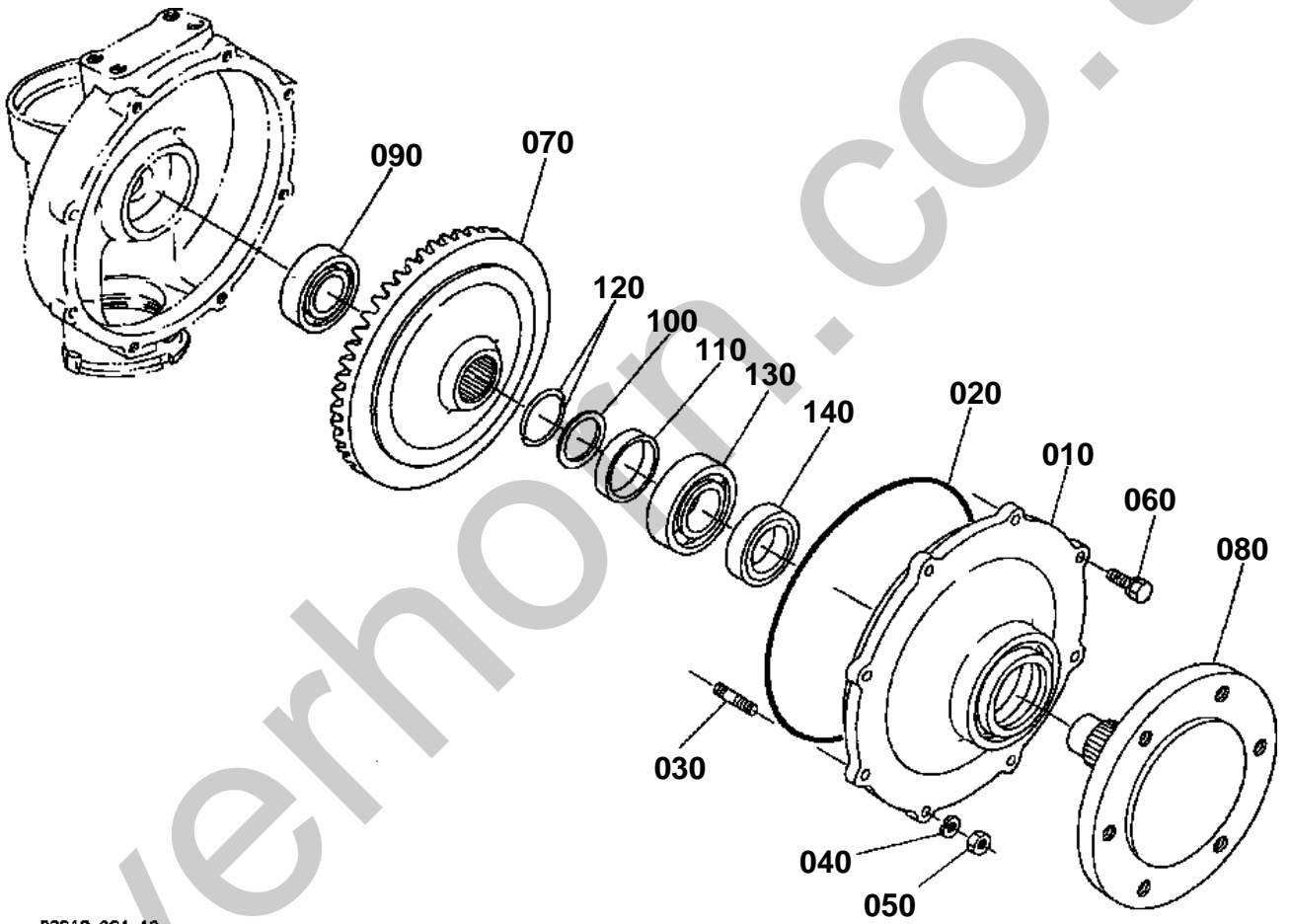


PARKING BRAKE LEVER

↔ Interchangeable; ≠ not interchangeable; ← new for old; → old for new

REF.No	Part No.	Description	Q'ty	S.No.	I/C	REMARKS	Weight (kgf)	Weight (lb)
010	34150-28810	RATCHET	1				0.045	0.099
020	37150-28850	SPRING	1				0.005	0.011
030	34150-28820	BOLT	1				0.04	0.088
040	04011-50120	WASHER PLAIN	2				0.005	0.011
050	02174-50120	NUT	1				0.01	0.022
060	34150-28880	GUIDE RATCHET	1				0.04	0.088
070	01754-50812	BOLT FLANGE	2				0.01	0.022
080	34150-28870	ROD RATCHET	1				0.09	0.198
090	04012-50060	WASHER PLAIN	1				0.001	0.0022
100	05511-50212	PIN SPLIT	1				0.001	0.0022

FRONT AXLE



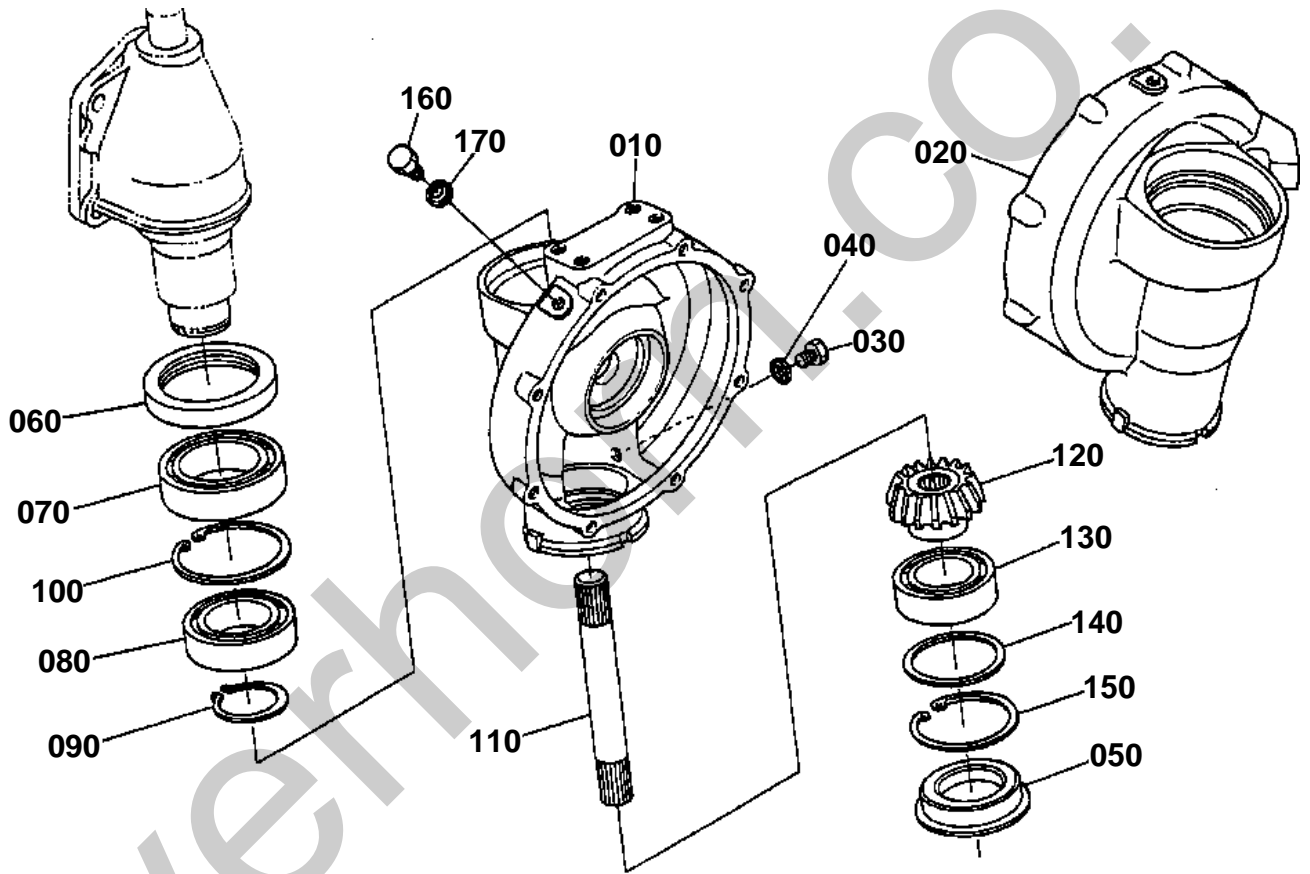
32310-061-10

**FRONT AXLE**

↔ Interchangeable; ≠ not interchangeable; ← new for old; → old for new

REF.No	Part No.	Description	Q'ty	S.No.	I/C	REMARKS	Weight (kgf)	Weight (lb)
010	31353-44110	FLANGE AXLE	2				3	6.6
020	31353-44130	O RING	2				0.01	0.022
030	01513-50825	STUD	4				0	0
040	04512-60080	WASHER SPRING	4				0.002	0.0044
050	02156-50080	NUT	4				0.004	0.0088
060	01123-50825	BOLT	12				0.013	0.0286
070	31333-43940	GEAR BEVEL	2			40T	3.71	8.162
080	31353-43960	AXLE	2				4	8.8
090	08101-06206	BEARING BALL	2				0.196	0.4312
100	37650-43670	COLLAR THRUST	2				0.01	0.022
110	37720-43690	COLLAR	2				0.038	0.0836
120	37650-43680	CIR-CLIP	4				0	0
130	08101-06207	BEARING BALL	2				0.282	0.6204
140	37650-43530	SEAL OIL	2				0.062	0.1364

FRONT AXLE CASE



32310-062-10

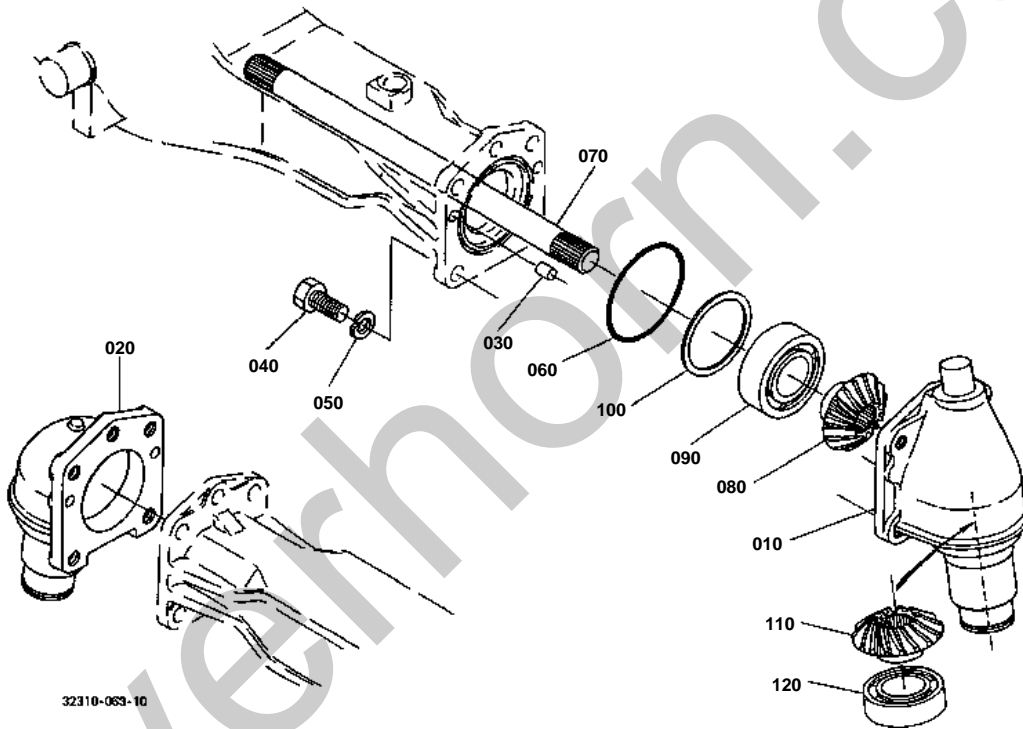


FRONT AXLE CASE

↔ Interchangeable; ≠ not interchangeable; ← new for old; → old for new

REF.No	Part No.	Description	Q'ty	S.No.	I/C	REMARKS	Weight (kgf)	Weight (lb)
010	35000-43822	CASE AXLE LH	1				9	19.8
020	35000-43832	CASE AXLE RH	1				8.4	18.48
030	06331-35012	PLUG	2				0.022	0.0484
040	04717-01200	WASHER WITH RUBBER	2				0.002	0.0044
050	31353-43850	PLUG	2				0.075	0.165
060	31353-43874	SEAL OIL	2	<=52974			0	0
060	31353-43876	SEAL OIL	2	>=52975	←		0	0
070	08101-06012	BEARING BALL	2				0.41	0.902
080	08101-06010	BEARING BALL	2				0.262	0.5764
090	04612-00500	CIRCLIP EXTERNAL	2				0.009	0.0198
100	04611-00800	CIR CLIP INTERNAL	2				0.02	0.044
110	31353-43910	SHAFT BEVEL GEAR	2				0.67	1.474
120	31333-43930	GEAR BEVEL	2			12T	0.68	1.496
130	08101-06009	BEARING BALL	2				0.22	0.484
140	31353-43460	SHIM	2			0.80MM	0.01	0.022
140	31353-43480	SHIM	2			1.20MM	0.015	0.033
140	31353-44030	SHIM	2			1.60MM	0.02	0.044
140	31353-44040	SHIM	2			1.80MM	0.02	0.044
140	31353-44050	SHIM	2			2.00MM	0.02	0.044
140	31353-44060	SHIM	2			2.30MM	0.025	0.055
140	31353-44070	SHIM	2			2.60MM	0.04	0.088
150	04611-00750	CIR CLIP INTERNAL	2				0.019	0.0418
160	06331-35010	PLUG	2				0.012	0.0264
170	04717-01000	WASHER WITH RUBBER	2				0.001	0.0022

DIFFERENTIAL GEAR SHAFT



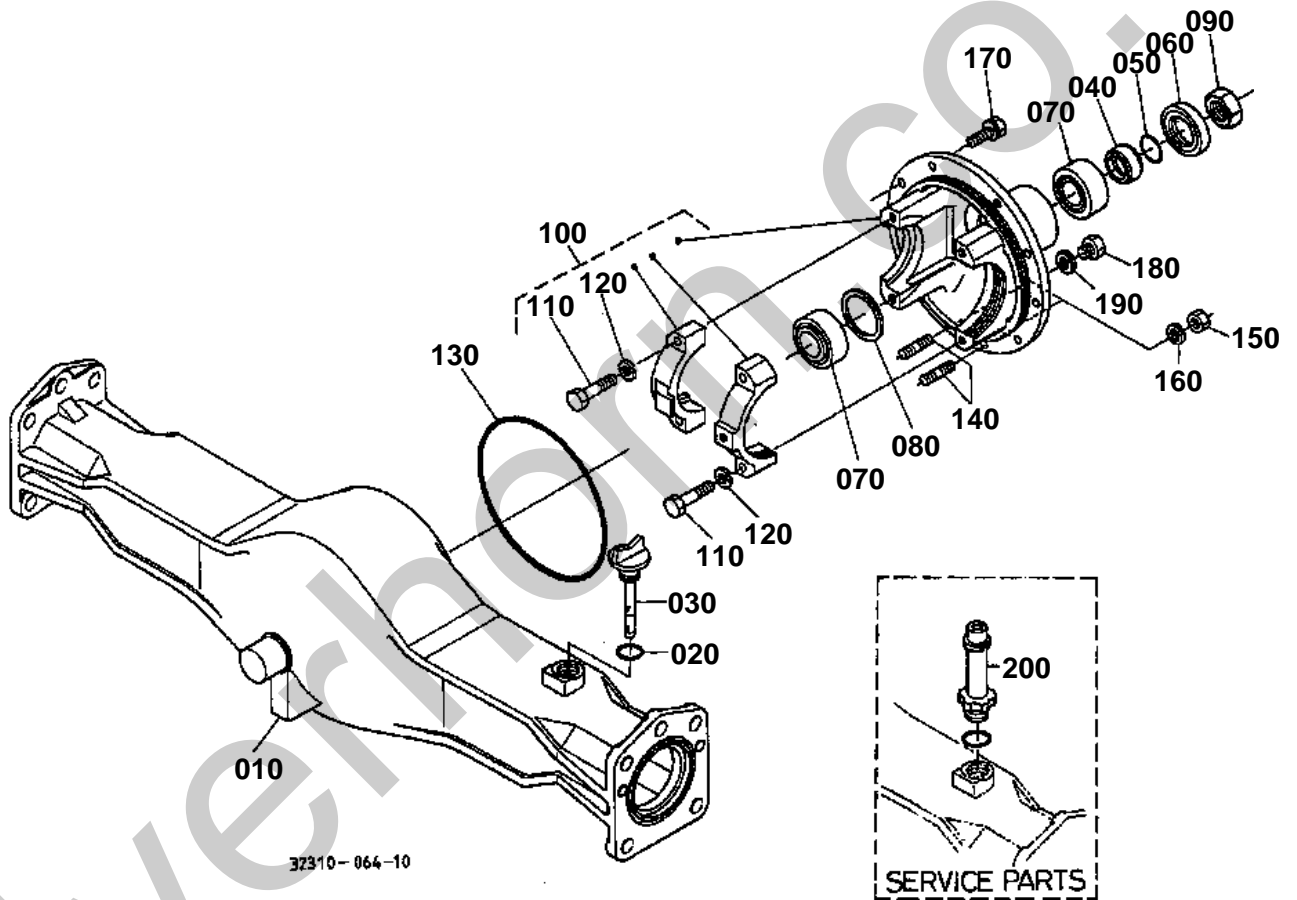


DIFFERENTIAL GEAR SHAFT

↔ Interchangeable; ≠ not interchangeable; ← new for old; → old for new

REF.No	Part No.	Description	Q'ty	S.No.	I/C	REMARKS	Weight (kgf)	Weight (lb)
010	35010-43620	CASE BEVEL GEAR	1				0	0
020	31353-43614	CASE BEVEL GEAR	1				0	0
030	31353-43880	PIN STRAIGHT	4				0.02	0.044
040	01176-51435	BOLT	10				0.056	0.1232
050	04512-60140	WASHER SPRING	10				0.006	0.0132
060	04811-10850	O RING	2				0.002	0.0044
070	32410-43630	SHAFT DIFF.GEAR LH	2				1.33	2.926
080	31353-43650	GEAR BEVEL	2			13T	0.46	1.012
090	08101-06208	BEARING BALL	2				0.355	0.781
100	31353-43750	SHIM	2			0.40MM	0.008	0.0176
100	31353-43760	SHIM	2			0.60MM	0.01	0.022
100	31353-43770	SHIM	2			0.80MM	0.015	0.033
100	31353-43780	SHIM	2			1.00MM	0.014	0.0308
100	31353-43790	SHIM	2			1.20MM	0.015	0.033
110	31353-43660	GEAR BEVEL	2			15T	0.5	1.1
120	36920-40090	BEARING BALL	2				0.1	0.22

FRONT DIFFERENTIAL CASE



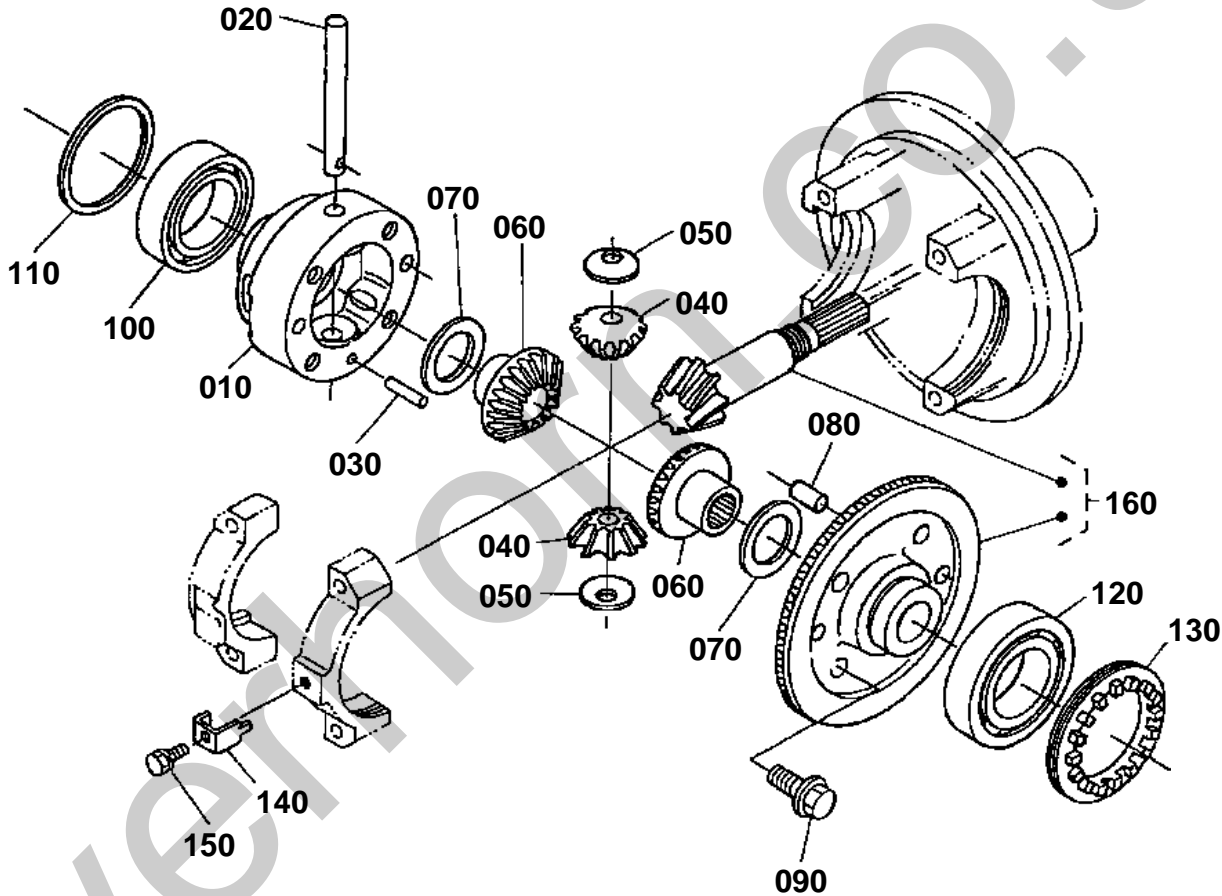


FRONT DIFFERENTIAL CASE

↔ Interchangeable; ≠ not interchangeable; ← new for old; → old for new

REF.No	Part No.	Description	Q'ty	S.No.	I/C	REMARKS	Weight (kgf)	Weight (lb)
010	32410-43110	CASE FRONT AXLE	1				15	33
020	04811-00180	O RING	1				0.001	0.0022
030	31353-43122	GAUGE OIL	1				0.015	0.033
040	31353-43220	COLLAR SEAL	1				0.035	0.077
050	04811-10250	O RING	1				0.001	0.0022
060	09500-32528	SEAL OIL	1				0.017	0.0374
070	31353-43240	ROLLER TAPER	2				0.23	0.506
080	31353-43140	SHIM	1			0.40MM	0.003	0.0066
080	31353-43150	SHIM	1			0.60MM	0.001	0.0022
080	31353-43160	SHIM	1			0.80MM	0.01	0.022
080	31353-43170	SHIM	1			1.00MM	0.006	0.0132
080	31353-43180	SHIM	1			1.20MM	0.003	0.0066
090	35260-23252	NUT	1				0.04	0.088
100	31353-43260	ASSY CASE PINION BRG	1				5	11
110	01173-51040	BOLT	4				0.028	0.0616
120	04512-60100	WASHER SPRING	4				0.002	0.0044
130	31353-43250	O RING	1				0.005	0.011
140	01517-61022	STUD	2				0.019	0.0418
150	02176-50100	NUT	2				0.005	0.011
160	04512-60100	WASHER SPRING	2				0.002	0.0044
170	01133-51025	BOLT	8				0.023	0.0506
180	06331-35012	PLUG	1				0.022	0.0484
190	04717-01200	WASHER WITH RUBBER	1				0.002	0.0044
200	35080-99700	KIT BREATHER	1			SERVICE PARTS	0.03	0.066

FRONT DIFFERENTIAL



32430-078-10

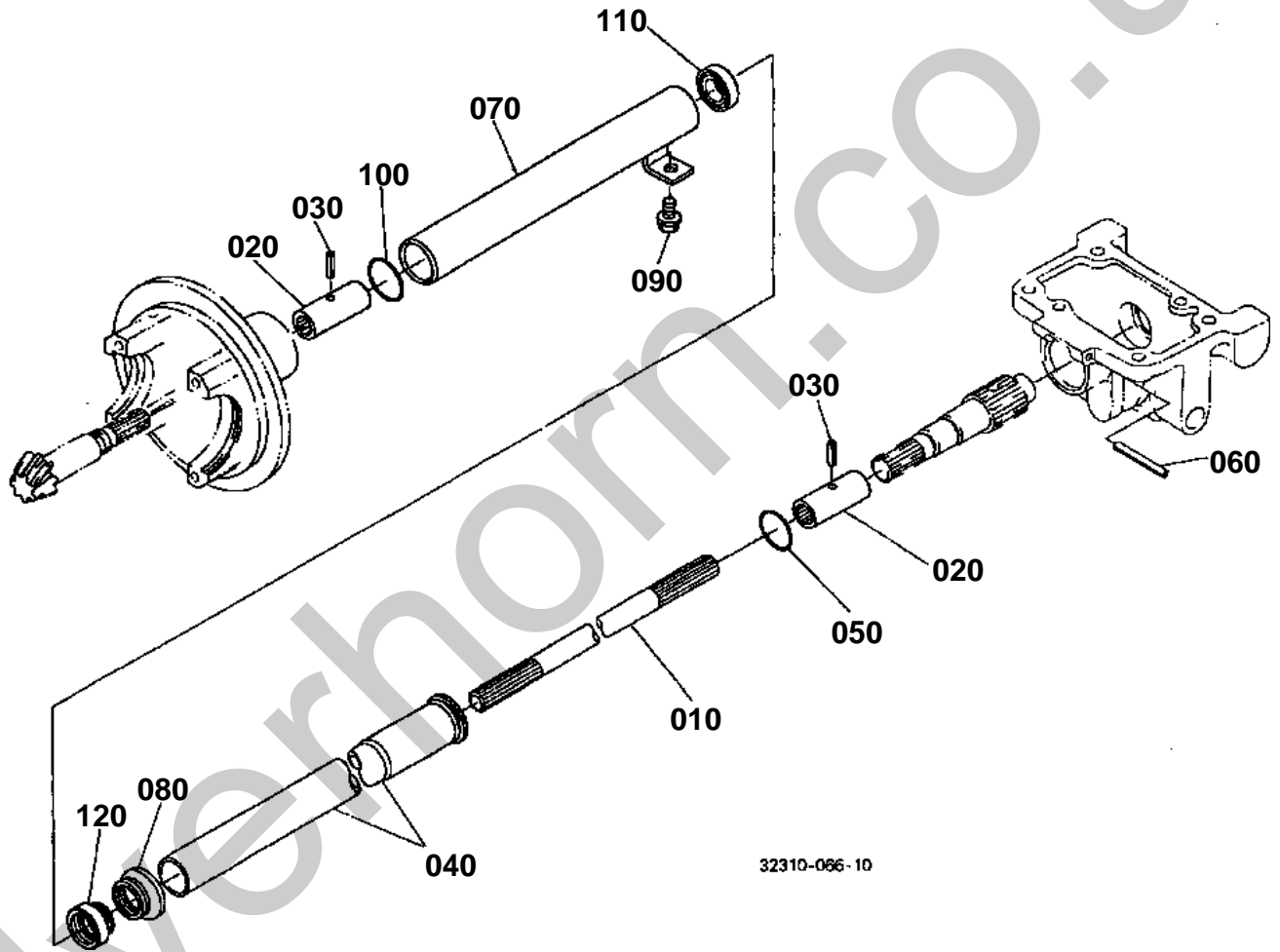


FRONT DIFFERENTIAL

↔ Interchangeable; ≠ not interchangeable; ← new for old; → old for new

REF.No	Part No.	Description	Q'ty	S.No.	I/C	REMARKS	Weight (kgf)	Weight (lb)
010	31353-43312	CASE DIFFERENTIAL	1				1.62	3.564
020	31353-43330	SHAFT PINION	1				0.13	0.286
030	05012-00628	PIN STRAIGHT	1				0.006	0.0132
040	31353-43343	PINION DIFF.	2				0.1	0.22
050	67121-56670	COLLAR PINION THRUST	2				0.006	0.0132
060	31353-43353	GEAR DIFF.SIDE	2				0.19	0.418
070	67211-15160	SHIM	2			1.00MM	0.01	0.022
070	67211-15170	SHIM	2			0.80MM	0.008	0.0176
070	67211-15180	SHIM	2			1.20MM	0.01	0.022
070	31353-43360	SHIM	2			0.60MM	0.01	0.022
070	31353-43370	SHIM	2			0.40MM	0.01	0.022
080	31353-43413	PIN STRAIGHT	2				0.01	0.022
090	36280-42320	BOLT	4				0.042	0.0924
100	08101-06009	BEARING BALL	1				0.22	0.484
110	31353-43440	SHIM	1			0.40MM	0.005	0.011
110	31353-43450	SHIM	1			0.60MM	0.01	0.022
110	31353-43460	SHIM	1			0.80MM	0.01	0.022
110	31353-43470	SHIM	1			1.00MM	0.01	0.022
110	31353-43480	SHIM	1			1.20MM	0.015	0.033
120	08101-06209	BEARING BALL	1				0.42	0.924
130	31353-43510	SCREW ADJUSTING	1				0.16	0.352
140	31353-43530	WASHER LOCK	1				0.012	0.0264
150	01023-50610	BOLT	1				0.005	0.011
160	31353-99120	ASSY GEAR BEVEL	1			7-34T	2.3	5.06

PROPELLER SHAFT



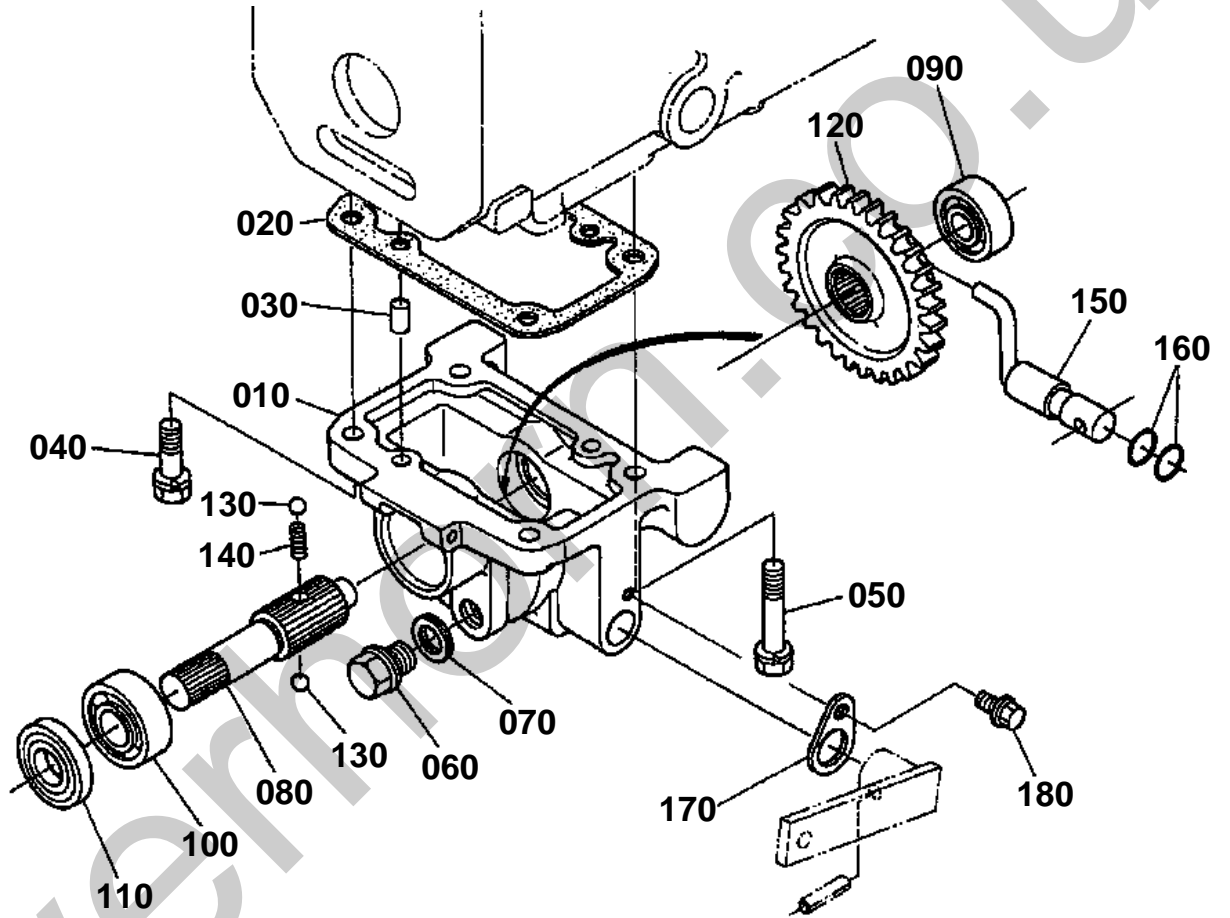


PROPELLER SHAFT

↔ Interchangeable; ≠ not interchangeable; ← new for old; → old for new

REF.No	Part No.	Description	Q'ty	S.No.	I/C	REMARKS	Weight (kgf)	Weight (lb)
010	32400-44520	SHAFT PROPELLER	1				2.4	5.28
020	31353-44520	COUPLING	2	<=59999			0	0
020	T0070-14710	COUPLING	2	>=60001	↔		0.16	0.352
030	05411-00430	PIN SPRING	2				0.002	0.0044
040	32400-44540	COVER SHAFT	1				1.03	2.266
050	04811-00410	O RING	1				0.002	0.0044
060	05411-00560	PIN SPRING	1				0.006	0.0132
070	35010-44550	COVER SHAFT	1				0.55	1.21
080	31353-44570	SEAL	1				0.005	0.011
090	01774-51016	BOLT FLANGE	1				0.02	0.044
100	04811-00420	O RING	1				0.002	0.0044
110	08141-06904	BEARING BALL	1				0.05	0.11
120	32430-44590	RING OUTER	1				0.01	0.022

FRONT WHEEL DRIVE CASE



32310-067-10

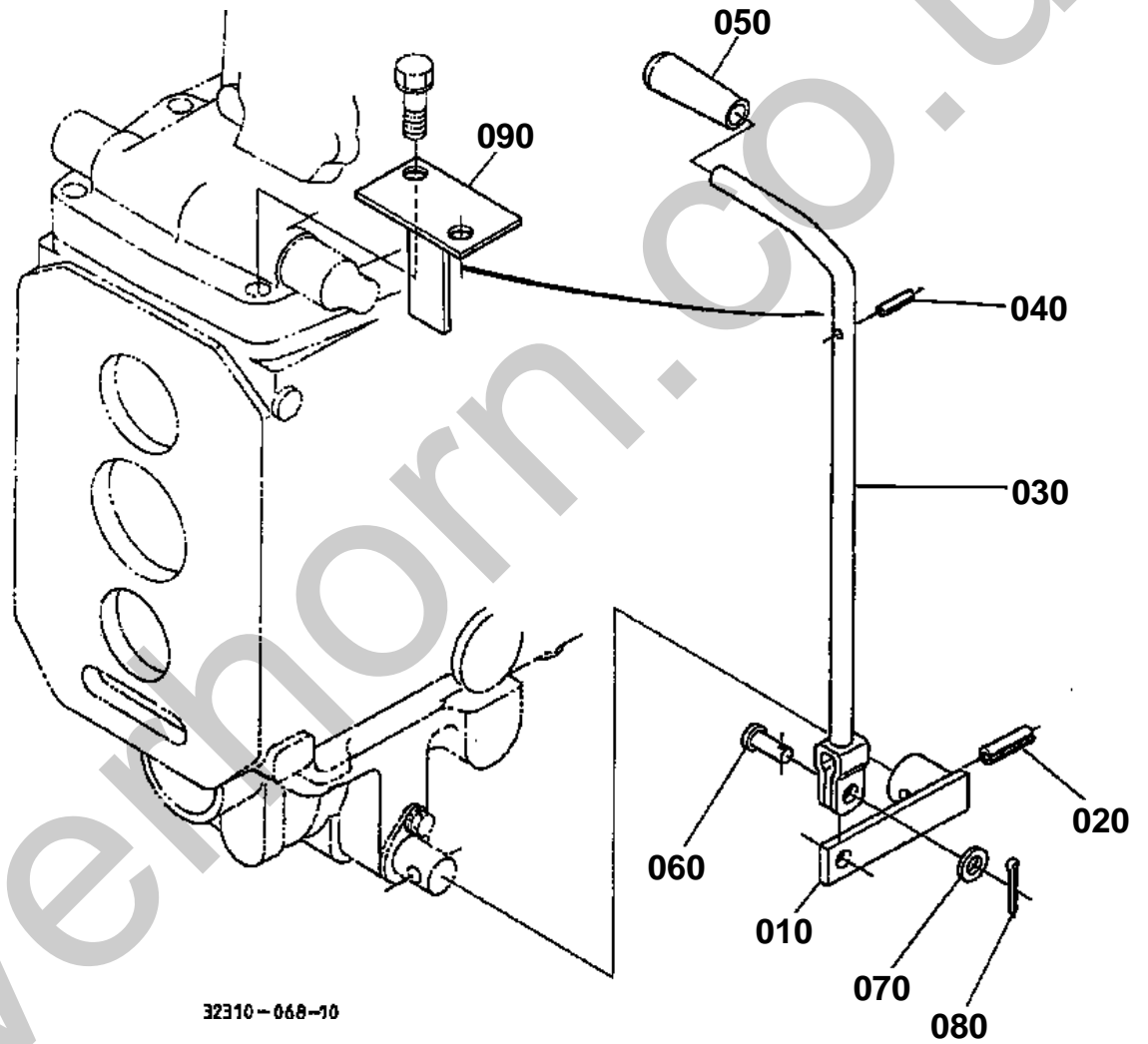


FRONT WHEEL DRIVE CASE

↔ Interchangeable; ≠ not interchangeable; ← new for old; → old for new

REF.No	Part No.	Description	Q'ty	S.No.	I/C	REMARKS	Weight (kgf)	Weight (lb)
010	31353-44210	CASE DRIVE	1				0.9	1.98
020	32425-21280	GASKET	1				0.01	0.022
030	05012-01018	PIN STRAIGHT	2				0.012	0.0264
040	01133-51235	BOLT	2				0.05	0.11
050	01133-51260	BOLT	2				0.06	0.132
060	15512-96010	PLUG DRAIN	1				0.101	0.2222
070	04717-02150	WASHER WITH RUBBER	1				0.004	0.0088
080	31353-44220	SHAFT	1				0.375	0.825
090	08101-06203	BEARING BALL	1				0.063	0.1386
100	08101-06204	BEARING BALL	1				0.102	0.2244
110	09502-04710	SEAL OIL	1				0.022	0.0484
120	31343-44230	GEAR SHIFT	1			33T	0.565	1.243
130	07715-01605	BALL	2				0.003	0.0066
140	31353-44250	SPRING	1				0.015	0.033
150	31353-44310	LEVER SHIFT	1				0.16	0.352
160	04811-00150	O RING	2				0.001	0.0022
170	31353-44330	STOPPER LEVER	1				0.01	0.022
180	01754-50816	BOLT FLANGE	1				0.011	0.0242

FRONT WHEEL DRIVE LEVER



32310-068-10

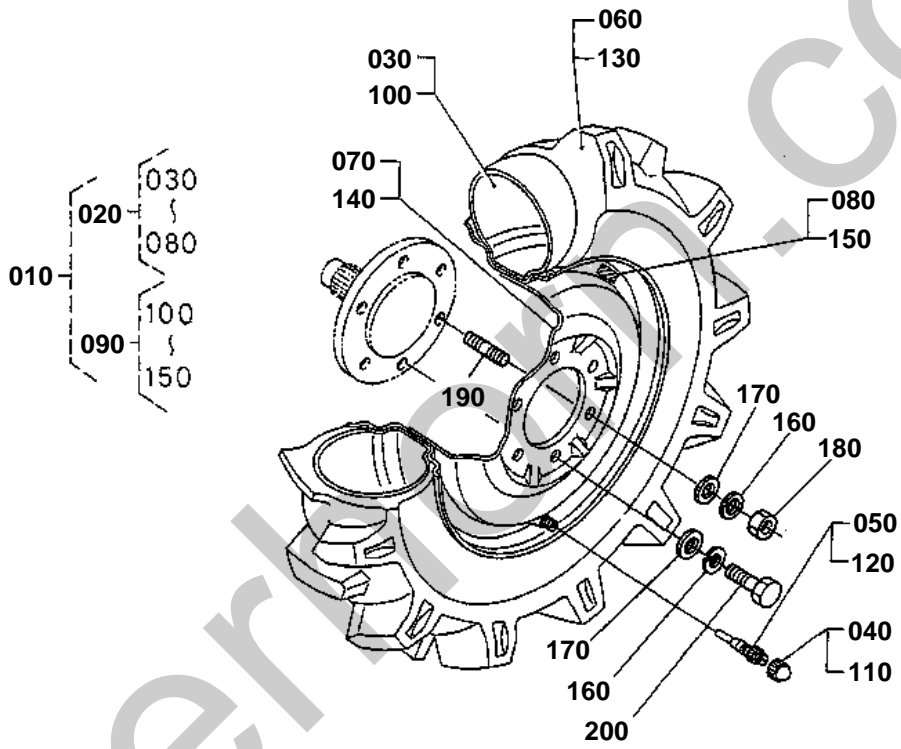


FRONT WHEEL DRIVE LEVER

↔ Interchangeable; ≠ not interchangeable; ← new for old; → old for new

REF.No	Part No.	Description	Q'ty	S.No.	I/C	REMARKS	Weight (kgf)	Weight (lb)
010	35010-44360	LEVER CHANGE	1				0.2	0.44
020	05411-00625	PIN SPRING	1				0.004	0.0088
030	35010-44402	LEVER	1				0	0
040	05411-00425	PIN SPRING	1				0.001	0.0022
050	06914-00120	GRIP LEVER	1				0.018	0.0396
060	05122-51022	PIN JOINT	1				0.014	0.0308
070	04013-50100	WASHER PLAIN	1				0	0
080	05511-50318	PIN SPLIT	1				0.001	0.0022
090	32400-45732	GUIDE LEVER	1				0.14	0.308

FRONT WHEEL (6-14)



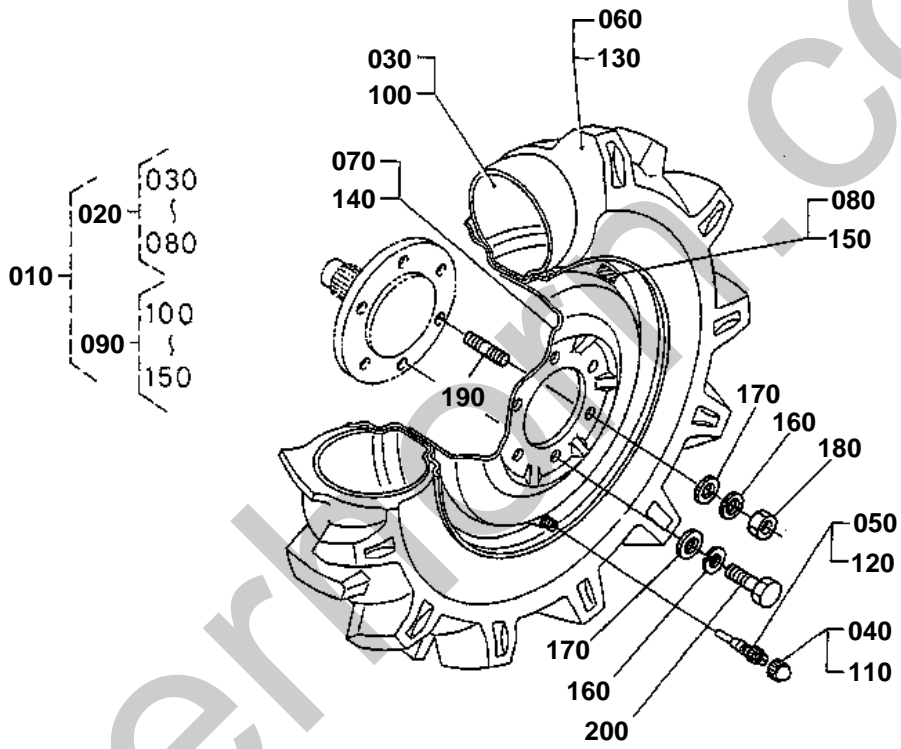
32310-069-10

**FRONT WHEEL (6-14)**

↔ Interchangeable; ≠ not interchangeable; ← new for old; → old for new

REF.No	Part No.	Description	Q'ty	S.No.	I/C	REMARKS	Weight (kgf)	Weight (lb)
010	35010-43700	ASSY FRONT WHEEL	1				38.3	84.26
020	35010-43710	ASSY FRONT WHEEL RH	1				19.25	42.35
030	95016-11120	TUBE	1				0.77	1.694
040	38240-11690	CAP VALVE	1				0.001	0.0022
050	32150-27740	CORE VALVE	1				0.003	0.0066
060	38380-43740	TIRE	1				8.8	19.36
070	35010-43730	WHEEL	1				9	19.8
080	35010-43770	LABEL TIRE RH	1				0.005	0.011
090	35010-43720	ASSY FRONT WHEEL LH	1				0	0
100	95016-11120	TUBE	1				0.77	1.694
110	38240-11690	CAP VALVE	1				0.001	0.0022
120	32150-27740	CORE VALVE	1				0.003	0.0066
130	38380-43740	TIRE	1				8.8	19.36
140	35010-43730	WHEEL	1				9	19.8
150	35010-43780	LABEL TIRE RH	1				0.001	0.0022
160	04512-60140	WASHER SPRING	12				0.006	0.0132
170	04013-60140	WASHER PLAIN	12				0.01	0.022
180	02176-50140	NUT	4				0.014	0.0308
190	35450-49160	STUD	4				0.05	0.11
200	01173-51430	BOLT	8				0.052	0.1144

FRONT WHEEL (7-16)



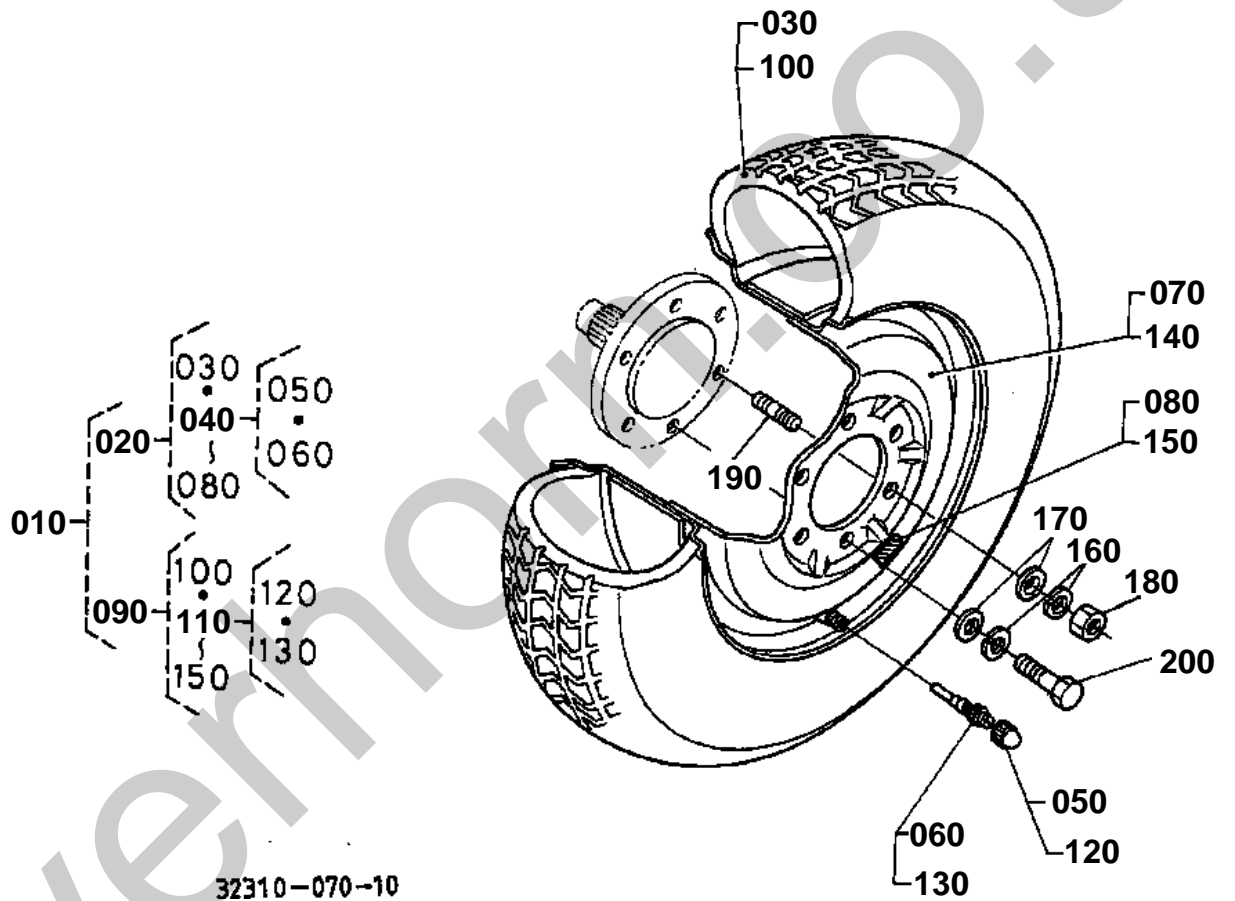
32310-069-10

**FRONT WHEEL (7-16)**

↔ Interchangeable; ≠ not interchangeable; ← new for old; → old for new

REF.No	Part No.	Description	Q'ty	S.No.	I/C	REMARKS	Weight (kgf)	Weight (lb)
010	32470-43700	ASSY FRONT WHEEL	1				46	101.2
020	32470-43710	ASSY FRONT WHEEL RH	1				22.7	49.94
030	35220-43750	TUBE	1				1.13	2.486
040	38240-11690	CAP VALVE	1				0.001	0.0022
050	32150-27740	CORE VALVE	1				0.003	0.0066
060	38440-43740	TIRE	1				9.66	21.252
070	32470-43730	WHEEL	1				11.48	25.256
080	32470-43770	LABEL TIRE RH	1				0.001	0.0022
090	32470-43720	ASSY FRONT WHEEL LH	1				22.7	49.94
100	35220-43750	TUBE	1				1.13	2.486
110	38240-11690	CAP VALVE	1				0.001	0.0022
120	32150-27740	CORE VALVE	1				0.003	0.0066
130	38440-43740	TIRE	1				9.66	21.252
140	32470-43730	WHEEL	1				11.48	25.256
150	32470-43780	LABEL TIRE LH	1				0.001	0.0022
160	04512-60140	WASHER SPRING	12				0.006	0.0132
170	04013-60140	WASHER PLAIN	12				0.01	0.022
180	02176-50140	NUT	4				0.014	0.0308
190	35450-49160	STUD	4				0.05	0.11
200	01173-51430	BOLT	8				0.052	0.1144

FRONT WHEEL (24X8.50-14)



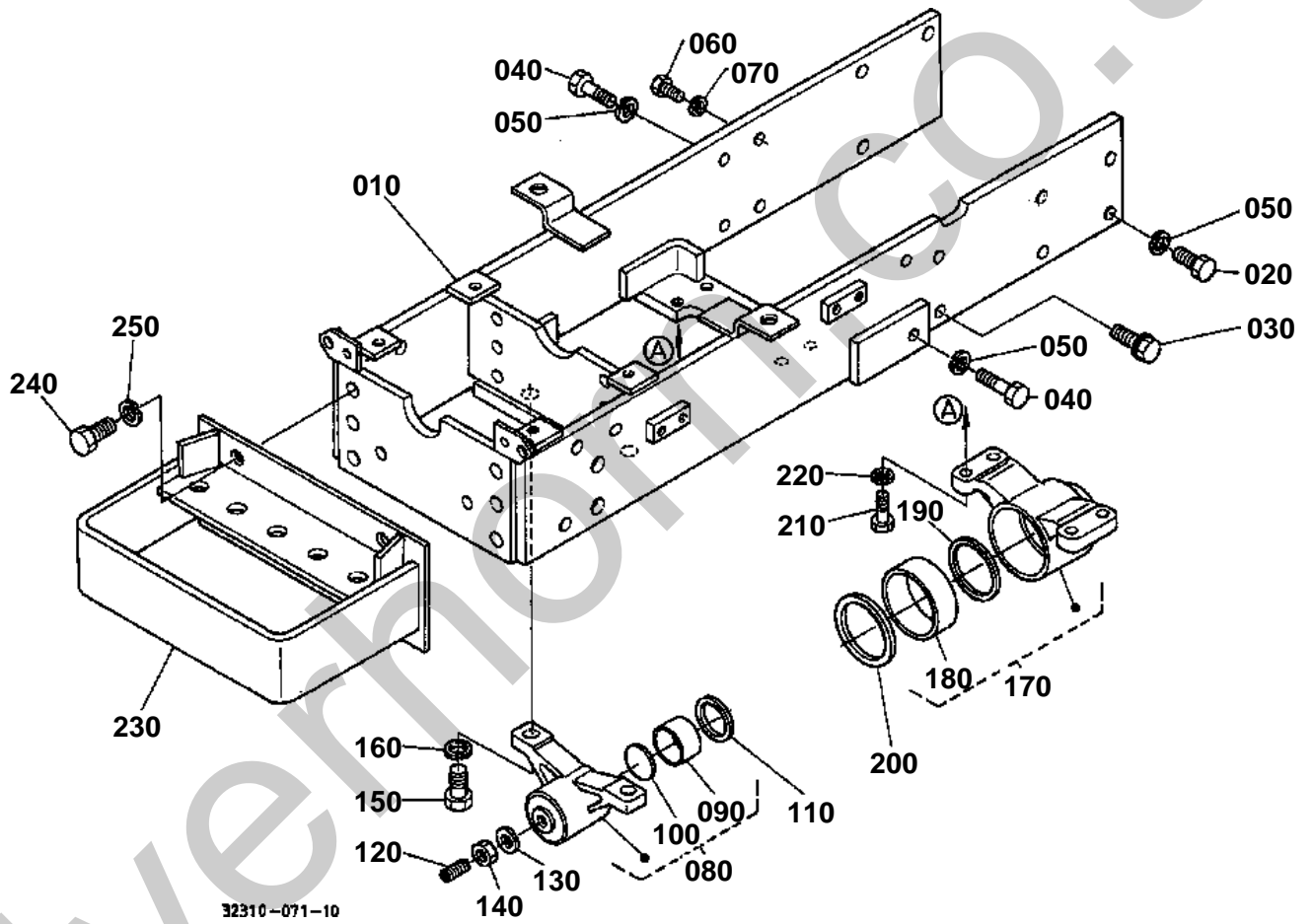


FRONT WHEEL (24X8.50-14)

↔ Interchangeable; ≠ not interchangeable; ← new for old; → old for new

REF.No	Part No.	Description	Q'ty	S.No.	I/C	REMARKS	Weight (kgf)	Weight (lb)
010	32400-11500	ASSY FRONT WHEEL	1				36	79.2
020	32400-11510	ASSY FRONT WHEEL RH	1				8	17.6
030	32410-11540	TIRE	1				5	11
040	34159-11850	VALVE TIRE	1				0.013	0.0286
050	38240-11690	CAP VALVE	1				0.001	0.0022
060	32150-27740	CORE VALVE	1				0.003	0.0066
070	32470-11840	ASSY WHEEL	1				10.8	23.76
080	32400-11680	LABEL TIRE RH	1	<=50433			0.005	0.011
080	32400-11700	LABEL TIRE RH	1	>=50434	≠		0	0
090	32400-11520	ASSY FRONT WHEEL LH	1				8	17.6
100	32410-11540	TIRE	1				5	11
110	34159-11850	VALVE TIRE	1				0.013	0.0286
120	38240-11690	CAP VALVE	1				0.001	0.0022
130	32150-27740	CORE VALVE	1				0.003	0.0066
140	32470-11840	ASSY WHEEL	1				10.8	23.76
150	32400-11670	LABEL TIRE LH	1	<=50433			0.005	0.011
150	32400-11690	LABEL TIRE LH	1	>=50434	≠		0	0
160	04512-60140	WASHER SPRING	12				0.006	0.0132
170	04013-60140	WASHER PLAIN	12				0.01	0.022
180	02176-50140	NUT	4				0.014	0.0308
190	35450-49160	STUD	4				0.05	0.11
200	01173-51430	BOLT	8				0.052	0.1144

FRONT AXLE FRAME



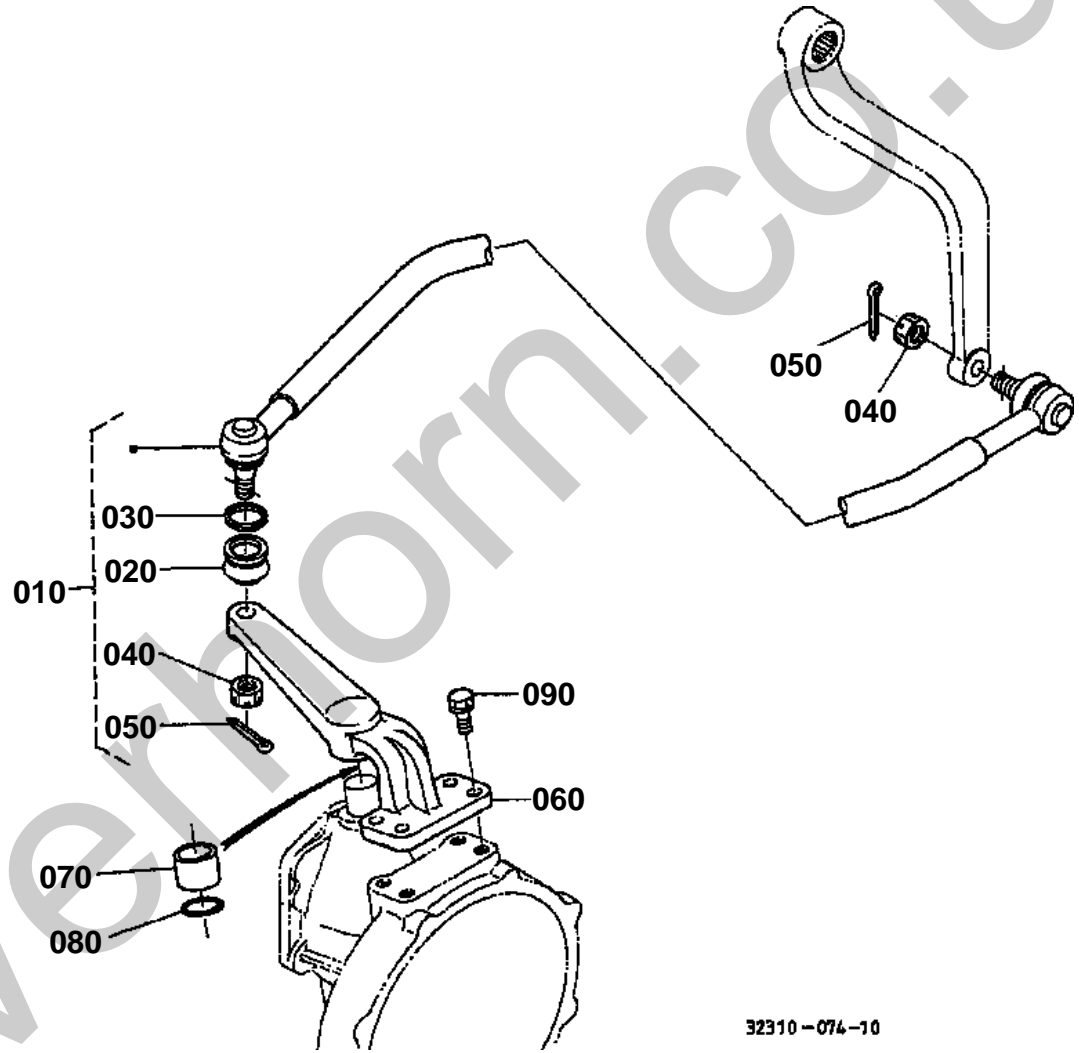


FRONT AXLE FRAME

↔ Interchangeable; ≠ not interchangeable; ← new for old; → old for new

REF.No	Part No.	Description	Q'ty	S.No.	I/C	REMARKS	Weight (kgf)	Weight (lb)
010	32400-44710	FRAME FRONT AXLE	1				0	0
020	01176-51235	BOLT	8	<=50488			0.041	0.0902
020	01176-51235	BOLT	9	>=50489			0.041	0.0902
030	01774-51225	BOLT FLANGE	1				0.04	0.088
040	01176-51245	BOLT	2				0.05	0.11
050	04512-50120	WASHER SPRING	12	<=50488			0	0
050	04512-50120	WASHER SPRING	13	>=50489			0	0
060	01176-51030	BOLT	1				0	0
070	04512-60100	WASHER SPRING	1				0.002	0.0044
080	31353-44700	ASSY BRACKET F-AXLE	1				1.065	2.343
090	08511-03525	BUSH	1				0.006	0.0132
100	38440-44674	COLLAR	1				0.03	0.066
110	38440-44830	SEAL OIL	1				0.005	0.011
120	32400-44760	SET BOLT	1				0.015	0.033
130	31353-44770	WASHER SEAL	1				0.005	0.011
140	02172-50120	NUT	1				0.01	0.022
150	01173-51430	BOLT	2				0.052	0.1144
160	04512-60140	WASHER SPRING	2				0.006	0.0132
170	37970-44800	ASSY BRACKET F-AXLE	1				1.86	4.092
180	38440-44630	BUSH	1				0.1	0.22
190	31353-44830	COLLAR THRUST	1				0.03	0.066
200	38440-44820	SEAL OIL	1				0.01	0.022
210	38240-13180	BOLT REAMER	4				0.04	0.088
220	04512-50120	WASHER SPRING	4				0	0
230	32400-13810	BUMPER	1	<=59999		BLUE	6	13.2
230	32310-13810	BUMPER	1	>=60001	↔	GRAY	1.4	3.08
240	01173-51435	BOLT	4				0.056	0.1232
250	04512-60140	WASHER SPRING	4				0.006	0.0132

STEERING LINKAGE (DRAG LINK)(MS)



32310-076-10

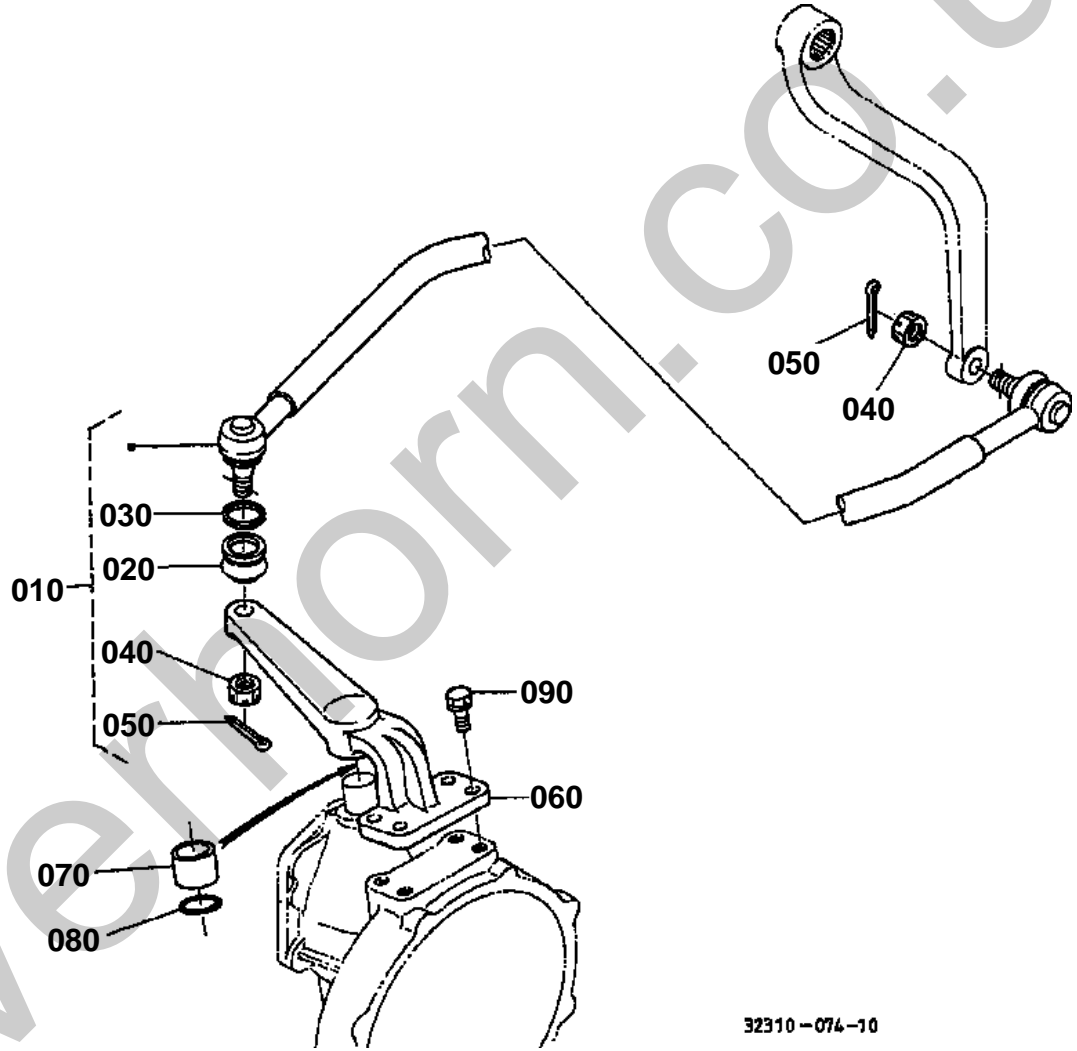


STEERING LINKAGE (DRAG LINK)(MS)

↔ Interchangeable; ≠ not interchangeable; ← new for old; → old for new

REF.No	Part No.	Description	Q'ty	S.No.	I/C	REMARKS	Weight (kgf)	Weight (lb)
010	32400-43970	ASSY LINK DRAG	1			MANUAL STRG.	2.6	5.72
020	38240-12650	COVER DUST	2			MANUAL STRG.	0.01	0.022
030	38240-12660	CLIP	2			MANUAL STRG.	0.005	0.011
040	38240-12830	NUT	2			MANUAL STRG.	0.008	0.0176
050	05511-50325	PIN SPLIT	2			MANUAL STRG.	0.002	0.0044
060	35000-43910	END DRAG LINK	1			MANUAL STRG.	1.84	4.048
070	37800-43890	BUSH	1			MANUAL STRG.	0.035	0.077
080	04811-00260	O RING	1			MANUAL STRG.	0.001	0.0022
090	01133-51025	BOLT	4			MANUAL STRG.	0.023	0.0506

STEERING LINKAGE (DRAG LINK)(PS)



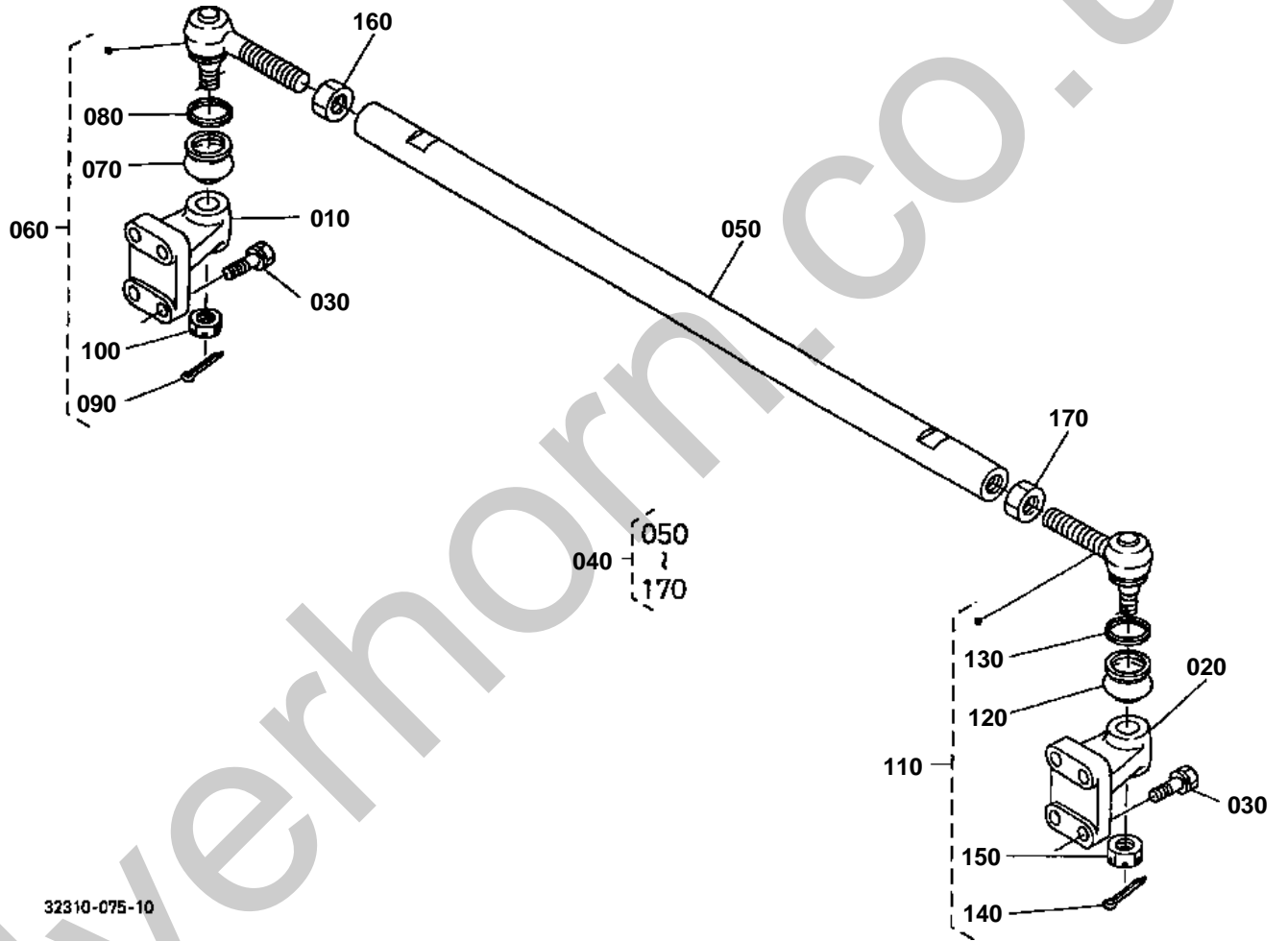


STEERING LINKAGE (DRAG LINK)(PS)

↔ Interchangeable; ≠ not interchangeable; ← new for old; → old for new

REF.No	Part No.	Description	Q'ty	S.No.	I/C	REMARKS	Weight (kgf)	Weight (lb)
010	32400-45610	ASSY LINK DRAG(PS)	1			POWER STRG.	3.07	6.754
020	35270-12650	COVER DUST	2			POWER STRG.	0.01	0.022
030	35270-12660	CLIP	2			POWER STRG.	0.005	0.011
040	35270-12670	NUT	2			POWER STRG.	0.014	0.0308
050	05511-50328	PIN SPLIT	2			POWER STRG.	0.002	0.0044
060	32400-45460	END DRAG LINK	1			POWER STRG.	1.86	4.092
070	37800-43890	BUSH	1			POWER STRG.	0.035	0.077
080	04811-00260	O RING	1			POWER STRG.	0.001	0.0022
090	01133-51025	BOLT	4			POWER STRG.	0.023	0.0506

STEERING LINKAGE (TIE ROD)

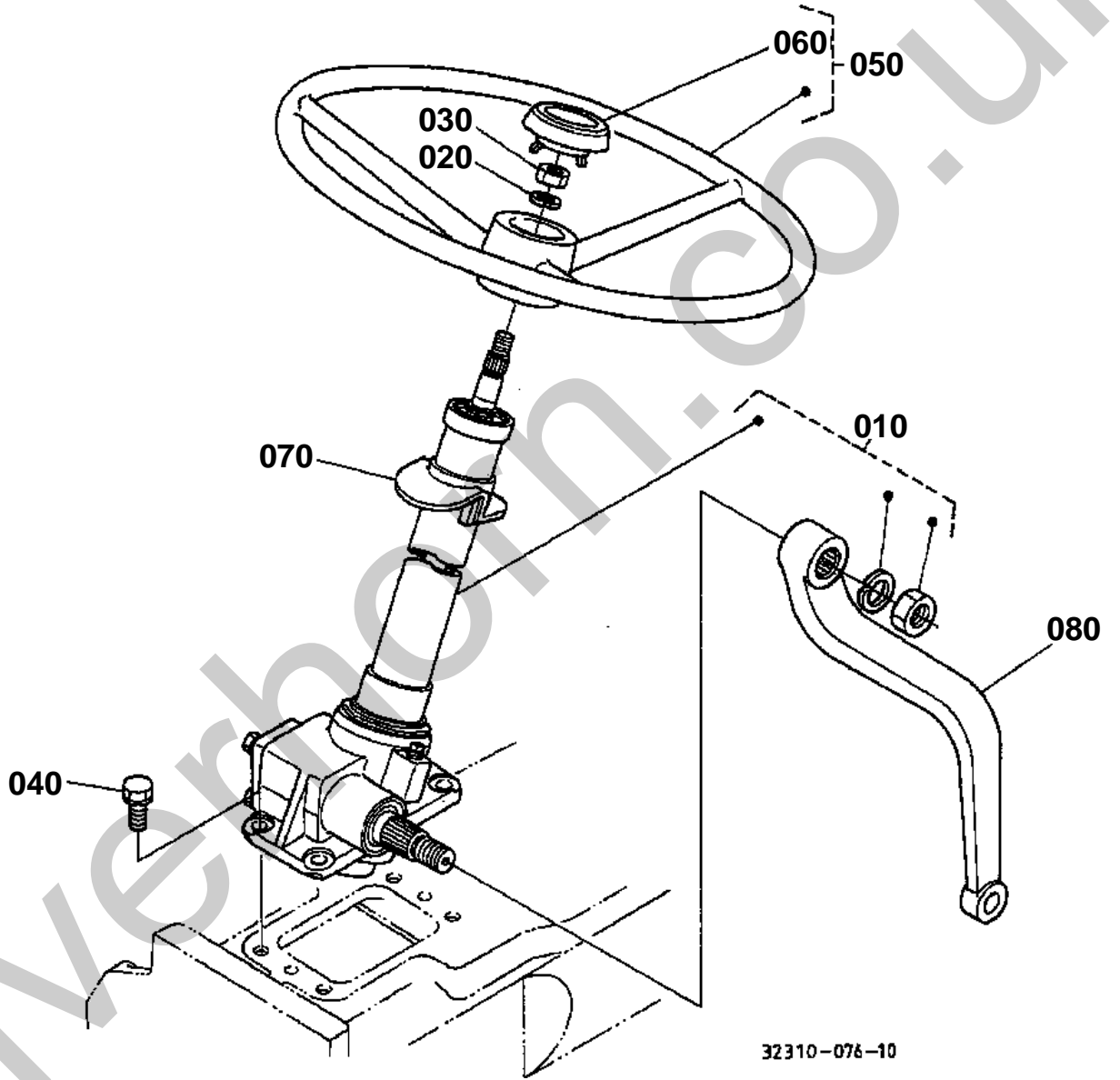




STEERING LINKAGE (TIE ROD)

↔ Interchangeable; ≠ not interchangeable; ← new for old; → old for new

REF.No	Part No.	Description	Q'ty	S.No.	I/C	REMARKS	Weight (kgf)	Weight (lb)
010	37650-43950	ARM KNUCKLE RH	1				0.475	1.045
020	37650-43940	ARM KNUCKLE LH	1				0.46	1.012
030	01133-51030	BOLT	8				0.025	0.055
040	35220-43990	ASSY ROD TIE	1				3.3	7.26
050	35220-43960	ROD TIE	1				2.5	5.5
060	38440-44780	ASSY END TIE ROD RH	1				0.322	0.7084
070	38240-12650	COVER DUST	1				0.01	0.022
080	38240-12660	CLIP	1				0.005	0.011
090	05511-50325	PIN SPLIT	1				0.002	0.0044
100	38240-12830	NUT	1				0.008	0.0176
110	38440-44790	ASSY END TIE ROD LH	1				0.32	0.704
120	38240-12650	COVER DUST	1				0.01	0.022
130	38240-12660	CLIP	1				0.005	0.011
140	05511-50325	PIN SPLIT	1				0.002	0.0044
150	38240-12830	NUT	1				0.008	0.0176
160	02172-50160	NUT	1				0.017	0.0374
170	32240-12280	NUT	1				0.017	0.0374

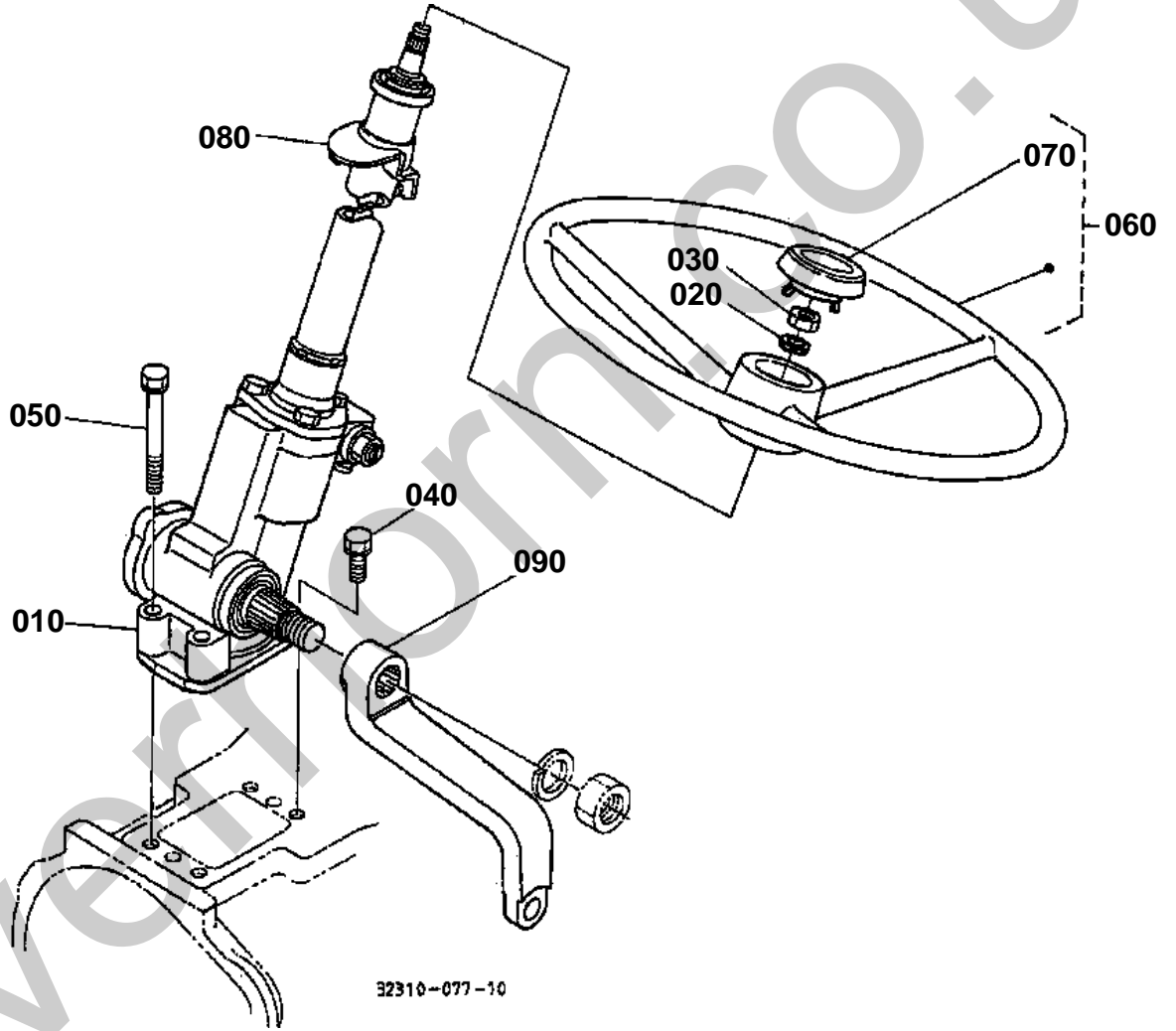




MANUAL STEERING AND HANDLE (MS)

↔ Interchangeable; ≠ not interchangeable; ← new for old; → old for new

REF.No	Part No.	Description	Q'ty	S.No.	I/C	REMARKS	Weight (kgf)	Weight (lb)
010	32400-16100	ASSY STEERING	1			REFER TO L.No.0F10-L0 FOR COMPONENTS.	7	15.4
020	04512-50120	WASHER SPRING	1				0	0
030	02176-50120	NUT	1				0.01	0.022
040	01133-51025	BOLT	4				0.023	0.0506
050	32400-16800	ASSY WHEEL STEERING	1				1.96	4.312
060	32400-16820	PAD STEERING	1				0.05	0.11
070	32400-16850	COVER POST	1				0.03	0.066
080	35260-43930	ARM PITMAN	1				1.19	2.618

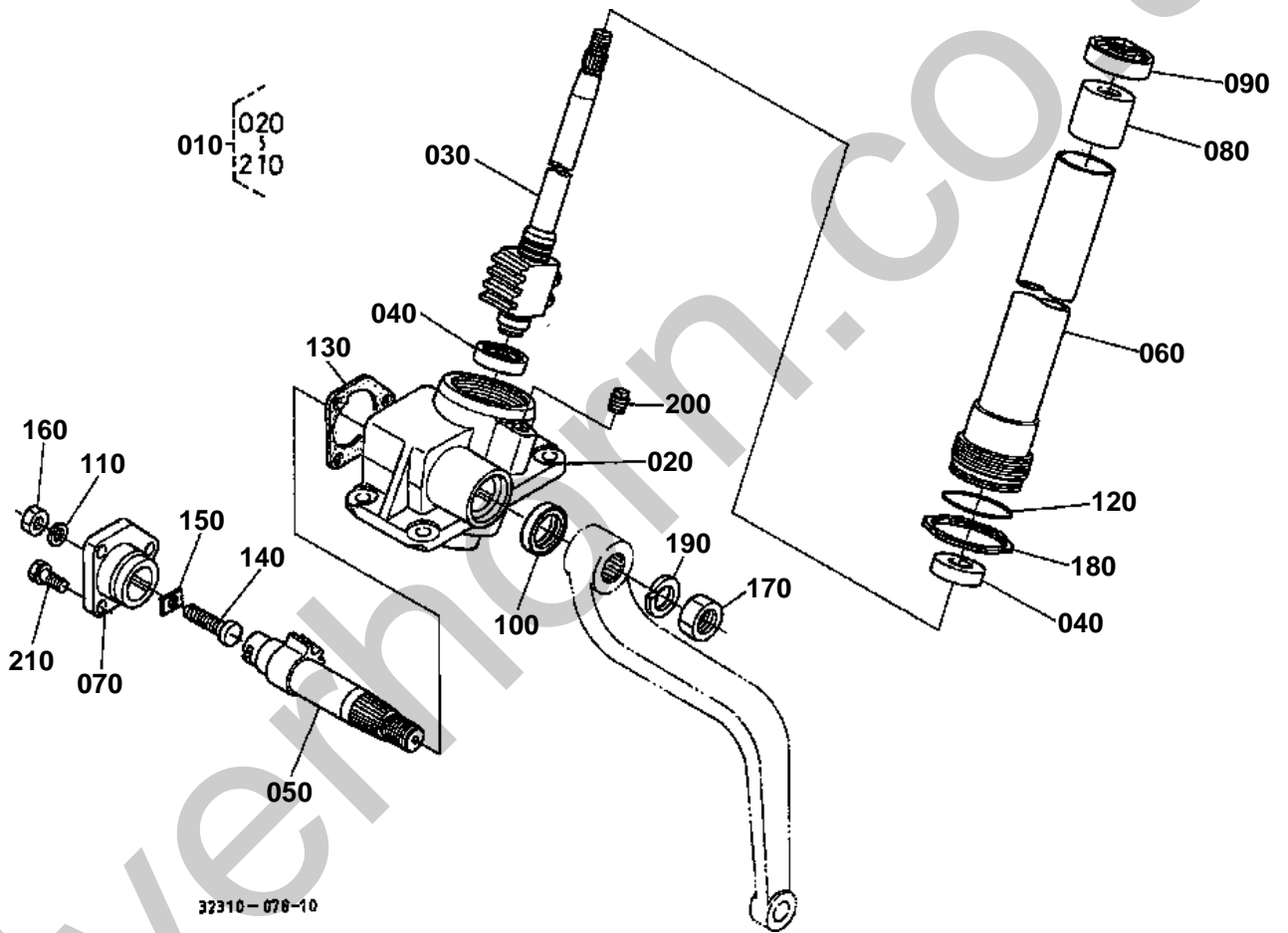




POWER STEERING AND HANDLE

↔ Interchangeable; ≠ not interchangeable; ← new for old; → old for new

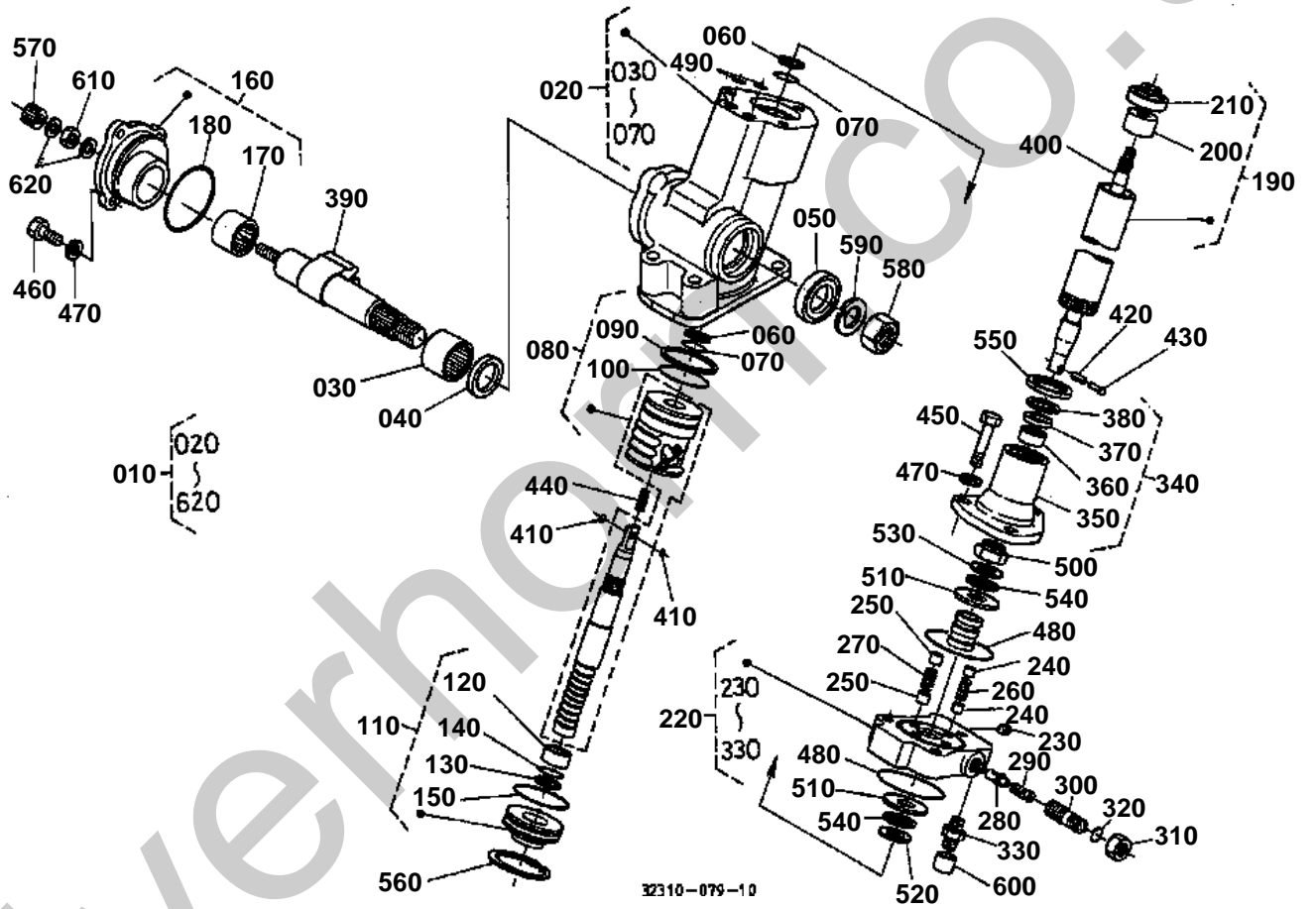
REF.No	Part No.	Description	Q'ty	S.No.	I/C	REMARKS	Weight (kgf)	Weight (lb)
010	35270-16100	ASSY STEERING POWER	1			REFER TO L.No.0E10-R0 FOR COMPONENTS.	14.5	31.9
020	04512-50120	WASHER SPRING	1				0	0
030	02176-50120	NUT	1				0.01	0.022
040	01133-51025	BOLT	2				0.023	0.0506
050	01133-51085	BOLT	2				0.05	0.11
060	32400-16800	ASSY WHEEL STEERING	1				1.96	4.312
070	32400-16820	PAD STEERING	1				0.05	0.11
080	35010-16860	COVER HANDLE POST	1				0.04	0.088
090	35270-16910	ARM PITMAN	1				2.1	4.62



**MANUAL STEERING [COMPONENT PARTS]**

↔ Interchangeable; ≠ not interchangeable; ← new for old; → old for new

REF.No	Part No.	Description	Q'ty	S.No.	I/C	REMARKS	Weight (kgf)	Weight (lb)
010	32400-16100	ASSY STEERING	1				7	15.4
020	32400-16110	CASE GEAR	1				2.5	5.5
030	35200-16200	COMP.NUT BALL	1				1.31	2.882
040	38260-16210	BEARING BALL	2				0.06	0.132
050	35240-16120	SHAFT SECTOR	1				0	0
060	38240-16300	COMP.COLUMN STEERING	1				1.21	2.662
070	34150-16410	COVER SIDE	1				0.361	0.7942
080	38240-16520	BUSH	1				0.04	0.088
090	38240-16390	SEAL OIL	1				0.03	0.066
100	09500-26387	SEAL OIL	1				0.008	0.0176
110	38430-16490	WASHER SEAL	1				0.015	0.033
120	38240-16320	O RING	1				0.002	0.0044
130	34150-16420	GASKET	1				0.001	0.0022
140	32130-16480	SCREW ADJUSTING	1				0.025	0.055
150	34150-16440	COLLAR ADJUSTING	1			1.515 TO 1.535MM	0.002	0.0044
150	34150-16450	COLLAR ADJUSTING	1			1.545 TO 1.565MM	0.002	0.0044
150	34150-16460	COLLAR ADJUSTING	1			1.575 TO 1.595MM	0.002	0.0044
150	34150-16470	COLLAR ADJUSTING	1			1.605 TO 1.625MM	0.002	0.0044
150	34150-16480	COLLAR ADJUSTING	1			1.635 TO 1.655MM	0.002	0.0044
160	02116-50100	NUT	1				0.004	0.0088
170	02172-50200	NUT	1				0.03	0.066
180	38240-16630	NUT	1				0.035	0.077
190	04512-60200	WASHER SPRING	1				0.02	0.044
200	34150-16640	PLUG	1				0.015	0.033
210	01123-50820	BOLT	3				0.011	0.0242





POWER STEERING [COMPONENT PARTS]

↔ Interchangeable; ≠ not interchangeable; ← new for old; → old for new

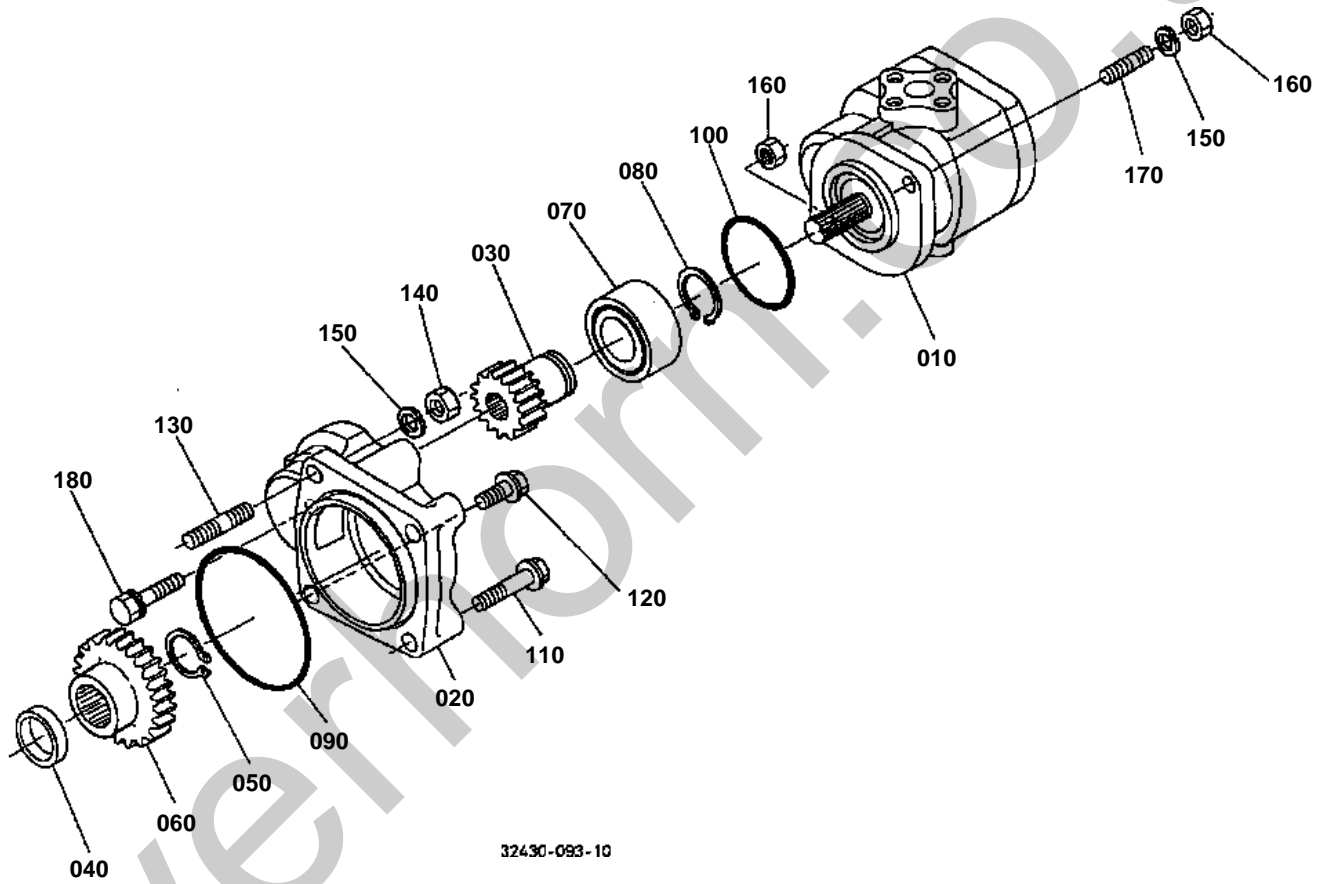
REF.No	Part No.	Description	Q'ty	S.No.	I/C	REMARKS	Weight (kgf)	Weight (lb)
010	35270-16100	ASSY STEERING POWER	1				14.5	31.9
020	35270-16110	ASSY BOX GEAR	1				5.28	11.616
030	35270-16130	BEARING NEEDLE	1				0.09	0.198
040	35270-16140	GASKET	1				0.005	0.011
050	35270-16150	SEAL OIL	1				0.015	0.033
060	35270-16160	RING	2				0.002	0.0044
070	04811-10300	O RING	2				0.001	0.0022
080	35270-16200	ASSY NUT BALL	1				2.36	5.192
090	31351-66280	RING	1				0.002	0.0044
100	04811-50500	O RING	1				0.001	0.0022
110	35270-16300	ASSY COVER FRONT	1				0.3	0.66
120	35270-16320	BEARING NEEDLE	1				0.02	0.044
130	35270-16160	RING	1				0.002	0.0044
140	04811-10300	O RING	1				0.001	0.0022
150	35270-16340	O RING	1				0.003	0.0066
160	35270-16400	ASSY COVER SIDE	1				0.75	1.65
170	35270-16420	BEARING NEEDLE	1				0.045	0.099
180	04811-50600	O RING	1				0.002	0.0044
190	35270-16500	ASSY COLUMN STEERING	1				0.81	1.782
200	38240-16520	BUSH	1				0.04	0.088
210	38240-16390	SEAL OIL	1				0.03	0.066
220	35350-66300	ASSY VALVE	1				2	4.4
230	38430-66790	PLUG	2				0.003	0.0066
240	38430-66330	PISTON	4				0.005	0.011
250	38430-66320	PISTON	4				0.01	0.022
260	38430-66350	SPRING	2				0.003	0.0066
270	38430-66340	SPRING	2				0.01	0.022
280	38430-66370	POPPET	1				0.01	0.022
290	38430-66380	SPRING	1				0.015	0.033
300	38430-66390	SCREW ADJUSTING	1				0.04	0.088
310	38430-66360	NUT	1				0.03	0.066
320	04811-00180	O RING	1				0.001	0.0022
330	38430-45230	NIPPLE	2				0.04	0.088
340	35350-16400	ASSY COVER REAR	1				1.4	3.08
350	38430-66420	COVER REAR	1				0.81	1.782
360	38430-66440	BEARING NEEDLE	1				0.015	0.033
370	38430-66450	SEAL OIL	1				0.01	0.022
380	04611-00320	CIR CLIP INTERNAL	1				0.002	0.0044
390	35270-16600	ASSY SHAFT SECTOR	1				1.17	2.574
400	35270-16640	COMP SHAFT STEERING	1				0.48	1.056
410	38240-16530	O RING	2				0.001	0.0022
420	05411-00518	PIN SPRING	1				0.002	0.0044
430	35350-66820	RIVET	1				0.003	0.0066
440	38240-16490	SPRING	1				0.005	0.011
450	38430-66660	BOLT	3				0.05	0.11
460	35270-16650	BOLT	4				0.02	0.044
470	04512-60100	WASHER SPRING	7				0.002	0.0044
480	04811-10700	O RING	2				0.001	0.0022
490	04811-00080	O RING	2				0.001	0.0022
500	38430-66650	NUT	1				0.065	0.143
510	38430-66630	RING DRIVE	2				0.06	0.132
520	38430-66610	RING DRIVE	1				0.05	0.11
530	35270-16660	RING DRIVE	1				0.01	0.022
540	38430-66640	BEARING NEEDLE	2				0.01	0.022
550	38430-66740	NUT	1				0.02	0.044
560	04611-00630	CIR CLIP INTERNAL	1				0.012	0.0264

**POWER STEERING [COMPONENT PARTS]**

↔ Interchangeable; ≠ not interchangeable; ← new for old; → old for new

REF.No	Part No.	Description	Q'ty	S.No.	I/C	REMARKS	Weight (kgf)	Weight (lb)
570	35270-16700	NUT	1				0.11	0.242
580	35270-16680	NUT	1				0.07	0.154
590	04512-50220	WASHER SPRING	1				0	0
600	38430-66800	PLUG	2				0.01	0.022
610	35270-16670	NUT CAP	1				0.005	0.011
620	35270-16690	GASKET	2				0.001	0.0022

HYDRAULIC PUMP



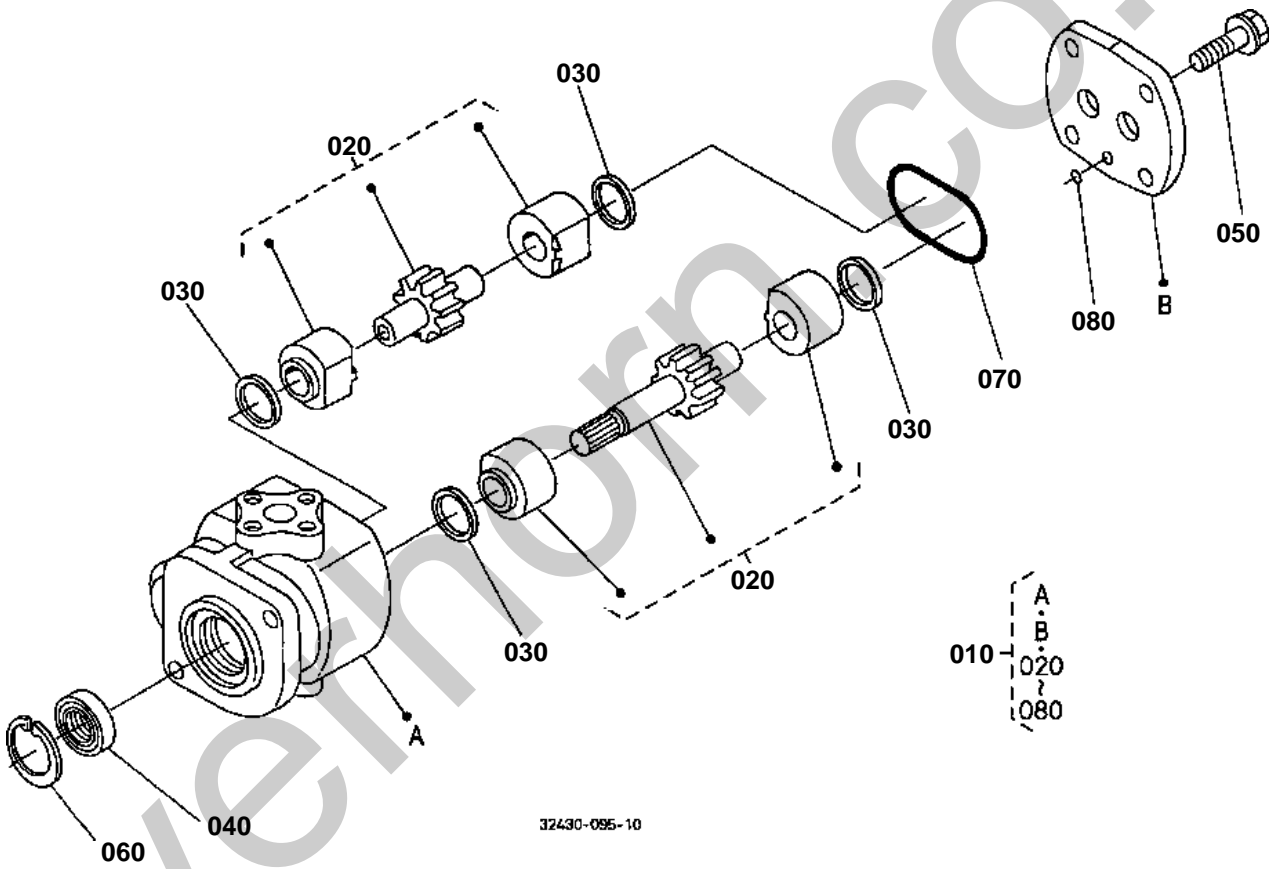


HYDRAULIC PUMP

↔ Interchangeable; ≠ not interchangeable; ← new for old; → old for new

REF.No	Part No.	Description	Q'ty	S.No.	I/C	REMARKS	Weight (kgf)	Weight (lb)
010	31351-76102	ASSY PUMP HYDRAULIC	1			REFER TO L.No.0E13-R0 FOR COMPONENTS.	1.86	4.092
020	31351-38613	HOLDER PUMP	1				0.38	0.836
030	32430-38630	GEAR	1			21T	0.14	0.308
040	34150-37820	COLLAR	1				0.05	0.11
050	04612-00250	CIRCLIP EXTERNAL	1				0.002	0.0044
060	35260-37810	GEAR HYD.PUMP DRIVE	1			47T	0.35	0.77
070	08241-05205	BEARING BALL	1				0.177	0.3894
080	04612-00250	CIRCLIP EXTERNAL	1				0.002	0.0044
090	04811-10850	O RING	1				0.002	0.0044
100	04811-10500	O RING	1				0.001	0.0022
110	01754-50840	BOLT FLANGE	2				0.02	0.044
120	01754-50820	BOLT FLANGE	1				0.015	0.033
130	38240-36330	STUD	1				0.008	0.0176
140	02156-50080	NUT	1				0.004	0.0088
150	04512-60080	WASHER SPRING	2				0.002	0.0044
160	02156-50080	NUT	2				0.004	0.0088
170	01513-50820	STUD	1				0	0
180	01123-50835	BOLT	1				0.02	0.044

HYDRAULIC PUMP [COMPONENT PARTS]



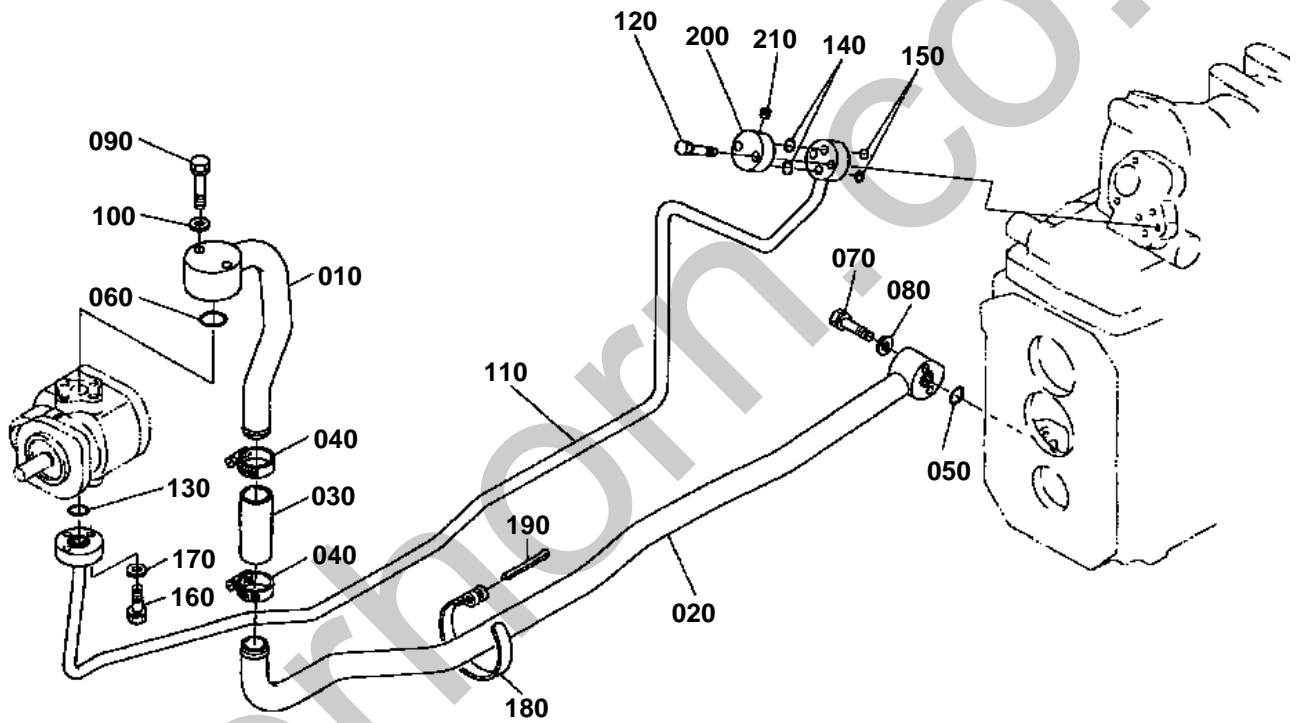


HYDRAULIC PUMP [COMPONENT PARTS]

↔ Interchangeable; ≠ not interchangeable; ← new for old; → old for new

REF.No	Part No.	Description	Q'ty	S.No.	I/C	REMARKS	Weight (kgf)	Weight (lb)
010	31351-76102	ASSY PUMP HYDRAULIC	1				1.86	4.092
020	31351-76202	COMP.GEAR HYD.PUMP	1				0.49	1.078
030	38180-76172	SQUARE RING	4				0.002	0.0044
040	31381-76390	SEAL OIL	1				0.01	0.022
050	01754-51030	BOLT FLANGE	4				0.03	0.066
060	04611-00300	CIR CLIP INTERNAL	1				0.004	0.0088
070	04810-50550	O RING	1				0.002	0.0044
080	04810-00050	O RING	1				0.001	0.0022

HUDRAULIC OIL LINE



32310-083-10

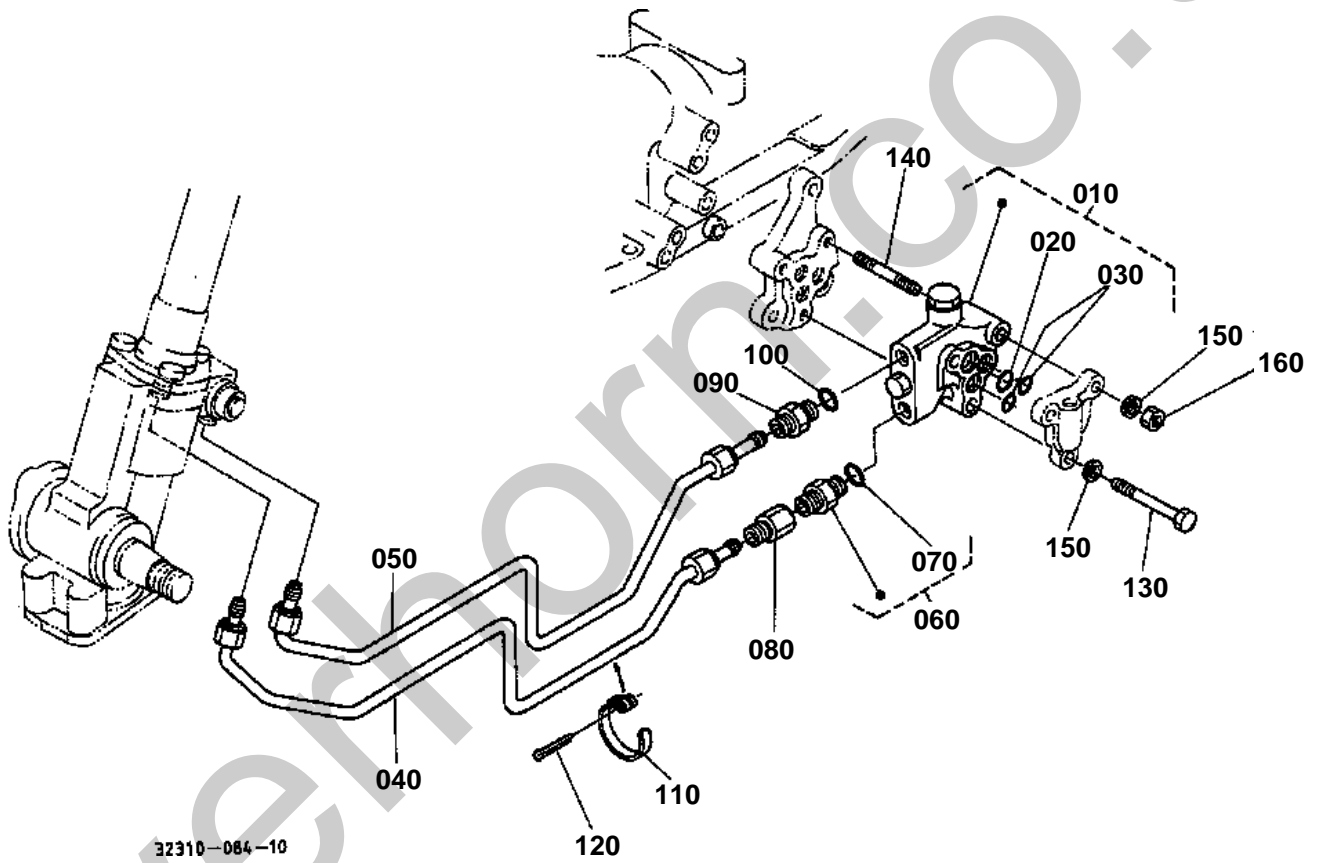


HUDRAULIC OIL LINE

↔ Interchangeable; ≠ not interchangeable; ← new for old; → old for new

REF.No	Part No.	Description	Q'ty	S.No.	I/C	REMARKS	Weight (kgf)	Weight (lb)
010	32400-45860	PIPE INLET	1				0	0
020	32400-45870	PIPE INLET	1				1.25	2.75
030	34350-37774	PIPE RUBBER	1				0.06	0.132
040	31351-38180	BAND PIPE	2				0.02	0.044
050	04811-00200	O RING	1				0.001	0.0022
060	04811-00220	O RING	1				0.001	0.0022
070	01123-50850	BOLT	2				0.02	0.044
080	04013-50080	WASHER PLAIN	2				0	0
090	01123-50848	BOLT	2				0.02	0.044
100	04013-50080	WASHER PLAIN	2				0	0
110	32400-45880	COMP.PIPE DELIVERY	1				0.9	1.98
120	01123-50850	BOLT	2				0.02	0.044
130	04810-00200	O RING	1				0.001	0.0022
140	04810-00120	O RING	2				0.001	0.0022
150	04810-00100	O RING	2				0.001	0.0022
160	01023-50625	BOLT	3				0.007	0.0154
170	04013-60060	WASHER PLAIN	3				0.001	0.0022
180	37150-38950	BAND PIPE	1				0.02	0.044
190	33430-82760	PIN BAND	1				0.004	0.0088
200	31351-38310	CAP	1				0.135	0.297
210	06312-10010	PLUG	1				0.007	0.0154

FLOW PRIORITY VALVE (PS)



32310-084-10

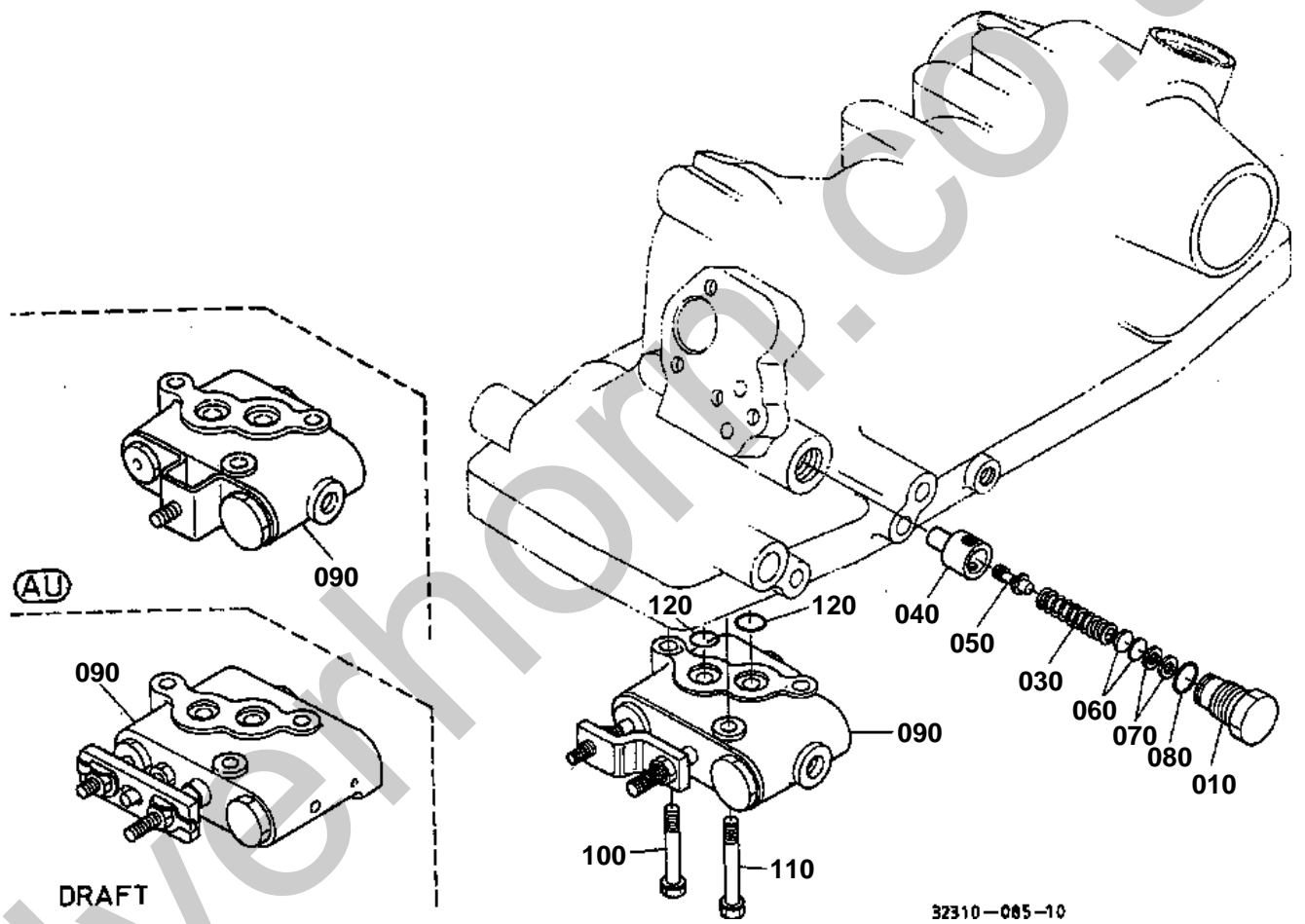


FLOW PRIORITY VALVE (PS)

↔ Interchangeable; ≠ not interchangeable; ← new for old; → old for new

REF.No	Part No.	Description	Q'ty	S.No.	I/C	REMARKS	Weight (kgf)	Weight (lb)
010	35270-16710	ASSY VALVE PRIORITY	1				1.7	3.74
020	04810-00160	O RING	1				0.001	0.0022
030	04810-00120	O RING	2				0.001	0.0022
040	32400-16720	ASSY PIPE	1				0.23	0.506
050	32400-16760	ASSY PIPE	1				0.22	0.484
060	35330-16770	COMP CONNECTOR	1				0.065	0.143
070	04810-00140	O RING	1				0.001	0.0022
080	35330-16790	NIPPLE	1				0.05	0.11
090	35270-16790	JOINT PIPE	1				0.05	0.11
100	04810-00140	O RING	2				0.001	0.0022
110	67111-53770	BAND PIPE	1				0.01	0.022
120	33430-82760	PIN BAND	1				0.004	0.0088
130	01153-50880	BOLT	1				0.03	0.066
140	01513-50870	STUD	2				0.029	0.0638
150	04512-60080	WASHER SPRING	2				0.002	0.0044
160	02114-50080	NUT	2				0.005	0.011

CONTROL VALVE



32310-085-10

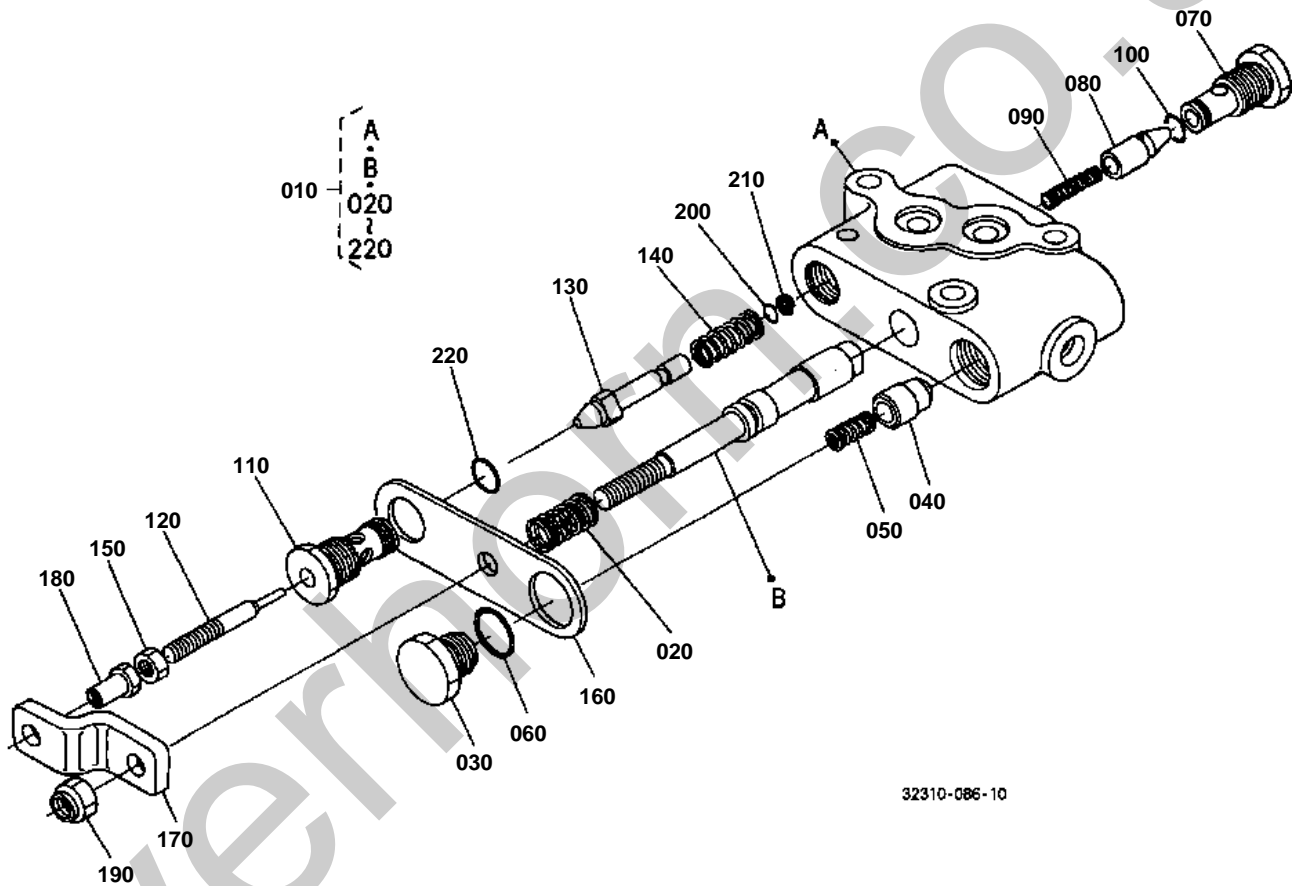


CONTROL VALVE

↔ Interchangeable; ≠ not interchangeable; ← new for old; → old for new

REF.No	Part No.	Description	Q'ty	S.No.	I/C	REMARKS	Weight (kgf)	Weight (lb)
010	31351-37910	PLUG	1				0.06	0.132
030	31351-37920	SPRING RELIEF	1				0.02	0.044
040	31351-37930	SEAT RELIEF VALVE	1				0.02	0.044
050	31351-37940	POPPET	1				0.005	0.011
060	31351-37950	SHIM	5			0.40MM	0.001	0.0022
060	31351-37960	SHIM	2			0.20MM	0.001	0.0022
060	31351-37970	SHIM	2			0.10MM	0.001	0.0022
070	04013-50050	WASHER PLAIN	2				0	0
080	04811-10160	O RING	1				0.001	0.0022
090	31391-39000	ASSY VALVE CONTROL	1			REFER TO L.No.0E16-L0 FOR COMPONENTS. [A	1.65	3.63
090	32430-39100	ASSY VALVE CONTROL	1			REFER TO L.No.0E16-R0 FOR COMPONENTS. [A	1.63	3.586
090	31351-39600	VALVE CONTROL	1			REFER TO L.No.0F01-L0 FOR COMPONENTS.	1.95	4.29
100	01123-50845	BOLT	1				0.02	0.044
110	01123-50850	BOLT	2				0.02	0.044
120	04810-00120	O RING	2				0.001	0.0022

CONTROL VALVE (POSITION) [A] [CA] [COMPONENT PARTS]



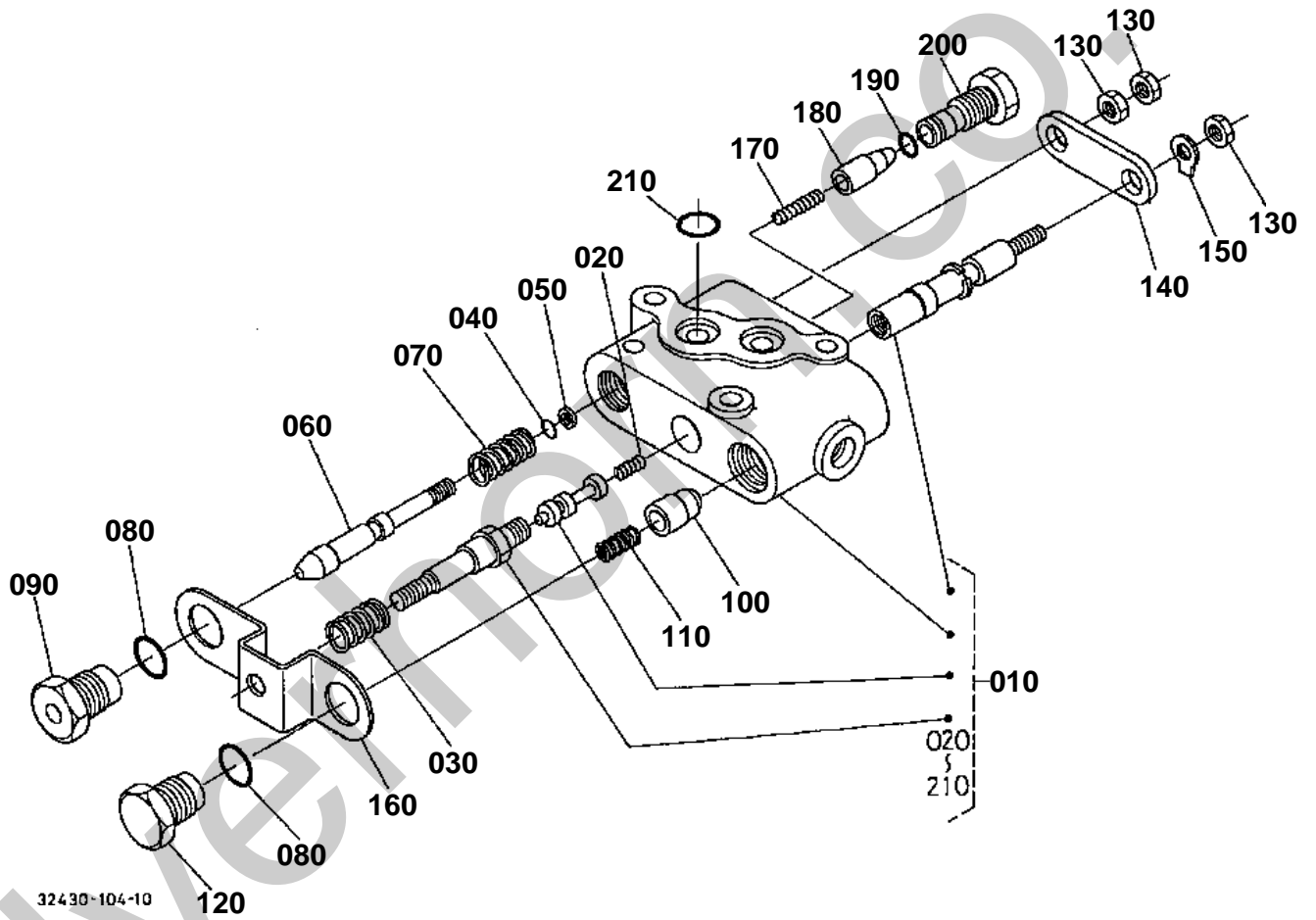
32310-086-10

**CONTROL VALVE (POSITION) [A] [CA] [COMPONENT PARTS]**

↔ Interchangeable; ≠ not interchangeable; ← new for old; → old for new

REF.No	Part No.	Description	Q'ty	S.No.	I/C	REMARKS	Weight (kgf)	Weight (lb)
010	31391-39000	ASSY VALVE CONTROL	1				1.65	3.63
020	31351-39130	SPRING SPOOL	1				0.005	0.011
030	31351-39140	PLUG	1				0.05	0.11
040	31351-39150	POPPET	1				0.02	0.044
050	67531-38470	SPRING	1				0.001	0.0022
060	04811-00160	O RING	1				0.001	0.0022
070	31391-39170	PLUG	1				0.05	0.11
080	31391-39180	POPPET	1				0.015	0.033
090	31391-39190	SPRING	1				0.001	0.0022
100	04810-00090	O RING	1				0.001	0.0022
110	31351-39200	PLUG	1				0.04	0.088
120	31351-39210	RETAINER ROD	1				0.013	0.0286
130	31351-39180	POPPET	1				0.025	0.055
140	31351-39190	SPRING	1				0.008	0.0176
150	02056-50060	NUT	1				0.002	0.0044
160	31351-39240	PLATE	1				0.05	0.11
170	31351-39250	PLATE JOINT	1				0.052	0.1144
180	31351-39260	NUT ADJUSTING	1				0.008	0.0176
190	31351-39270	U NUT	1				0.005	0.011
200	04811-00050	O RING	1				0.001	0.0022
210	31351-39290	RING BACK UP	1				0.001	0.0022
220	04810-06100	O RING	1				0.001	0.0022

CONTROL VALVE (POSITION) [AU] [COMPONENT PARTS]

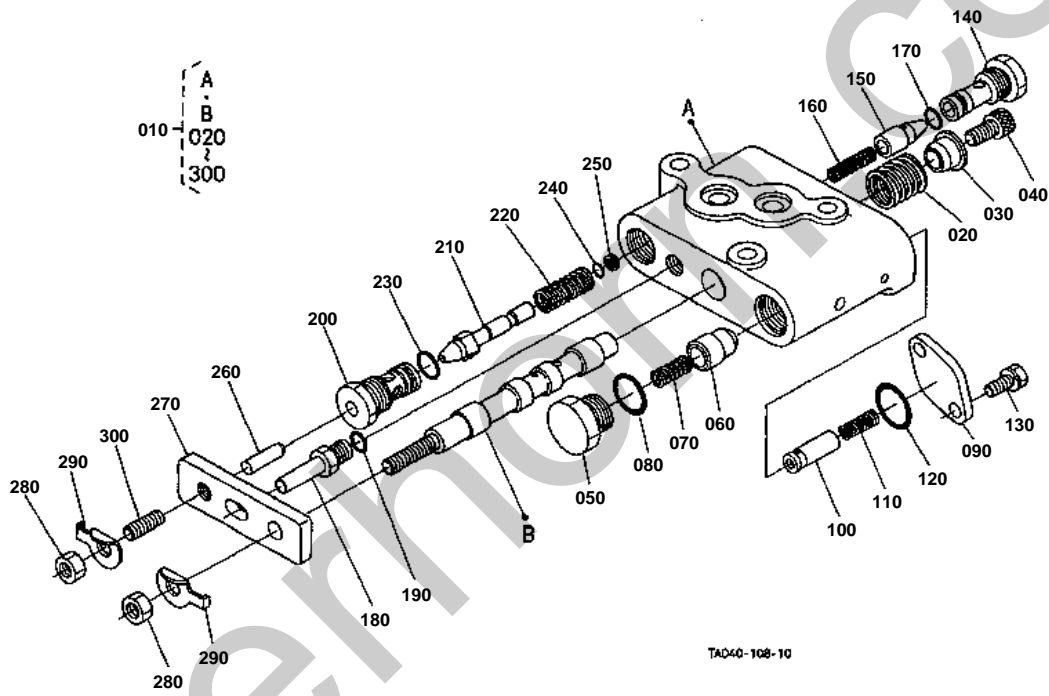


**CONTROL VALVE (POSITION) [AU] [COMPONENT PARTS]**

↔ Interchangeable; ≠ not interchangeable; ← new for old; → old for new

REF.No	Part No.	Description	Q'ty	S.No.	I/C	REMARKS	Weight (kgf)	Weight (lb)
010	32430-39100	ASSY VALVE CONTROL	1				1.63	3.586
020	32430-39150	SPRING	1				0.002	0.0044
030	32430-39160	SPRING RETURN	1				0.005	0.011
040	04811-00070	O RING	1				0.001	0.0022
050	37150-36630	RING BACK UP	1				0.001	0.0022
060	37150-36460	POPPET	1				0.005	0.011
070	37150-36450	SPRING	1				0.005	0.011
080	04811-00150	O RING	2				0.001	0.0022
090	37150-36470	PLUG SEAT	1				0.04	0.088
100	37150-36480	VALVE UNLOAD	1				0.02	0.044
110	37150-36490	SPRING	1				0.005	0.011
120	37150-36520	PLUG	1				0.043	0.0946
130	02112-50080	NUT	3				0.003	0.0066
140	37150-36540	PLATE	1				0.145	0.319
150	37150-36560	WASHER LOCK	1				0.01	0.022
160	32430-39240	PLATE	1				0.045	0.099
170	37150-36580	SPRING	1				0.005	0.011
180	37150-36590	VALVE CHECK	1				0.015	0.033
190	04810-00090	O RING	1				0.001	0.0022
200	37150-36440	SEAT	1				0.035	0.077
210	04810-00120	O RING	1				0.001	0.0022

CONTROL VALVE [OPTION] [COMPONENT PARTS]

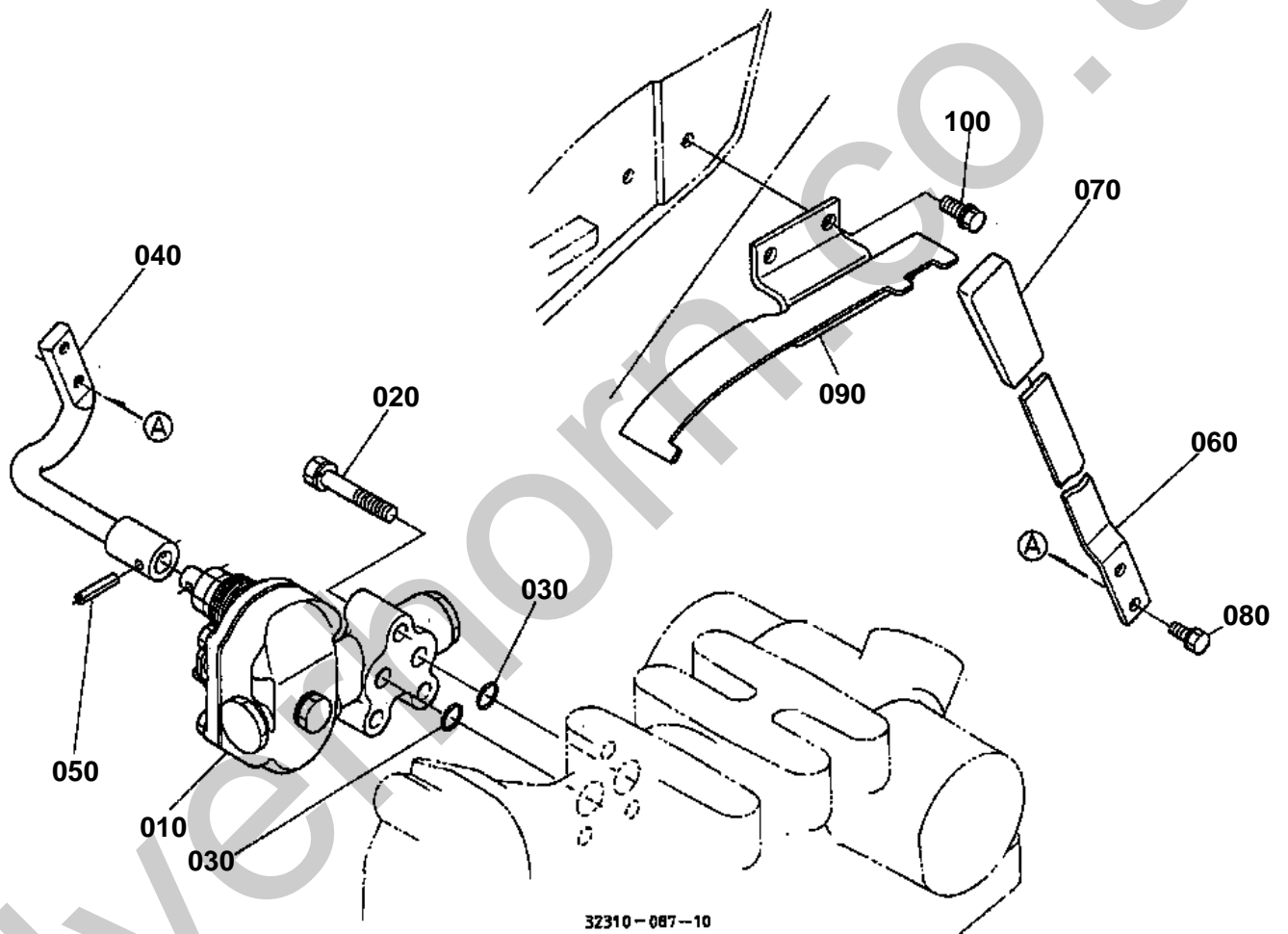


**CONTROL VALVE [OPTION] [COMPONENT PARTS]**

↔ Interchangeable; ≠ not interchangeable; ← new for old; → old for new

REF.No	Part No.	Description	Q'ty	S.No.	I/C	REMARKS	Weight (kgf)	Weight (lb)
010	31351-39600	VALVE CONTROL	1				1.95	4.29
020	31351-39630	SPRING SPOOL	1				0.02	0.044
030	31351-39640	HOLDER SPRING	1				0.02	0.044
040	01311-10814	BOLT HEX-SOC-HD	1				0.012	0.0264
050	31351-39650	PLUG	1				0.04	0.088
060	31351-39150	POPPET	1				0.02	0.044
070	67531-38470	SPRING	1				0.001	0.0022
080	04811-00140	O RING	1				0.001	0.0022
090	31351-39660	PLATE	1				0.05	0.11
100	31351-39670	POPPET	1				0.01	0.022
110	31351-39680	SPRING	1				0.01	0.022
120	04811-00160	O RING	1				0.001	0.0022
130	01023-50614	BOLT	2				0.005	0.011
140	31351-39690	PLUG	1				0.05	0.11
150	31391-39180	POPPET	1				0.015	0.033
160	31391-39190	SPRING	1				0.001	0.0022
170	04810-00090	O RING	1				0.001	0.0022
180	31351-39720	PIN FULCRUM	1				0.025	0.055
190	04811-00080	O RING	1				0.001	0.0022
200	31351-39730	PLUG	1				0.05	0.11
210	31351-39180	POPPET	1				0.025	0.055
220	31351-39190	SPRING	1				0.008	0.0176
230	04810-06100	O RING	1				0.001	0.0022
240	04811-00050	O RING	1				0.001	0.0022
250	31351-39290	RING BACK UP	1				0.001	0.0022
260	31351-39740	RETAINER ROD	1				0.005	0.011
270	31351-39750	PLATE JOINT	1				0.05	0.11
280	02156-50080	NUT	2				0.004	0.0088
290	04111-50080	WASHER	2				0.001	0.0022
300	03650-50816	SCREW SET	1				0.01	0.022

DRAFT CONTROL VALVE [OPTION]



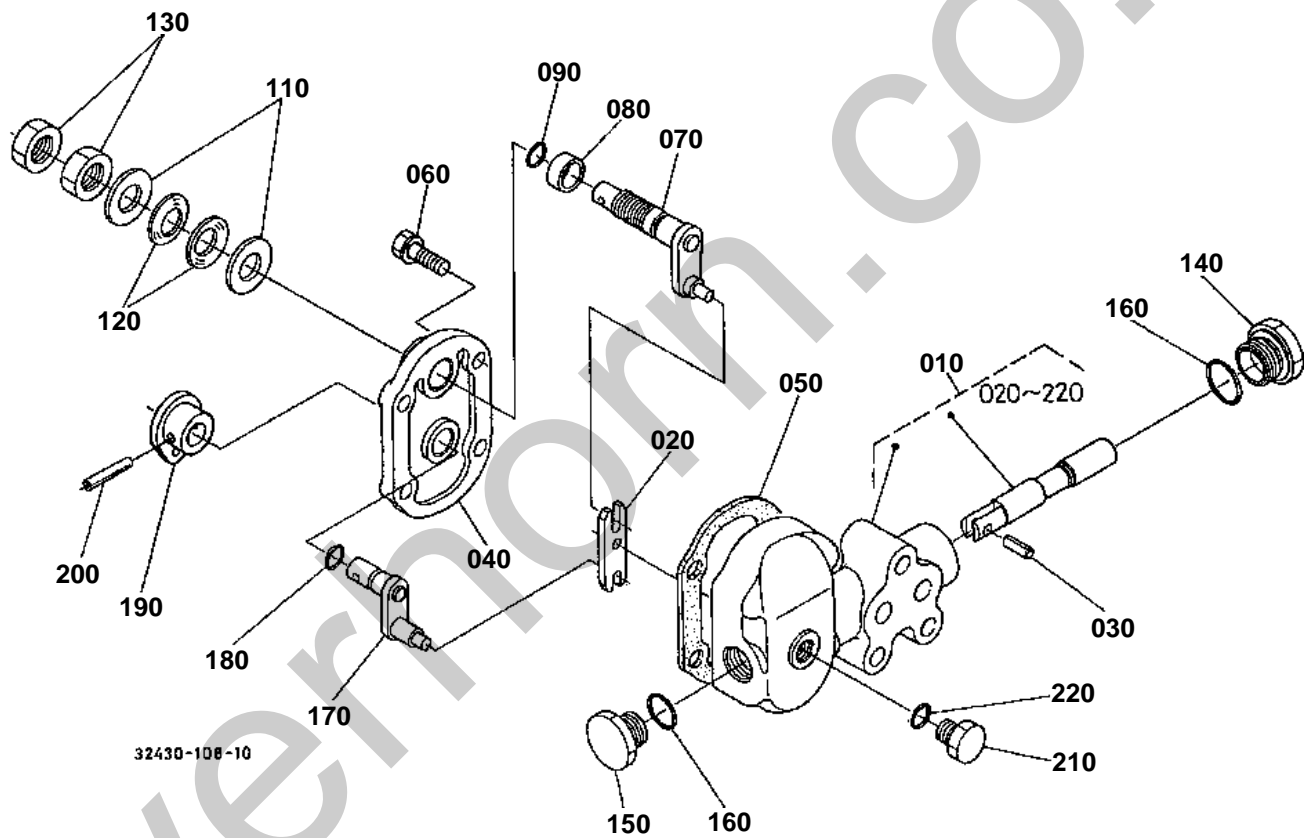


DRAFT CONTROL VALVE [OPTION]

↔ Interchangeable; ≠ not interchangeable; ← new for old; → old for new

REF.No	Part No.	Description	Q'ty	S.No.	I/C	REMARKS	Weight (kgf)	Weight (lb)
010	35080-41100	ASSY VALVE DRAFT CON	1			REFER TO L.No.0F02-L0 FOR COMPONENTS.	2.5	5.5
020	01123-50845	BOLT	3				0.02	0.044
030	04810-00140	O RING	2				0.001	0.0022
040	32430-41240	LEVER DRAFT CON.	1				0.3	0.66
050	05411-00525	PIN SPRING	1				0.002	0.0044
060	32400-41250	LEVER DRAFT CON.	1				0.12	0.264
070	31351-36880	GRIP LEVER	1				0.04	0.088
080	01023-50612	BOLT	2				0.005	0.011
090	32400-41260	GUIDE DRAFT LEVER	1				0.27	0.594
100	01754-50812	BOLT FLANGE	2				0.01	0.022

DRAFT CONTROL VALVE [OPTION] [COMPONENT PARTS]



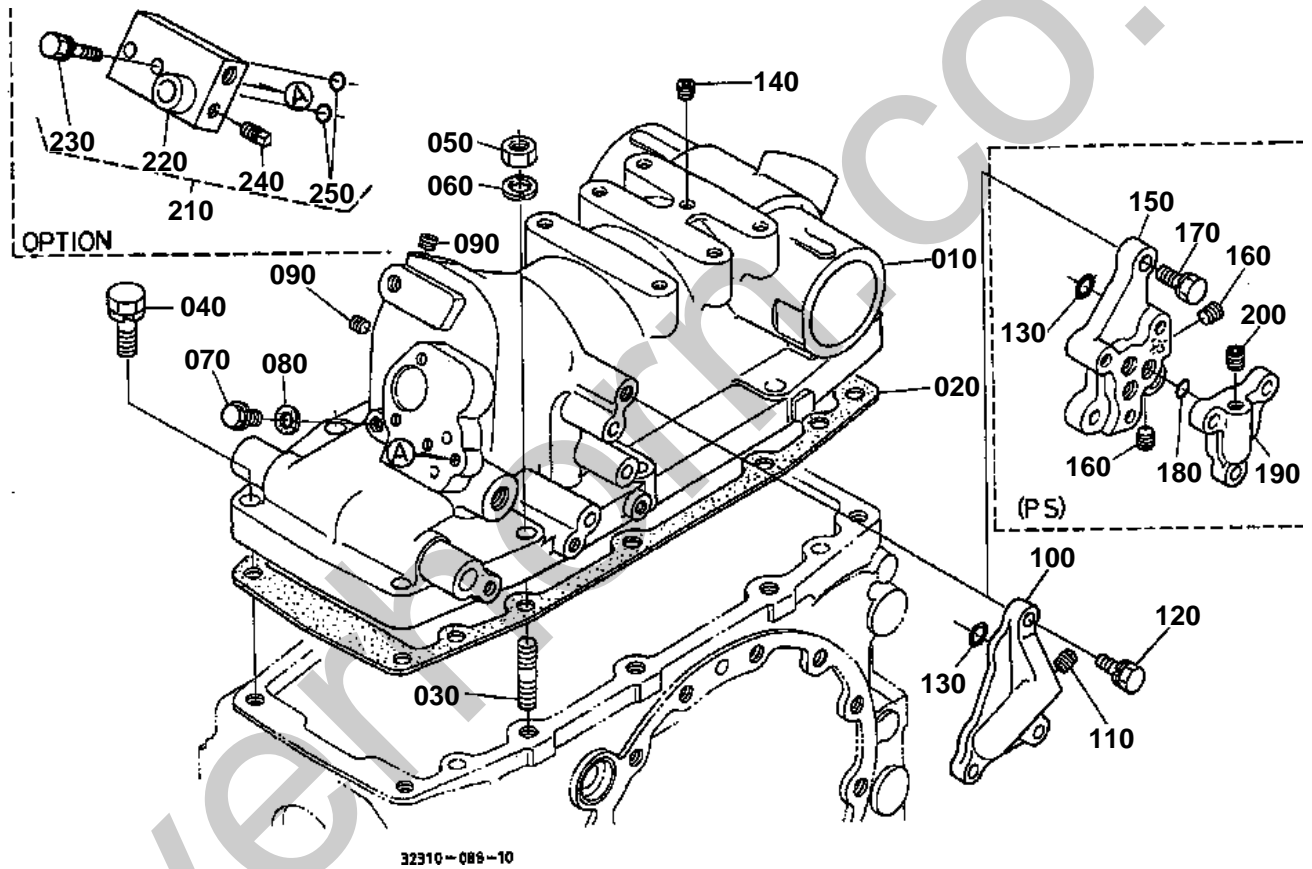


DRAFT CONTROL VALVE [OPTION] [COMPONENT PARTS]

↔ Interchangeable; ≠ not interchangeable; ← new for old; → old for new

REF.No	Part No.	Description	Q'ty	S.No.	I/C	REMARKS	Weight (kgf)	Weight (lb)
010	35080-41100	ASSY VALVE DRAFT CON	1				2.5	5.5
020	35080-41130	LEVER SPOOL DRIVE	1				0.02	0.044
030	05411-00614	PIN SPRING	1				0.002	0.0044
040	35080-41140	COVER VALVE	1				0.39	0.858
050	35080-41150	GASKET	1				0.005	0.011
060	01123-50830	BOLT	4				0.015	0.033
070	35080-41160	ARM CONTROL	1				0.09	0.198
080	35080-41270	COLLAR	1				0.015	0.033
090	04811-06100	O RING	1				0.001	0.0022
110	04013-60140	WASHER PLAIN	2				0.01	0.022
120	37300-41280	SPRING PLATE	2				0.005	0.011
130	02172-50140	NUT	2				0.01	0.022
140	35080-41170	PLUG	1				0.04	0.088
150	35080-41230	PLUG	1				0.06	0.132
160	04811-00180	O RING	2				0.001	0.0022
170	35080-41180	ARM FEED BACK	1				0.05	0.11
180	04811-00090	O RING	1				0.001	0.0022
190	35080-41190	LEVER FEED BACK	1				0.05	0.11
200	05411-00520	PIN SPRING	1				0.002	0.0044
210	35080-41280	PLUG	1				0.025	0.055
220	04811-00110	O RING	1				0.001	0.0022

HYDRAULIC CYLINDER



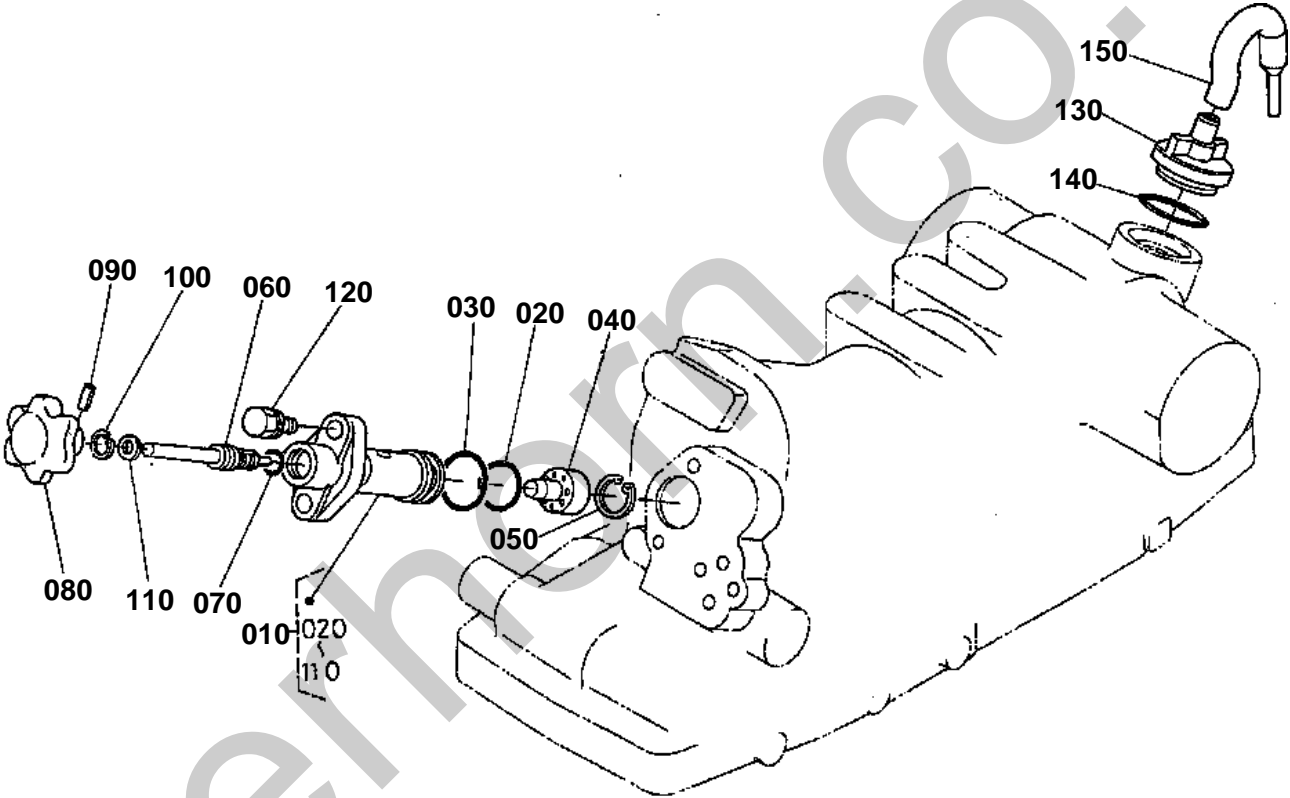


HYDRAULIC CYLINDER

↔ Interchangeable; ≠ not interchangeable; ← new for old; → old for new

REF.No	Part No.	Description	Q'ty	S.No.	I/C	REMARKS	Weight (kgf)	Weight (lb)
010	32412-37112	CASE HYD.CYLINDER	1				20	44
020	32425-37120	GASKET	1				0.025	0.055
030	01574-51245	STUD	2				0.051	0.1122
040	01133-51245	BOLT	8				0.055	0.121
050	02176-50120	NUT	2				0.01	0.022
060	04512-50120	WASHER SPRING	4				0	0
070	37150-36730	PLUG	1				0.03	0.066
080	37150-36720	GASKET	1				0.01	0.022
090	31351-37160	PLUG	2				0.003	0.0066
100	31351-37280	COVER CYL.LH	1			MANUAL STRG.	0.12	0.264
110	06312-10010	PLUG	1			MANUAL STRG.	0.007	0.0154
120	01123-50825	BOLT	3				0.013	0.0286
130	04810-00100	O RING	3				0.001	0.0022
140	31351-37160	PLUG	1				0.003	0.0066
150	35010-36610	SPACER VALVE	1			POWER STRG.	0.805	1.771
160	31351-37160	PLUG	2			POWER STRG.	0.003	0.0066
170	01123-50830	BOLT	3			POWER STRG.	0.015	0.033
180	04810-00100	O RING	3			POWER STRG.	0.001	0.0022
190	35010-36620	COVER	1			POWER STRG.	0.25	0.55
200	31351-37160	PLUG	1			POWER STRG.	0.003	0.0066
210	32400-99810	ASSY OUTLET HYD.	1			OPTION	0.61	1.342
220	70760-62690	BLOCK HYD.OUTLET	1			OPTION	0.555	1.221
230	01123-50860	BOLT	2			OPTION	0.026	0.0572
240	31351-37160	PLUG	1			OPTION	0.003	0.0066
250	04810-00100	O RING	2			OPTION	0.001	0.0022

CYLINDER FRONT COVER



32310-089-10

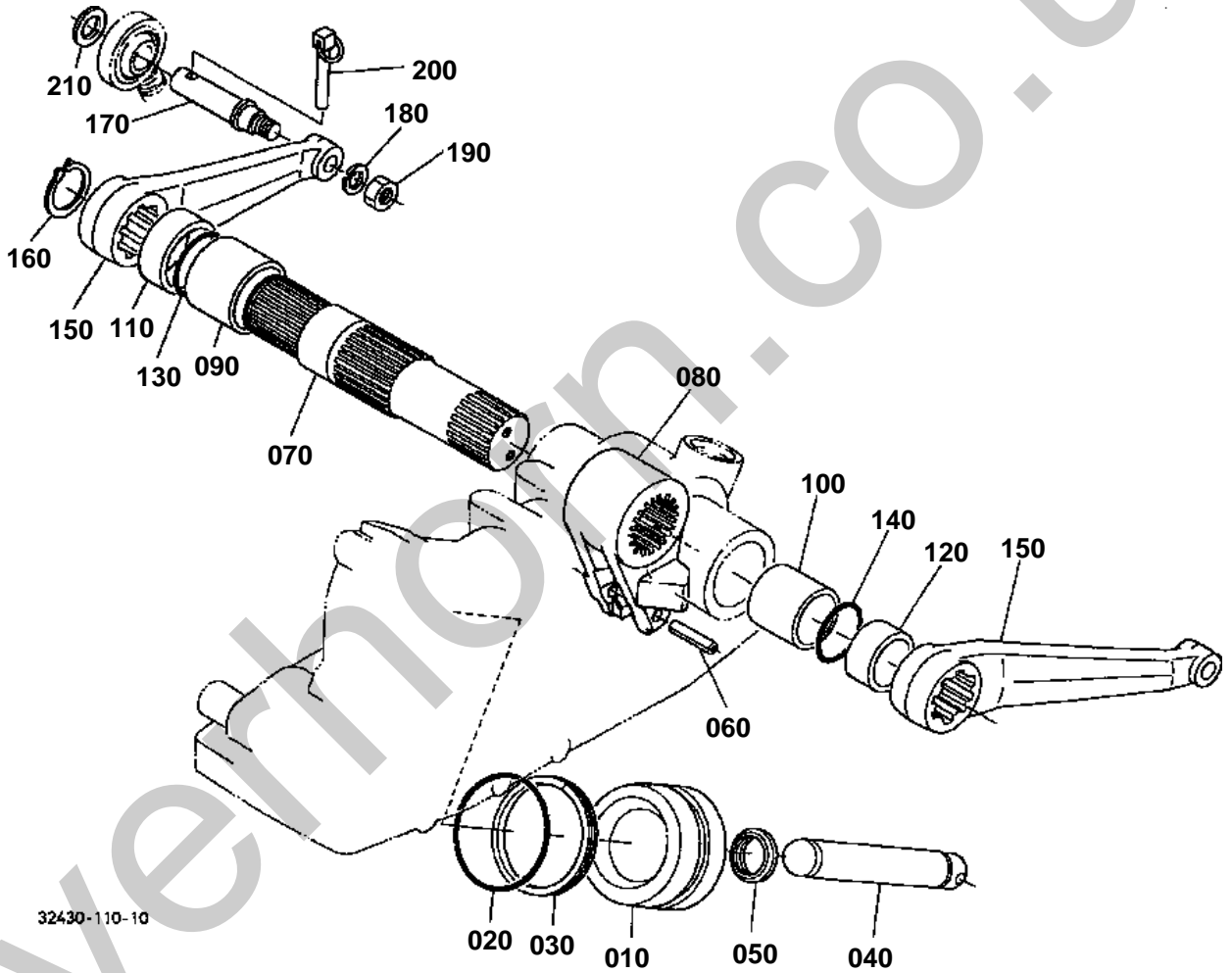


CYLINDER FRONT COVER

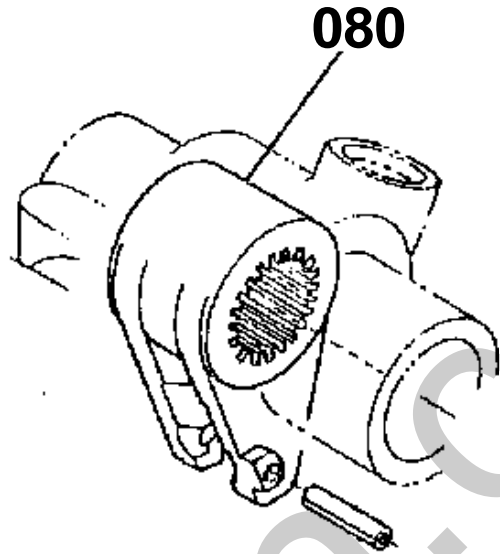
↔ Interchangeable; ≠ not interchangeable; ← new for old; → old for new

REF.No	Part No.	Description	Q'ty	S.No.	I/C	REMARKS	Weight (kgf)	Weight (lb)
010	31351-37200	ASSY COVER CYL.FRONT	1				0.3	0.66
020	04810-00220	O RING	1				0.001	0.0022
030	04810-06250	O RING	1				0.001	0.0022
040	38240-37250	COLLAR ADJUSTING	1				0.01	0.022
050	04611-00160	CIR CLIP INTERNAL	1				0.001	0.0022
060	31351-37220	SHAFT HYD.ADJUST	1				0.04	0.088
070	04810-00100	O RING	1				0.001	0.0022
080	34150-37230	GRIP	1				0.04	0.088
090	05411-00418	PIN SPRING	1				0.001	0.0022
100	34150-37260	CIR CLIP INTERNAL	1				0.001	0.0022
110	04012-50080	WASHER PLAIN	1				0.001	0.0022
120	01123-50825	BOLT	2				0.013	0.0286
130	38180-21410	PLUG	1				0.02	0.044
140	04811-50300	O RING	1				0.001	0.0022
150	38180-37140	BREATHER	1				0.01	0.022

LIFT ARM



080 31321-3744-0



Silverhorn.co.uk

32310-801-10

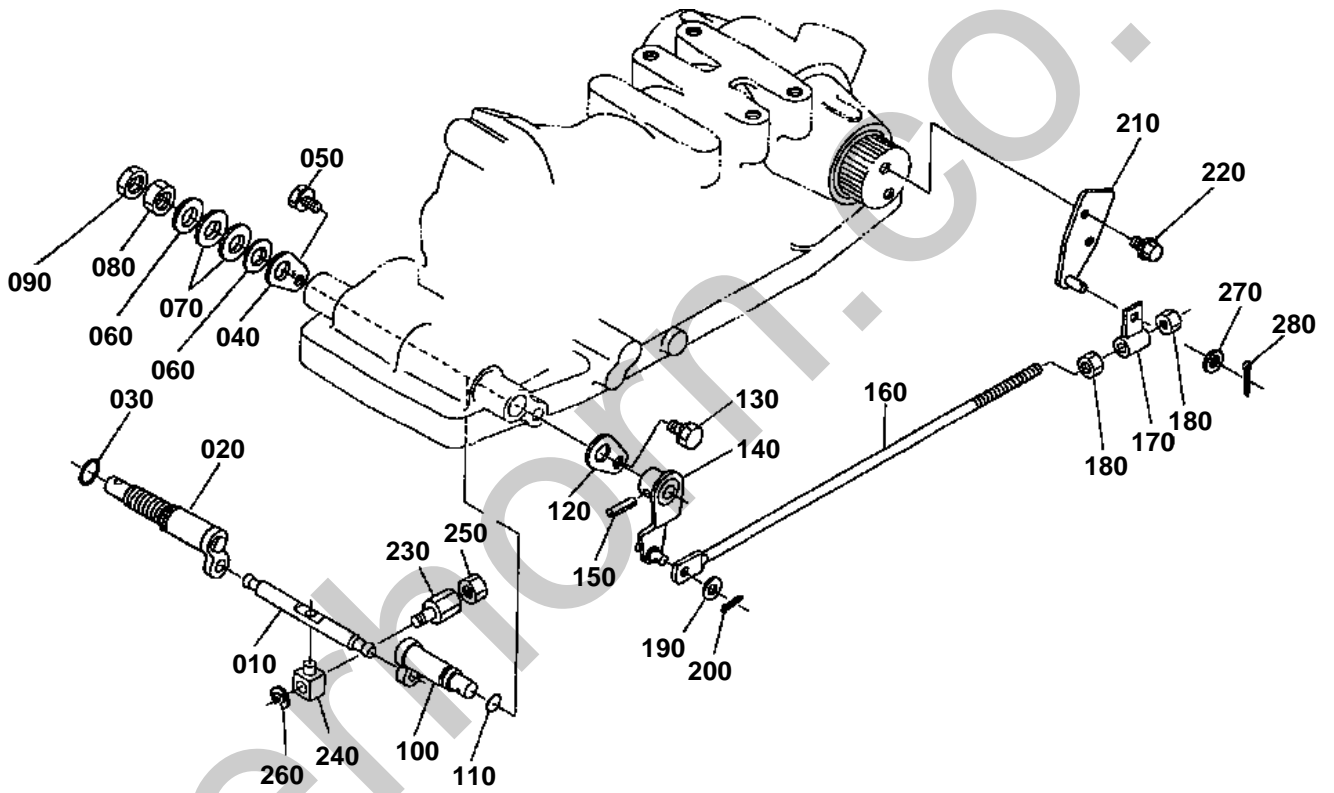


LIFT ARM

↔ Interchangeable; ≠ not interchangeable; ← new for old; → old for new

REF.No	Part No.	Description	Q'ty	S.No.	I/C	REMARKS	Weight (kgf)	Weight (lb)
010	31321-37310	PISTON HYD.	1				1.08	2.376
020	04811-00650	O RING	1				0.007	0.0154
030	34220-37380	RING BACK UP	1				0.001	0.0022
040	31351-37320	ROD HYD.	1				0.605	1.331
050	31351-37330	GUIDE HYD.ROD	1				0.003	0.0066
060	05411-00645	PIN SPRING	1				0.006	0.0132
070	31321-37430	SHAFT HYD.ARM	1				2.22	4.884
080	31321-37440	ARM HYDRAULIC	1	<=52439			0	0
080	31321-37444	ARM HYDRAULIC	1	>=52440	←		1.55	3.41
090	31321-37450	BUSH	1				0.09	0.198
090	30400-37450	BUSH	1			SERVICE PARTS	0.09	0.198
100	34150-37460	BUSH	1				0.062	0.1364
100	30400-37460	BUSH	1			SERVICE PARTS	0.065	0.143
110	34150-37480	COLLAR	1				0.005	0.011
120	34150-37490	COLLAR	1				0.002	0.0044
130	04811-50450	O RING	1				0.002	0.0044
140	04811-06400	O RING	1				0.001	0.0022
150	30401-37610	ARM LIFT	2				2.1	4.62
160	04612-00400	CIRCLIP EXTERNAL	1				0.005	0.011
170	30442-37690	PIN LIFT ROD	2				0.205	0.451
180	04512-60160	WASHER SPRING	2				0.01	0.022
190	02174-50160	NUT	2				0.022	0.0484
200	34150-37640	PIN SET	2				0.06	0.132
210	04011-50180	WASHER PLAIN	2				0.012	0.0264

FEED BACK LAVER



32310-092-10

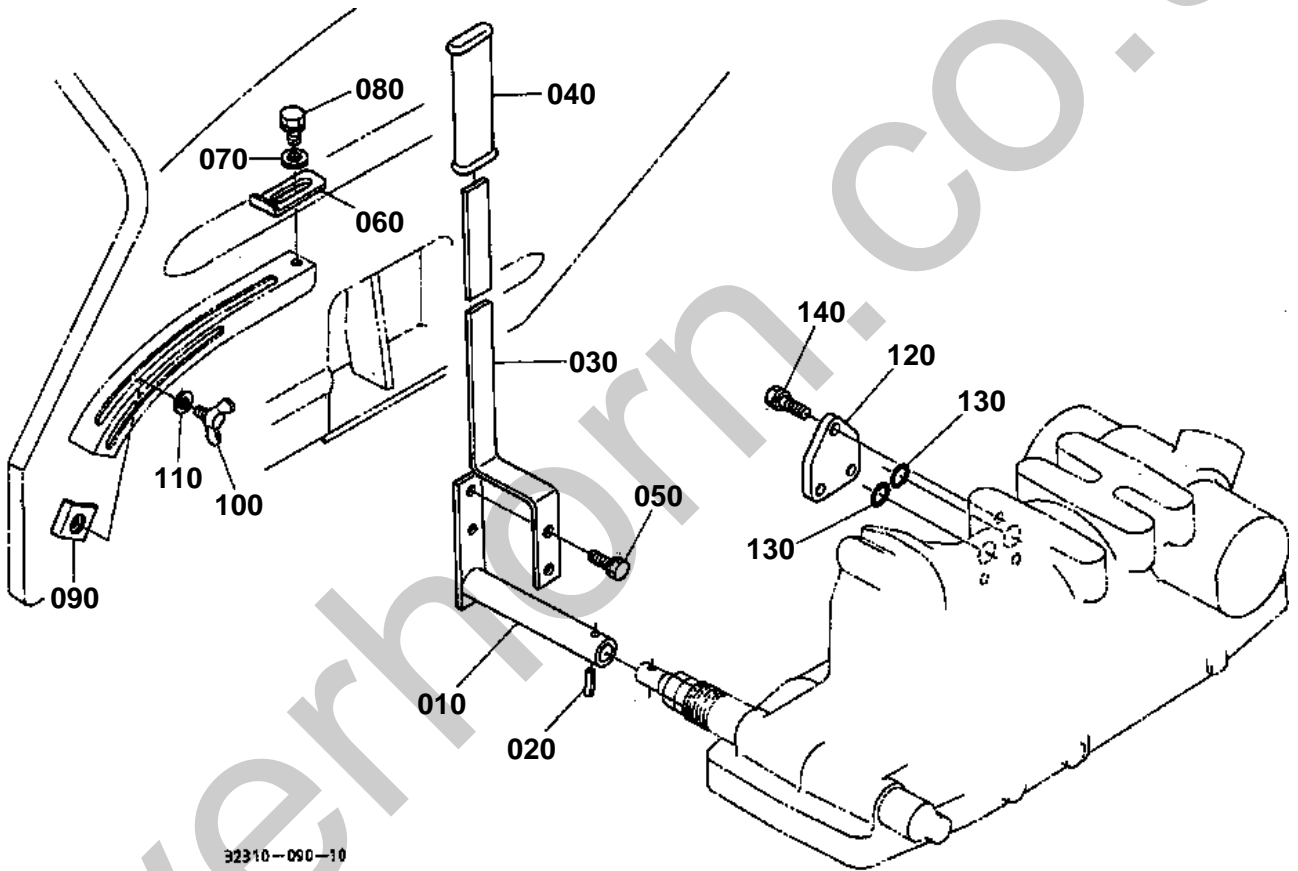


FEED BACK LAVER

↔ Interchangeable; ≠ not interchangeable; ← new for old; → old for new

REF.No	Part No.	Description	Q'ty	S.No.	I/C	REMARKS	Weight (kgf)	Weight (lb)
010	31351-37640	LEVER SPOOL DRIVE	1				0.05	0.11
020	31351-37650	ARM CONTROL	1				0.16	0.352
030	04811-00140	O RING	1				0.001	0.0022
040	31351-37660	SET PLATE	1				0.01	0.022
050	01123-60816	BOLT	1				0.01	0.022
060	04013-60140	WASHER PLAIN	2				0.01	0.022
070	34260-36880	SPRING PLATE	2				0.006	0.0132
080	02174-50140	NUT	1				0.014	0.0308
090	02172-50140	NUT	1				0.01	0.022
100	31351-37750	SHAFT BACK LEVER	1				0.1	0.22
110	04811-00120	O RING	1				0.001	0.0022
120	38240-36890	SET PLATE	1				0.013	0.0286
130	01123-60816	BOLT	1				0.01	0.022
140	31351-37760	LEVER FEED BACK	1				0.08	0.176
150	05411-00525	PIN SPRING	1				0.002	0.0044
160	31321-37770	ROD FEEDBACK	1				0.12	0.264
170	31351-37780	ROD CONTROL	1				0.03	0.066
180	02114-50080	NUT	2				0.005	0.011
190	04013-50080	WASHER PLAIN	1				0	0
200	05511-50218	PIN SPLIT	1				0.001	0.0022
220	31351-37720	LINK CONTROL	1				0	0
230	01754-50812	BOLT FLANGE	2				0.01	0.022
240	67531-38280	JOINT SPOOL	1				0.17	0.374
250	37150-36420	JOINT SPOOL	1				0.02	0.044
260	02112-50080	NUT	1				0.003	0.0066
270	04613-00060	CIRCLIP EXTERNAL	1				0	0
280	04013-50080	WASHER PLAIN	1				0	0
290	05511-50215	PIN SPLIT	1				0.001	0.0022

POSITION CONTROL LEVER [OLD TYPE]



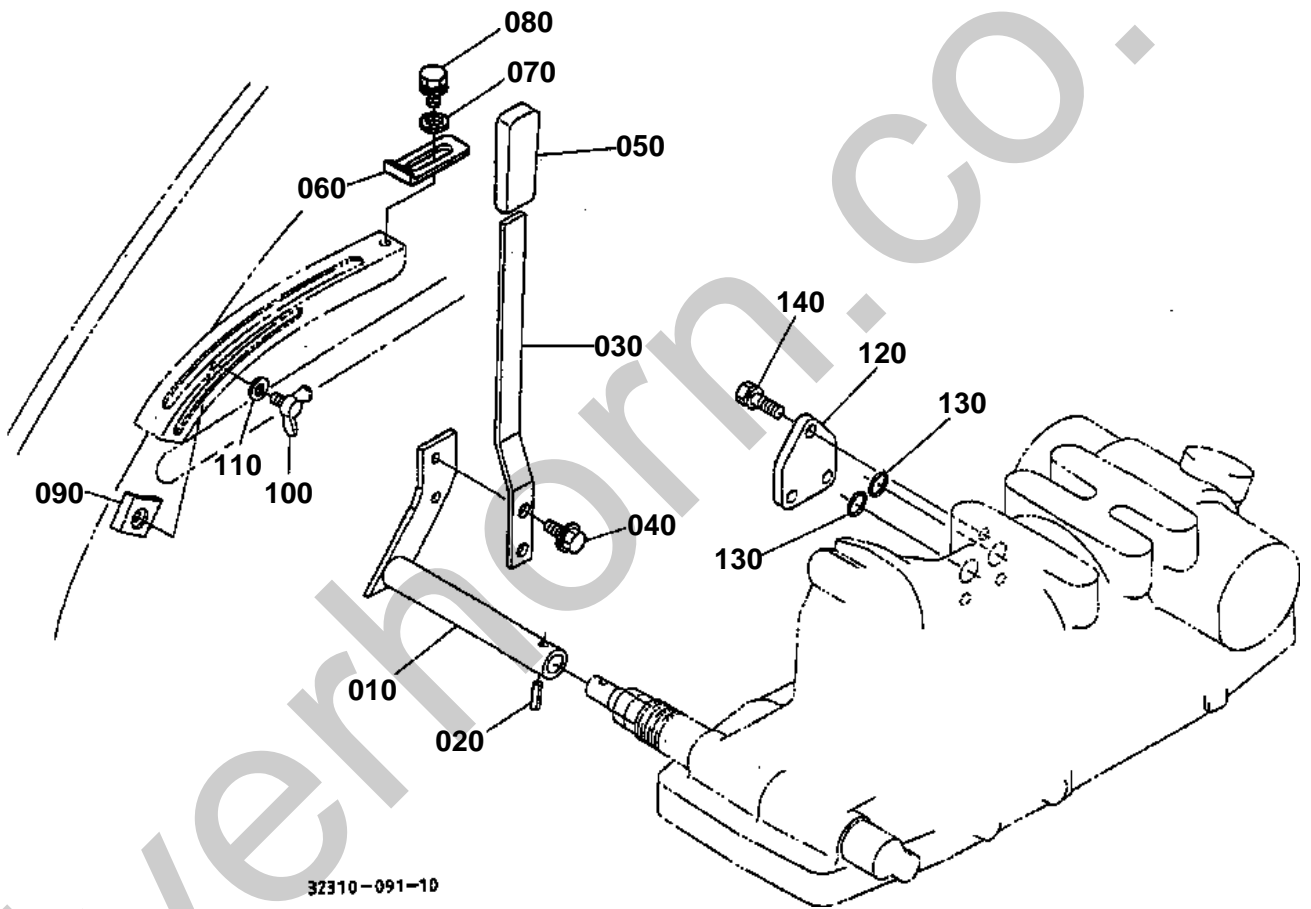
**POSITION CONTROL LEVER [OLD TYPE]**

S.No.;<=59999

↔ Interchangeable; ≠ not interchangeable; ← new for old; → old for new

REF.No	Part No.	Description	Q'ty	S.No.	I/C	REMARKS	Weight (kgf)	Weight (lb)
010	32400-36850	LEVER POSITION	1				0.31	0.682
020	05411-00525	PIN SPRING	1				0.002	0.0044
030	32400-36860	LEVER POSITION	1				0.2	0.44
040	34350-36890	GRIP LEVER	1				0.016	0.0352
050	01023-50616	BOLT	2				0.005	0.011
060	38240-36930	STOPPER	1				0.02	0.044
070	04015-60080	WASHER PLAIN	1				0.01	0.022
080	01123-60816	BOLT	1				0.01	0.022
090	31351-36910	STOPPER	1				0.02	0.044
100	01811-50610	BOLT WING	1				0.014	0.0308
110	04013-60060	WASHER PLAIN	1				0.001	0.0022
120	32430-41210	COVER CYL.SIDE LH	1			WITHOUT DRAFT CONTROL	0.11	0.242
130	04810-00140	O RING	2			WITHOUT DRAFT CONTROL	0.001	0.0022
140	01123-50820	BOLT	3			WITHOUT DRAFT CONTROL	0.011	0.0242

POSITION CONTROL LEVER [NEW TYPE]



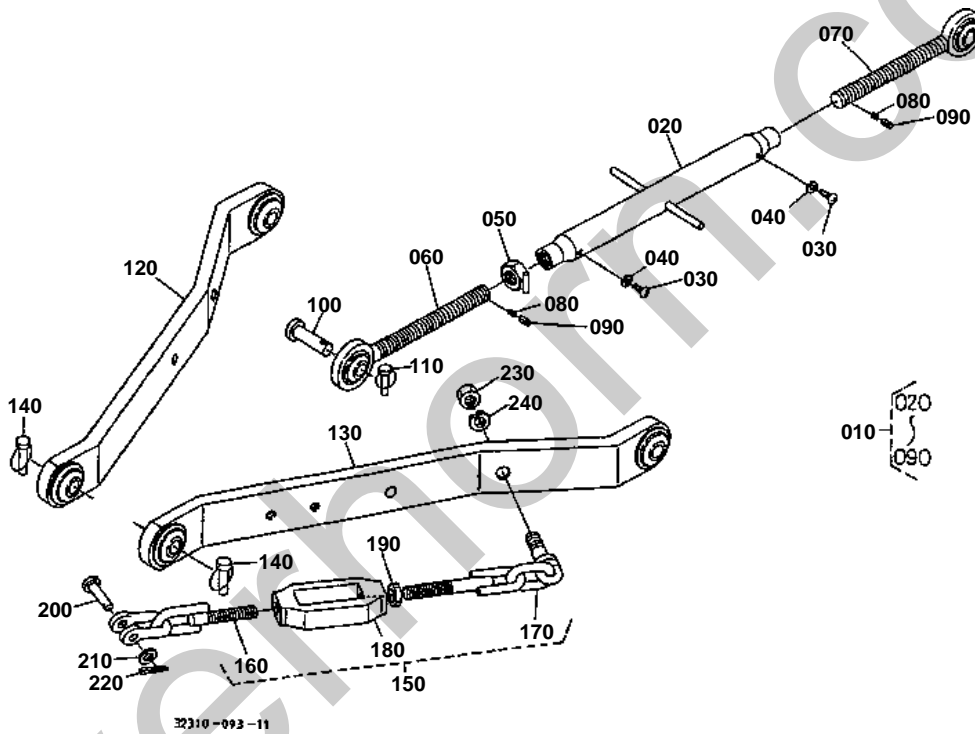
**POSITION CONTROL LEVER [NEW TYPE]**

S.No.;>=60001

↔ Interchangeable; ≠ not interchangeable; ← new for old; → old for new


REF.No	Part No.	Description	Q'ty	S.No.	I/C	REMARKS	Weight (kgf)	Weight (lb)
010	32430-36850	LEVER POSITION	1				0.42	0.924
020	05411-00525	PIN SPRING	1				0.002	0.0044
030	31351-36860	LEVER POSITION	1				0.14	0.308
040	01754-50616	BOLT FLANGE	2				0.006	0.0132
050	31351-36880	GRIP LEVER	1				0.04	0.088
060	38240-36930	STOPPER	1				0.02	0.044
070	04015-60080	WASHER PLAIN	1				0.01	0.022
080	01123-60816	BOLT	1				0.01	0.022
090	31351-36910	STOPPER	1				0.02	0.044
100	01811-50610	BOLT WING	1				0.014	0.0308
110	04013-60060	WASHER PLAIN	1				0.001	0.0022
120	32430-41210	COVER CYL.SIDE LH	1			WITHOUT DRAFT CONTROL	0.11	0.242
130	04810-00140	O RING	2			WITHOUT DRAFT CONTROL	0.001	0.0022
140	01123-50820	BOLT	3			WITHOUT DRAFT CONTROL	0.011	0.0242

3-POINT LINKAGE 1 (LOWER LINK AND TOP LINK) [A] [CA]



170 32420-7182-4

190 05515-51600



32310-810-10

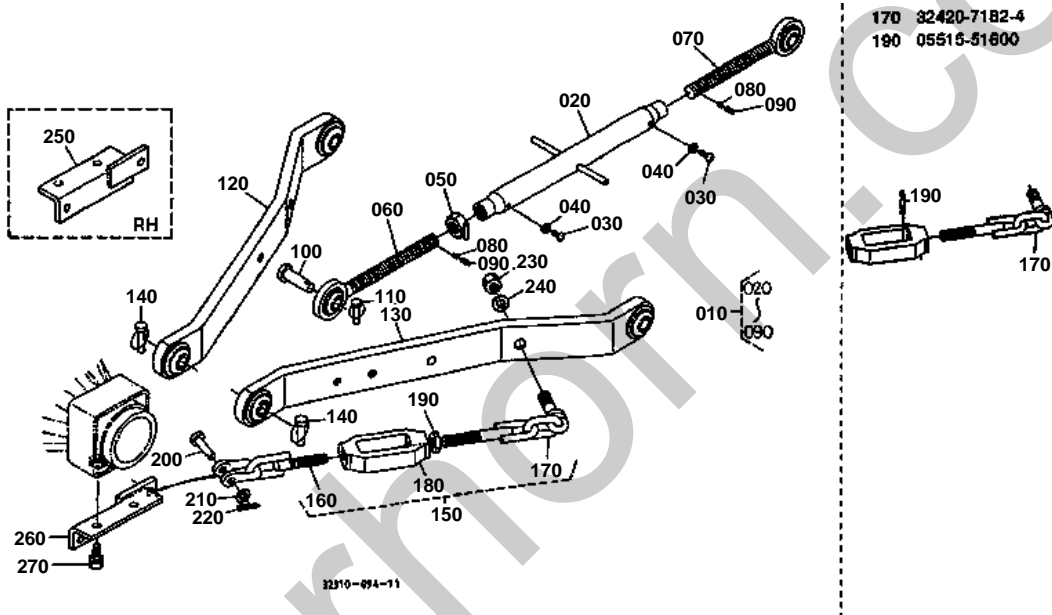


3-POINT LINKAGE 1 (LOWER LINK AND TOP LINK) [A] [CA]

↔ Interchangeable; ≠ not interchangeable; ← new for old; → old for new


REF.No	Part No.	Description	Q'ty	S.No.	I/C	REMARKS	Weight (kgf)	Weight (lb)
010	31341-71100	ASSY LINK TOP	1	<=69999		BLUE	2.85	6.27
010	32310-71100	ASSY LINK TOP	1	>=60001	↔	GRAY	2.8	6.16
020	31341-71110	LINK TOP	1				1.1	2.42
030	31351-71150	SCREW	2				0.018	0.0396
040	04512-60060	WASHER SPRING	2				0.001	0.0022
050	38247-71180	NUT TOP LINK	1				0.06	0.132
060	34670-71210	JOINT TOP LINK RH	1				0.86	1.892
070	34670-71220	JOINT TOP LINK LH	1				0.83	1.826
080	70436-58360	SPRING	2				0.001	0.0022
090	31351-71160	PIN	2				0.002	0.0044
100	31150-71360	PIN JOINT	2				0.166	0.3652
110	34150-37640	PIN SET	2				0.06	0.132
120	32400-71310	COMP.LINK LOWER RH	1	<=59999		BLUE	0	0
120	32310-71310	COMP.LINK LOWER RH	1	>=60001	↔	GRAY	7.2	15.84
130	32400-71330	COMP.LINK LOWER LH	1	<=59999		BLUE	0	0
130	32310-71330	COMP.LINK LOWER LH	1	>=60001	↔	GRAY	7.2	15.84
140	34150-37640	PIN SET	4				0.06	0.132
150	31331-71805	ASSY CHAIN CHECK	2	<=59999		BLUE	1.34	2.948
150	T0030-39700	ASSY CHAIN CHECK	2	>=60001	↔	GRAY	1.27	2.794
150	32330-39700	ASSY CHAIN CHECK	2	>=66232	←		1.3	2.86
160	31331-71813	JOINT CHAIN	2	<=66231			0	0
160	31331-71814	JOINT CHAIN	2	>=66232	←		0.27	0.594
170	32420-71824	JOINT CHAIN	2	<=66231			0.43	0.946
170	31341-71820	JOINT CHAIN	2	>=66232	→		0.435	0.957
180	32420-71840	TURNBUCKLE	2	<=59999		BLUE	0.55	1.21
180	T0030-39730	TURNBUCKLE	2	>=60001	↔	GRAY	0.58	1.276
180	32420-71840	TURNBUCKLE	2	>=66232	←		0.55	1.21
190	05515-51600	PIN SNAP	2	<=66231			0.007	0.0154
190	02052-50140	NUT	2	>=66232	←		0.018	0.0396
200	99571-22820	PIN	2				0.03	0.066
210	04013-50100	WASHER PLAIN	2				0	0
220	05511-50318	PIN SPLIT	2				0.001	0.0022
230	02074-50160	NUT	2				0.029	0.0638
240	04512-60160	WASHER SPRING	2				0.01	0.022

3-POINT LINKAGE 1 (LOWER LINK AND TOP LINK) [AU]



170 32420-7182-4

190 05515-51600



32310-810-10



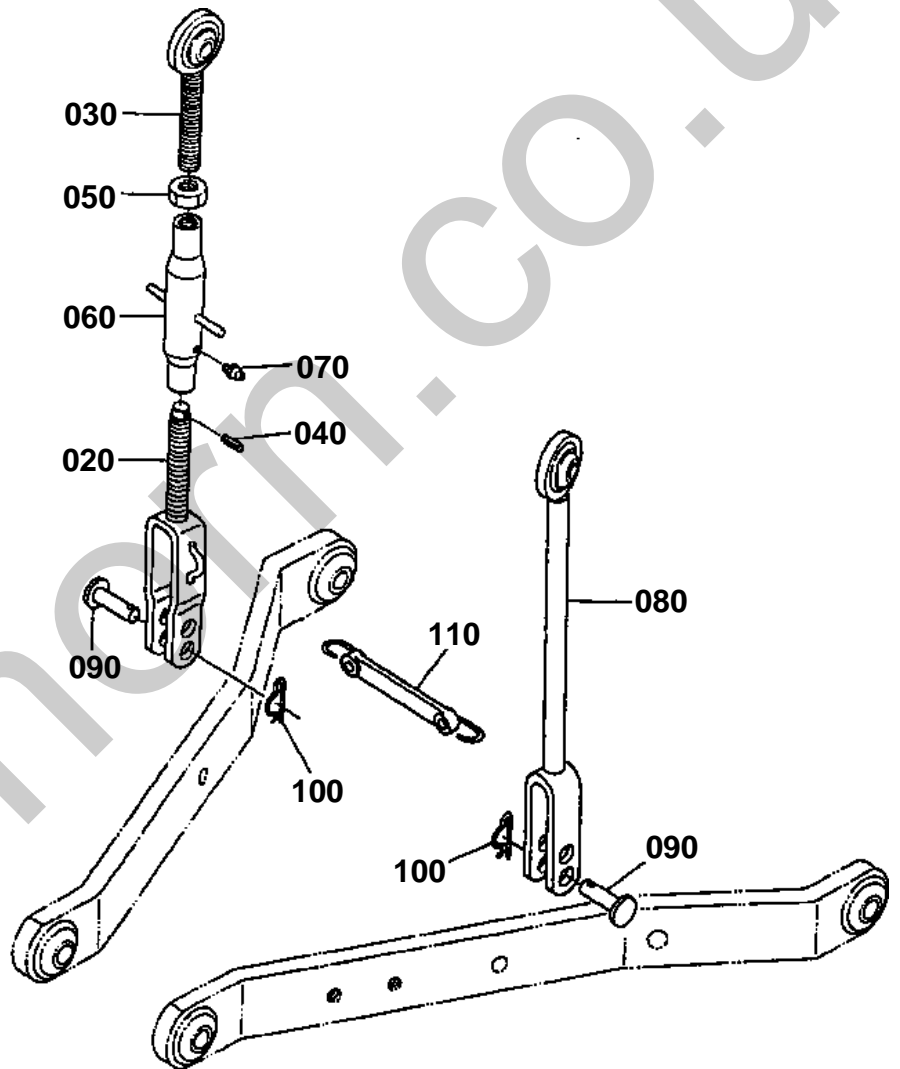
3-POINT LINKAGE 1 (LOWER LINK AND TOP LINK) [AU]

↔ Interchangeable; ≠ not interchangeable; ← new for old; → old for new

REF.No	Part No.	Description	Q'ty	S.No.	I/C	REMARKS	Weight (kgf)	Weight (lb)
010	32310-71100	ASSY LINK TOP	1				2.8	6.16
020	31341-71110	LINK TOP	1				1.1	2.42
030	31351-71150	SCREW	2				0.018	0.0396
040	04512-60060	WASHER SPRING	2				0.001	0.0022
050	38247-71180	NUT TOP LINK	1				0.06	0.132
060	34670-71210	JOINT TOP LINK RH	1				0.86	1.892
070	34670-71220	JOINT TOP LINK LH	1				0.83	1.826
080	70436-58360	SPRING	2				0.001	0.0022
090	31351-71160	PIN	2				0.002	0.0044
100	31150-71360	PIN JOINT	2				0.166	0.3652
110	34150-37640	PIN SET	2				0.06	0.132
120	32310-71310	COMP.LINK LOWER RH	1				7.2	15.84
130	32310-71330	COMP.LINK LOWER LH	1				7.2	15.84
140	34150-37640	PIN SET	4				0.06	0.132
150	T0030-39700	ASSY CHAIN CHECK	2	<=66231			1.27	2.794
150	32330-39700	ASSY CHAIN CHECK	2	>=66232	←		1.3	2.86
160	31331-71813	JOINT CHAIN	2	<=66231			0	0
160	31331-71814	JOINT CHAIN	2	>=66232	←		0.27	0.594
170	32420-71824	JOINT CHAIN	2	<=66231			0.43	0.946
170	31341-71820	JOINT CHAIN	2	>=66232	→		0.435	0.957
180	T0030-39730	TURNBUCKLE	2	<=66231			0.58	1.276
180	32420-71840	TURNBUCKLE	2	>=66232	←		0.55	1.21
190	05515-51600	PIN SNAP	2	<=66231			0.007	0.0154
190	02052-50140	NUT	2	>=66232	←		0.018	0.0396
200	99571-22820	PIN	2				0.03	0.066
210	04013-50100	WASHER PLAIN	2				0	0
220	05511-50318	PIN SPLIT	2				0.001	0.0022
230	02074-50160	NUT	2				0.029	0.0638
240	04512-60160	WASHER SPRING	2				0.01	0.022
250	32317-71910	HOLDER CHECK CHAIN R	1				1.03	2.266
260	32317-71920	HOLDER CHECK CHAIN L	1				1.05	2.31
270	01133-51230	BOLT	4				0.04	0.088

3-POINT LINKAGE 2 (LIFT ROD)

010 { 020
070



32310-095-10

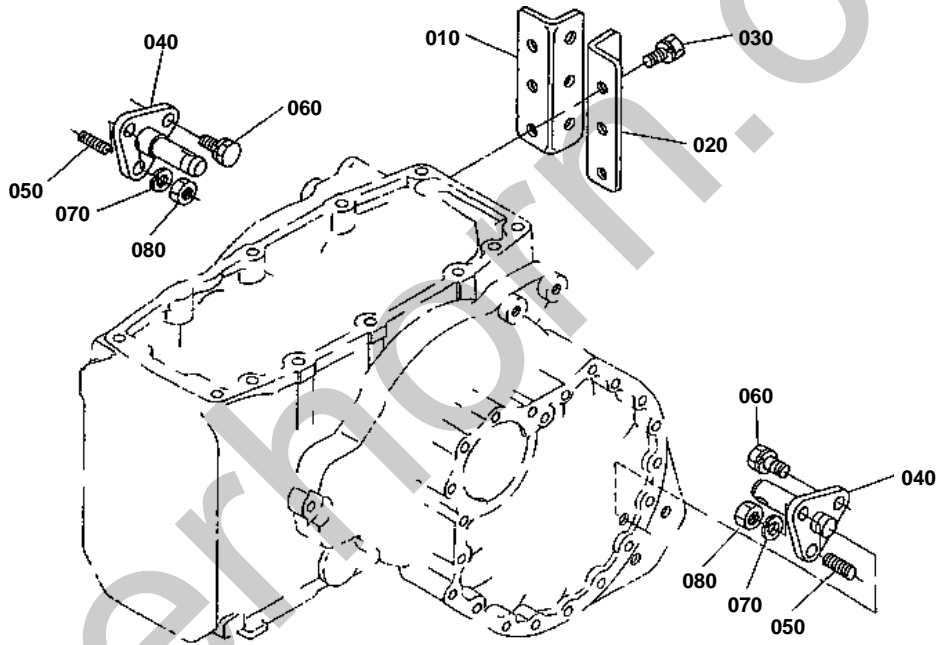


3-POINT LINKAGE 2 (LIFT ROD)

↔ Interchangeable; ≠ not interchangeable; ← new for old; → old for new

REF.No	Part No.	Description	Q'ty	S.No.	I/C	REMARKS	Weight (kgf)	Weight (lb)
010	32400-71560	ASSY ROD LIFT RH	1	<=59999		BLUE	0	0
010	32310-71560	ASSY ROD LIFT RH	1	>=60001	↔	GRAY	2.1	4.62
020	32400-71520	ROD LIFT LOWER	1				0.93	2.046
030	31331-71510	ROD LIFT UPPER	1				0.58	1.276
040	05411-00320	PIN SPRING	1				0.001	0.0022
050	35110-71570	NUT	1				0.05	0.11
060	38187-71770	ROD LIFT MIDDLE	1				0.54	1.188
070	06613-10675	NIPPLE GREASE	1				0.003	0.0066
080	32400-71540	ROD LIFT LH	1	<=59999		BLUE	1.57	3.454
080	32310-71540	ROD LIFT LH	1	>=60001	↔	GRAY	1.55	3.41
090	38187-71580	PIN LIFT ROD	2				0.061	0.1342
100	05515-51600	PIN SNAP	2				0.007	0.0154
110	38187-71750	COMP.RUBBER	1	<=50433			0	0
110	35080-71750	COMP.RUBBER	1	>=50434	↔		0.065	0.143

TOP LINK BRACKET AND LOWER LINK HOLDER



32310-096-10

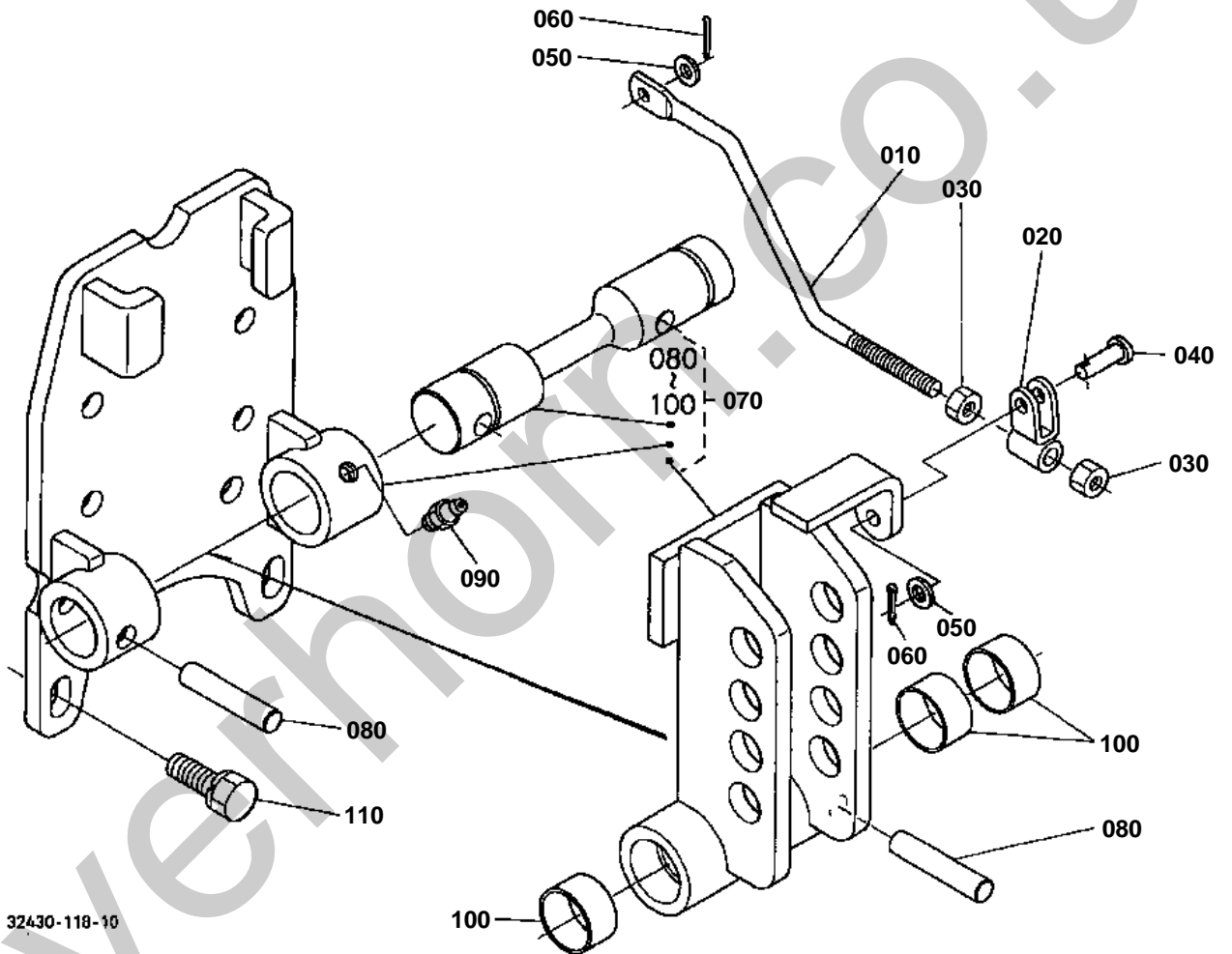


TOP LINK BRACKET AND LOWER LINK HOLDER

↔ Interchangeable; ≠ not interchangeable; ← new for old; → old for new

REF.No	Part No.	Description	Q'ty	S.No.	I/C	REMARKS	Weight (kgf)	Weight (lb)
010	99571-22140	HOLDER TOP LINK RH	1			WITH POSITION CONTROL	0.99	2.178
020	99571-22150	HOLDER TOP LINK LH	1			WITH POSITION CONTROL	0.99	2.178
030	01133-51230	BOLT	6			WITH POSITION CONTROL	0.04	0.088
040	31351-29820	HOLDER LOWER LINK	2				0.515	1.133
050	01574-51225	STUD	2				0.034	0.0748
060	01133-51230	BOLT	4				0.04	0.088
070	04512-50120	WASHER SPRING	2				0	0
080	02176-50120	NUT	2				0.01	0.022

TOP LINK BRACKET (WITH DRAFT CONTROL) [OPTION]



32430-118-10

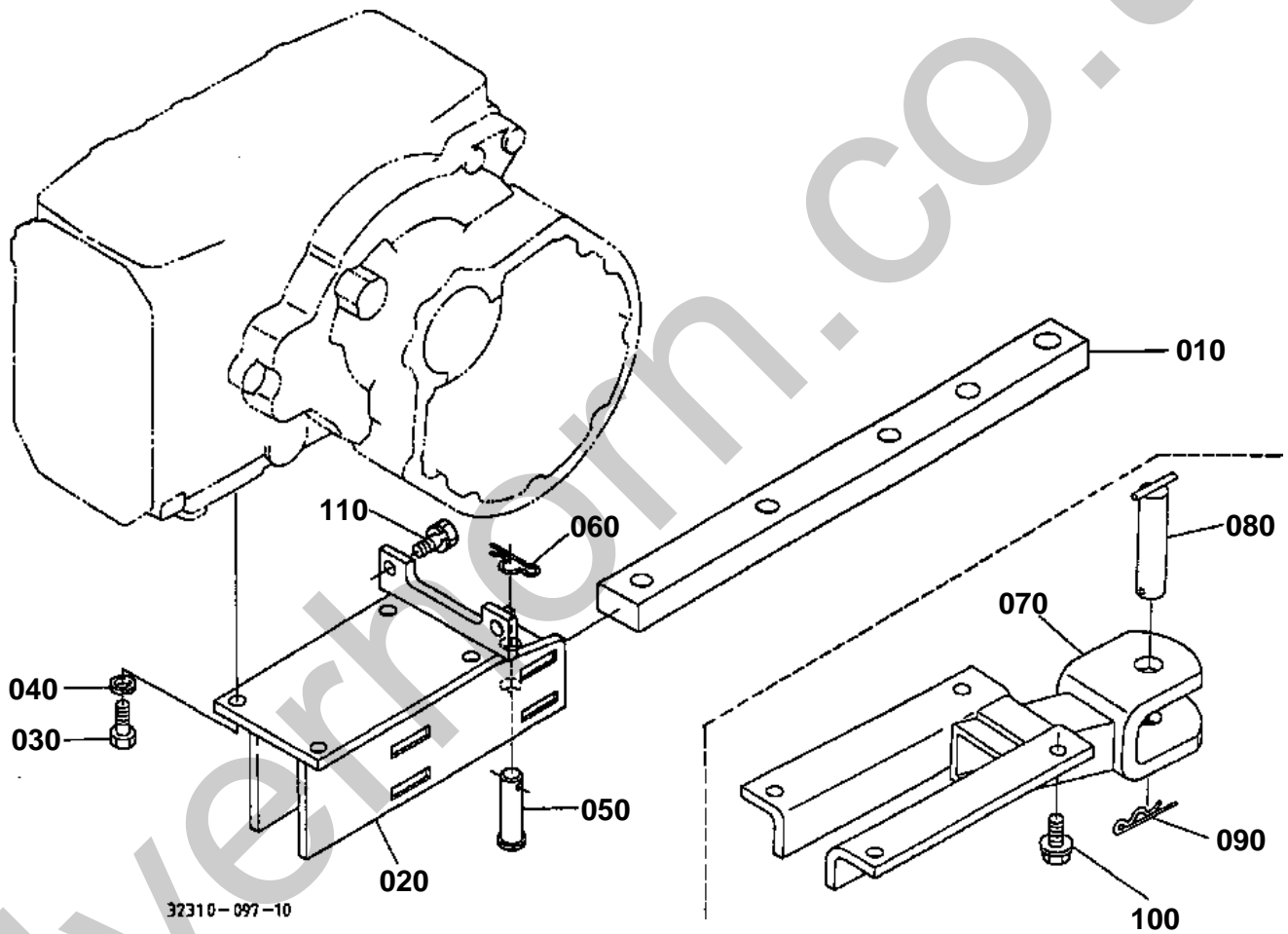


TOP LINK BRACKET (WITH DRAFT CONTROL) [OPTION]

↔ Interchangeable; ≠ not interchangeable; ← new for old; → old for new

REF.No	Part No.	Description	Q'ty	S.No.	I/C	REMARKS	Weight (kgf)	Weight (lb)
010	35080-41310	ROD DRAFT CONTROL	1				0	0
020	35260-41320	HOLDER CONTROL	1				0.03	0.066
030	02112-50080	NUT	2				0.003	0.0066
040	05122-50818	PIN JOINT	1				0.008	0.0176
050	04012-50080	WASHER PLAIN	2				0.001	0.0022
060	05511-50218	PIN SPLIT	2				0.001	0.0022
070	35080-41400	COMP HOLDER TOP LINK	1				6.85	15.07
080	37300-41440	PIN STRAIGHT	2				0.055	0.121
090	06613-10010	NIPPLE GREASE	2				0.006	0.0132
100	37300-41450	BUSH	3				0.03	0.066
110	01133-51230	BOLT	6				0.04	0.088

DRAWBAR AND HITCH



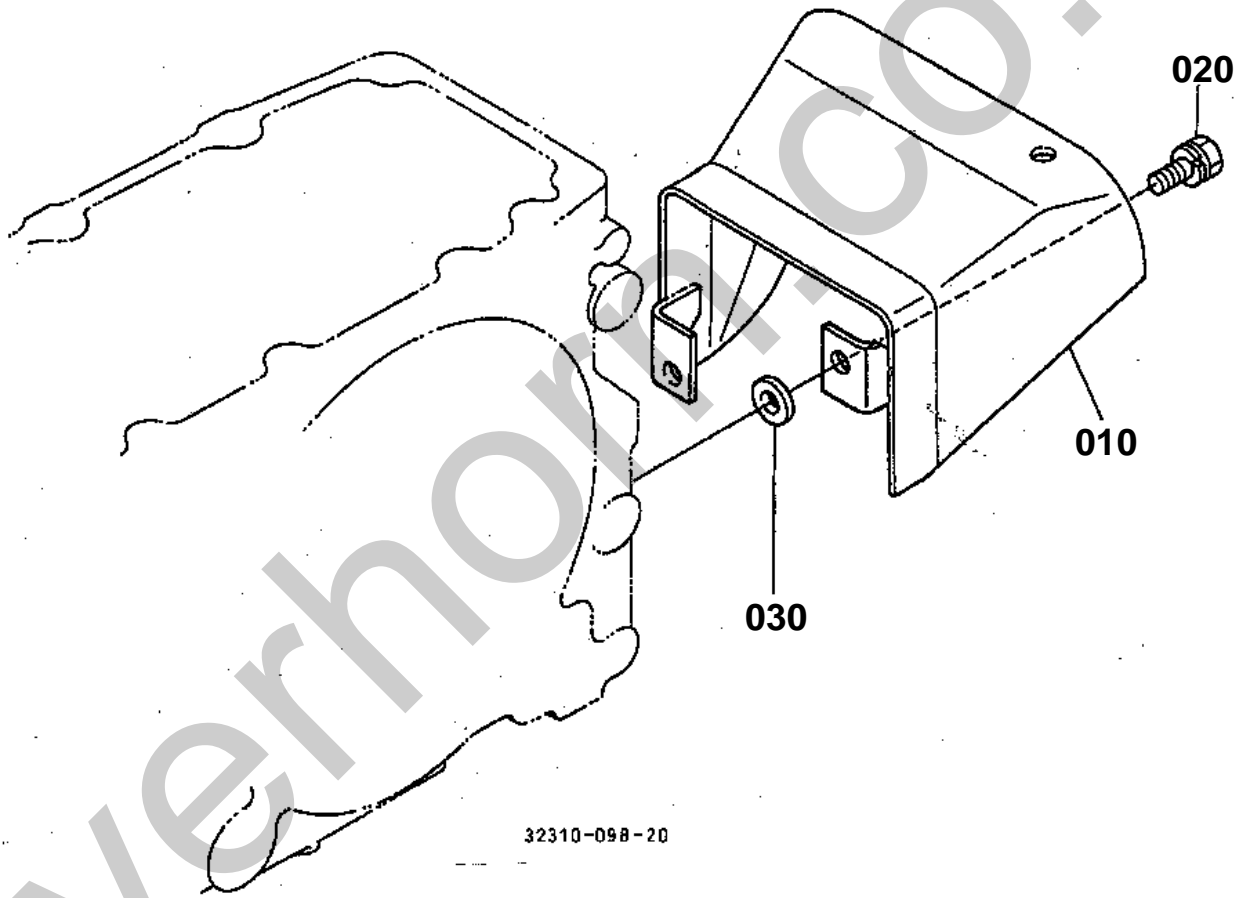


DRAWBAR AND HITCH

↔ Interchangeable; ≠ not interchangeable; ← new for old; → old for new

REF.No	Part No.	Description	Q'ty	S.No.	I/C	REMARKS	Weight (kgf)	Weight (lb)
010	32430-29710	DRAWBAR	1	<=59999		[A] [CA] BLUE	0	0
010	35070-29710	DRAWBAR	1	>=60001	↔	[A] [CA] GRAY	6.7	14.74
020	35000-29730	FRAME DRAWBAR	1			[A] [CA] GRAY	8.88	19.536
030	01173-51430	BOLT	4			[A] [CA] GRAY	0.052	0.1144
040	04512-60140	WASHER SPRING	4			[A] [CA] GRAY	0.006	0.0132
050	05112-52070	PIN JOINT	1			[A] [CA] GRAY	0.186	0.4092
060	05515-51600	PIN SNAP	1			[A] [CA] GRAY	0.007	0.0154
070	32400-29710	HITCH	1			A:ALL B:[AU]	4.45	9.79
080	38240-29780	PIN HITCH	1			A:ALL B:[AU]	0	0
090	70515-16330	PIN SPRING	1			A:ALL B:[AU]	0.028	0.0616
100	01774-51430	BOLT FLANGE	4			A:ALL B:[AU]	0.06	0.132

PTO SHAFT PROTECTOR



32310-098-20

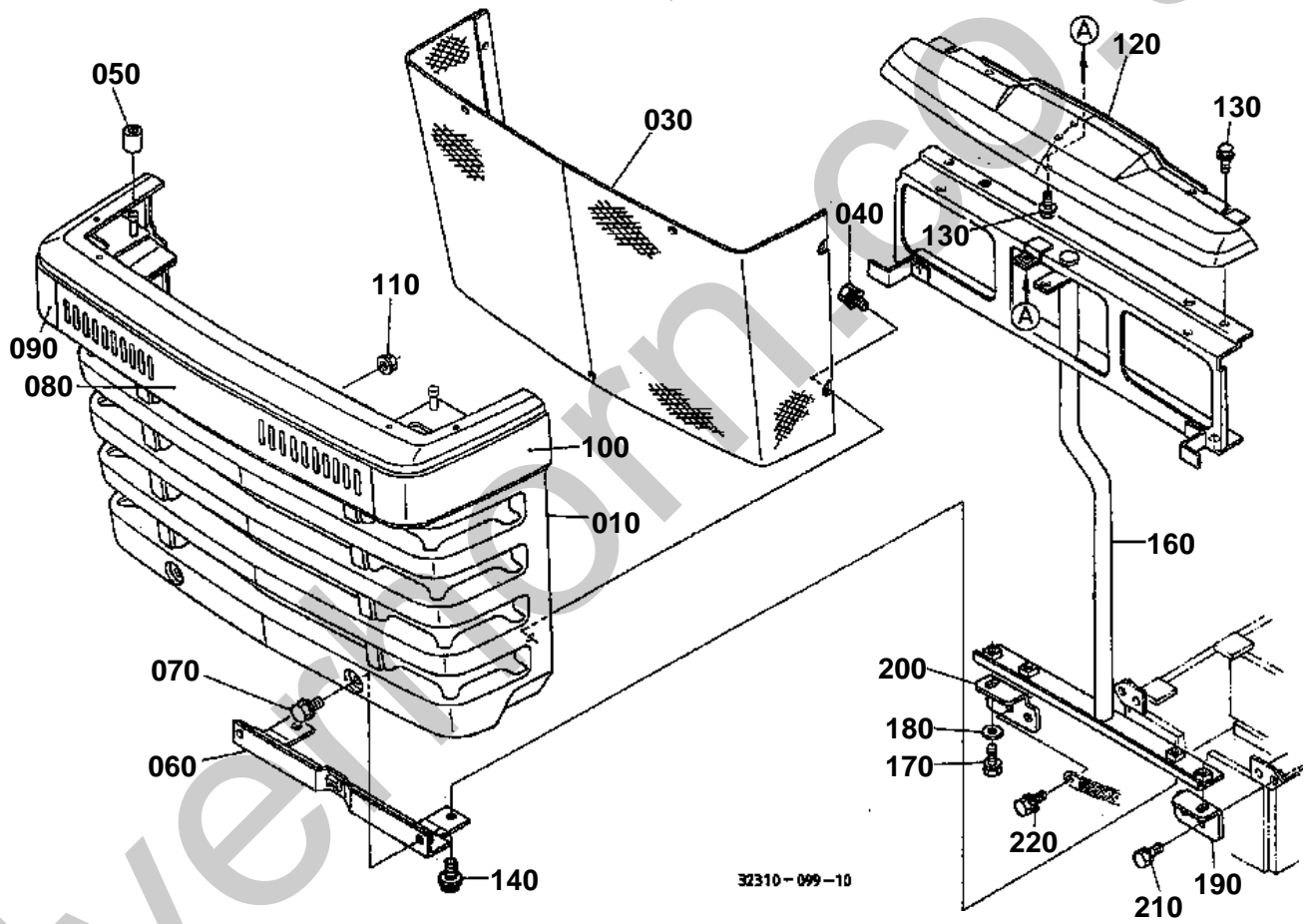


PTO SHAFT PROTECTOR

↔ Interchangeable; ≠ not interchangeable; ← new for old; → old for new

REF.No	Part No.	Description	Q'ty	S.No.	I/C	REMARKS	Weight (kgf)	Weight (lb)
010	32400-25330	PROTECTOR PTO SHAFT	1	<=59999		BLUE	2.1	4.62
010	32310-25330	PROTECTOR PTO SHAFT	1	>=60001	↔	GRAY	1.8	3.96
020	01133-51230	BOLT	4	<=52206			0.04	0.088
020	01133-51230	BOLT	3	>=52207			0.04	0.088
030	35114-25340	COLLAR	2	<=52206			0.02	0.044
030	35114-25340	COLLAR	1	>=52207			0.02	0.044

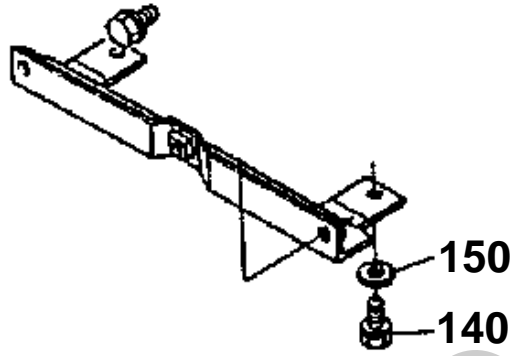
FRONT GRILLE



FRONT GRILLE

140 01123-60816

150 04013-50080



Silverhorn.CO.UK

32310-803-10

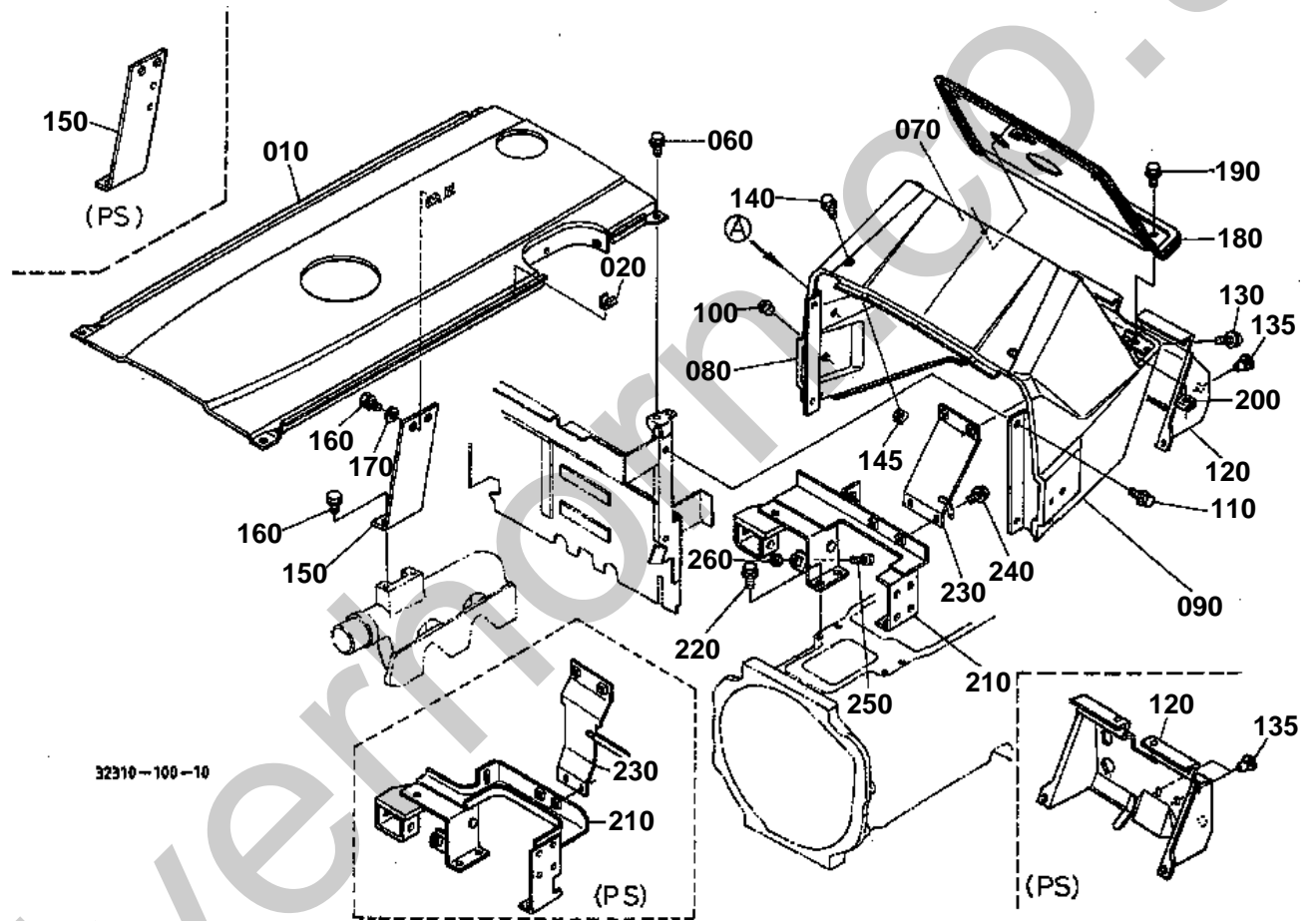


FRONT GRILLE

↔ Interchangeable; ≠ not interchangeable; ← new for old; → old for new

REF.No	Part No.	Description	Q'ty	S.No.	I/C	REMARKS	Weight (kgf)	Weight (lb)
010	30400-18230	GRILLE FRONT	1				4.8	10.56
030	30590-18250	NET FRONT GRILLE	1				0.385	0.847
040	30442-15230	BOLT	7				0.01	0.022
050	31351-18260	PIPE	2				0.001	0.0022
060	35080-18280	RETAINER GRILLE	1				0.27	0.594
070	01754-50816	BOLT FLANGE	2				0.011	0.0242
080	32430-94170	BELT GRILLE FRONT	1				0.145	0.319
090	32430-94180	BELT GRILLE RH	1				0.07	0.154
100	32430-94190	BELT GRILLE LH	1				0.07	0.154
110	02761-50050	NUT FLANGE	8				0.005	0.011
120	34670-18160	ROOF FRONT	1				0.345	0.759
130	01754-50612	BOLT FLANGE	3				0.005	0.011
140	01754-50812	BOLT FLANGE	2				0.01	0.022
160	35080-18310	SUPPORT GRILLE	1				2	4.4
170	01123-50820	BOLT	2				0.011	0.0242
180	04015-60080	WASHER PLAIN	2				0.01	0.022
190	32430-18320	STAY FRONT GRILLE LH	1			MANUAL STRG.	0.08	0.176
190	32400-45820	STAY FRONT GRILLE LH	1			POWER STRG.	0.13	0.286
200	32430-18330	STAY FRONT GRILLE RH	1			MANUAL STRG.	0.09	0.198
200	32400-45830	STAY FRONT GRILLE RH	1			POWER STRG.	0.135	0.297
210	01133-51020	BOLT	1				0.02	0.044
220	01135-61020	BOLT	1				0.015	0.033

HOOD (BONNET)



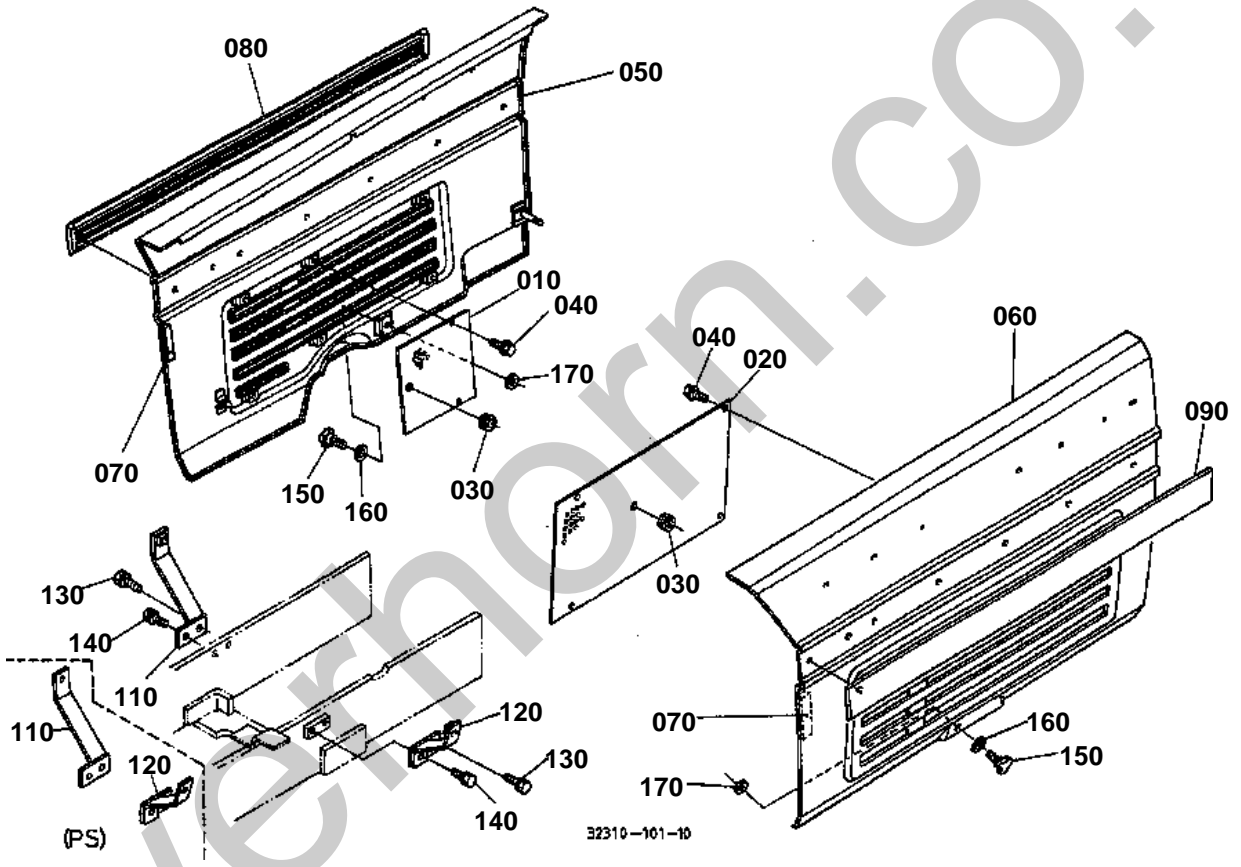


HOOD (BONNET)

↔ Interchangeable; ≠ not interchangeable; ← new for old; → old for new

REF.No	Part No.	Description	Q'ty	S.No.	I/C	REMARKS	Weight (kgf)	Weight (lb)
010	32400-18600	COMP BONNET UPPER	1				5	11
020	30442-18624	CUSHION	5	<=52039			0	0
020	30442-18625	CUSHION	5	>=52040	←		0.005	0.011
060	01754-50616	BOLT FLANGE	4				0.006	0.0132
070	32400-18770	ROOF REAR	1				0.445	0.979
080	32400-18810	COMP BONNET REAR RH	1	<=59999			1.08	2.376
080	32403-18810	COMP BONNET REAR RH	1	>=60001	↔		1.115	2.453
090	32400-18820	COMP.BONNET REAR LH	1				1.12	2.464
100	38240-29570	PLUG	2				0.001	0.0022
110	01754-50612	BOLT FLANGE	4				0.005	0.011
120	32400-24410	BOARD SWITCH	1			MANUAL STRG.	0.59	1.298
120	35010-24410	BOARD SWITCH	1			POWER STRG.	0.6	1.32
130	01754-50612	BOLT FLANGE	4				0.005	0.011
135	35110-32420	PLUG	2				0.002	0.0044
140	30400-19072	BOLT FLANGE	3				0.06	0.132
145	38240-29250	NUT SPRING	2				0.005	0.011
150	32400-18390	SUPPORT BONNET	1			MANUAL STRG.	0.395	0.869
150	35010-18390	SUPPORT BONNET	1			POWER STRG.	0.46	1.012
160	01123-50820	BOLT	4				0.011	0.0242
170	04015-60080	WASHER PLAIN	2				0.01	0.022
180	32400-45510	PANEL	1	<=51693			0	0
180	32400-45512	PANEL	1	>=51694	←		0.86	1.892
190	01754-50612	BOLT FLANGE	6				0.005	0.011
200	38240-29250	NUT SPRING	5				0.005	0.011
210	32400-35280	SUPPORT ACCEL.LEVER	1	<=59999		MANUAL STRG. BLUE	0	0
210	32310-35280	SUPPORT ACCEL.LEVER	1	>=60001	↔	MANUAL STRG. GRAY	0	0
210	32400-45680	SUPPORT ACCEL.LEVER	1	<=59999		POWER STRG. BLUE	0	0
210	32310-45680	SUPPORT ACCEL.LEVER	1	>=60001	↔	POWER STRG. GRAY	1.39	3.058
220	01754-50812	BOLT FLANGE	4				0.01	0.022
230	32400-18910	SUPPORT BONNET REAR	1	<=59999		MANUAL STRG. BLUE	0.27	0.594
230	32310-18910	SUPPORT BONNET REAR	1	>=60001	↔	MANUAL STRG. GRAY	0.25	0.55
230	35010-18910	SUPPORT BONNET REAR	1	<=59999		POWER STRG. BLUE	0.345	0.759
230	32317-18910	SUPPORT BONNET REAR	1	>=60001	↔	POWER STRG. GRAY	0.345	0.759
240	01754-50812	BOLT FLANGE	4				0.01	0.022
250	01155-50840	BOLT	2				0.02	0.044
260	02112-50080	NUT	2				0.003	0.0066

HOOD (SIDE COVER)



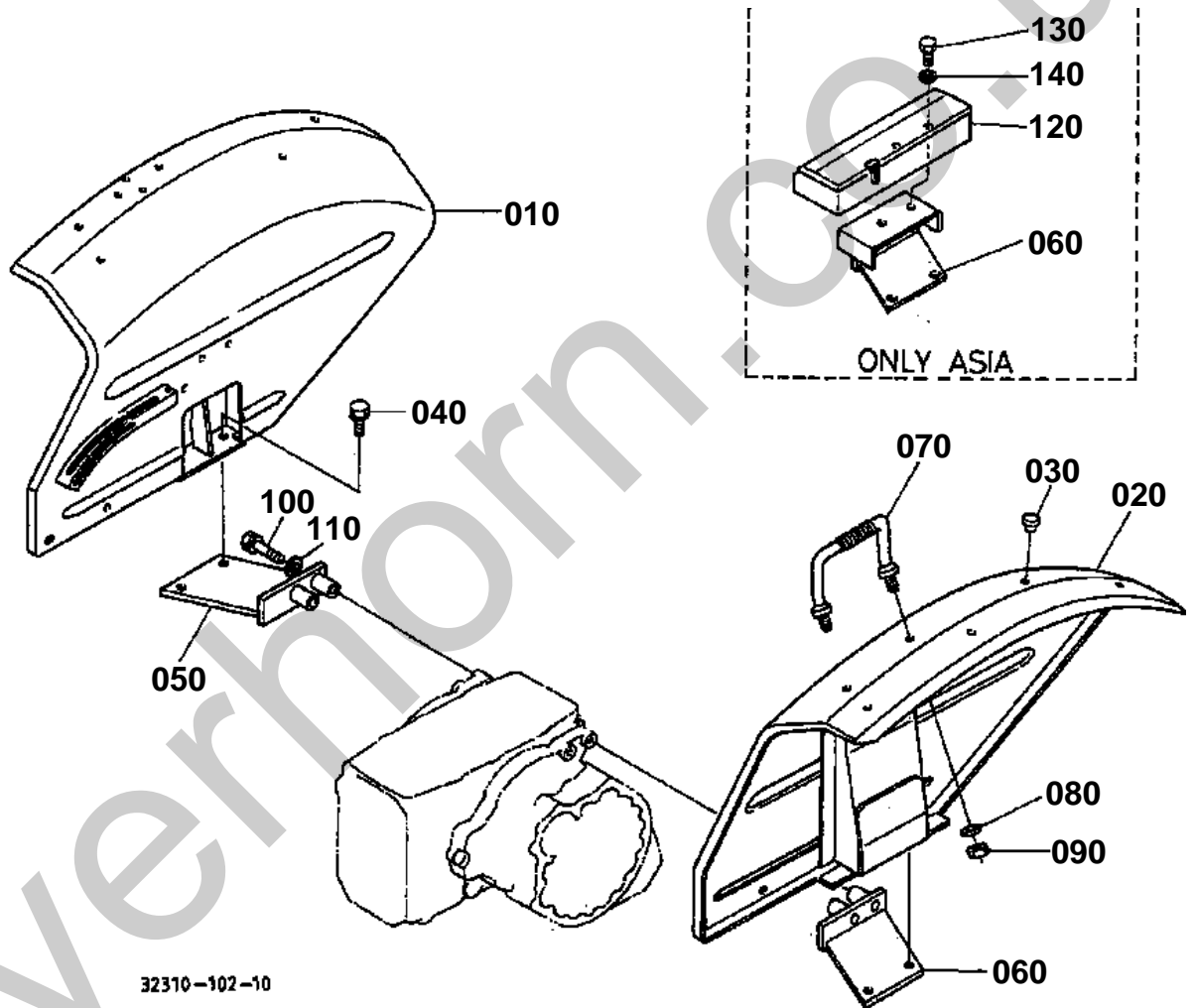


HOOD (SIDE COVER)

↔ Interchangeable; ≠ not interchangeable; ← new for old; → old for new

REF.No	Part No.	Description	Q'ty	S.No.	I/C	REMARKS	Weight (kgf)	Weight (lb)
010	32400-18140	NET BONNET SIDE RH	1				0.12	0.264
020	32400-18150	NET BONNET SIDE LH	1				0.31	0.682
030	38240-18220	CUSHION	2				0.003	0.0066
040	01754-50610	BOLT FLANGE	6				0.006	0.0132
050	32470-18630	COMP.BONNET SIDE RH	1				4	8.8
060	32470-18640	COMP.BONNET SIDE LH	1				5.9	12.98
070	32400-18950	CUSHION BONNET	2				0.01	0.022
080	31341-18680	COMP BELT SIDE RH	1				0.48	1.056
090	31341-18690	COMP BELT SIDE LH	1				0.47	1.034
110	32400-18710	SUPPORT HOOK RH	1			MANUAL STRG.	0.21	0.462
110	35010-18710	SUPPORT HOOK RH	1			POWER STRG.	0.43	0.946
120	32400-18720	SUPPORT HOOK LH	1			MANUAL STRG.	0.175	0.385
120	35010-18720	SUPPORT HOOK LH	1			POWER STRG.	0.36	0.792
130	01123-60814	BOLT	4				0.008	0.0176
140	01123-50820	BOLT	2				0.011	0.0242
150	01820-50825	BOLT KNOB	2				0.028	0.0616
160	04015-60080	WASHER PLAIN	2				0.01	0.022
170	32400-18220	RUBBER KNOB BOLT	2				0.001	0.0022

FENDER [OLD TYPE]



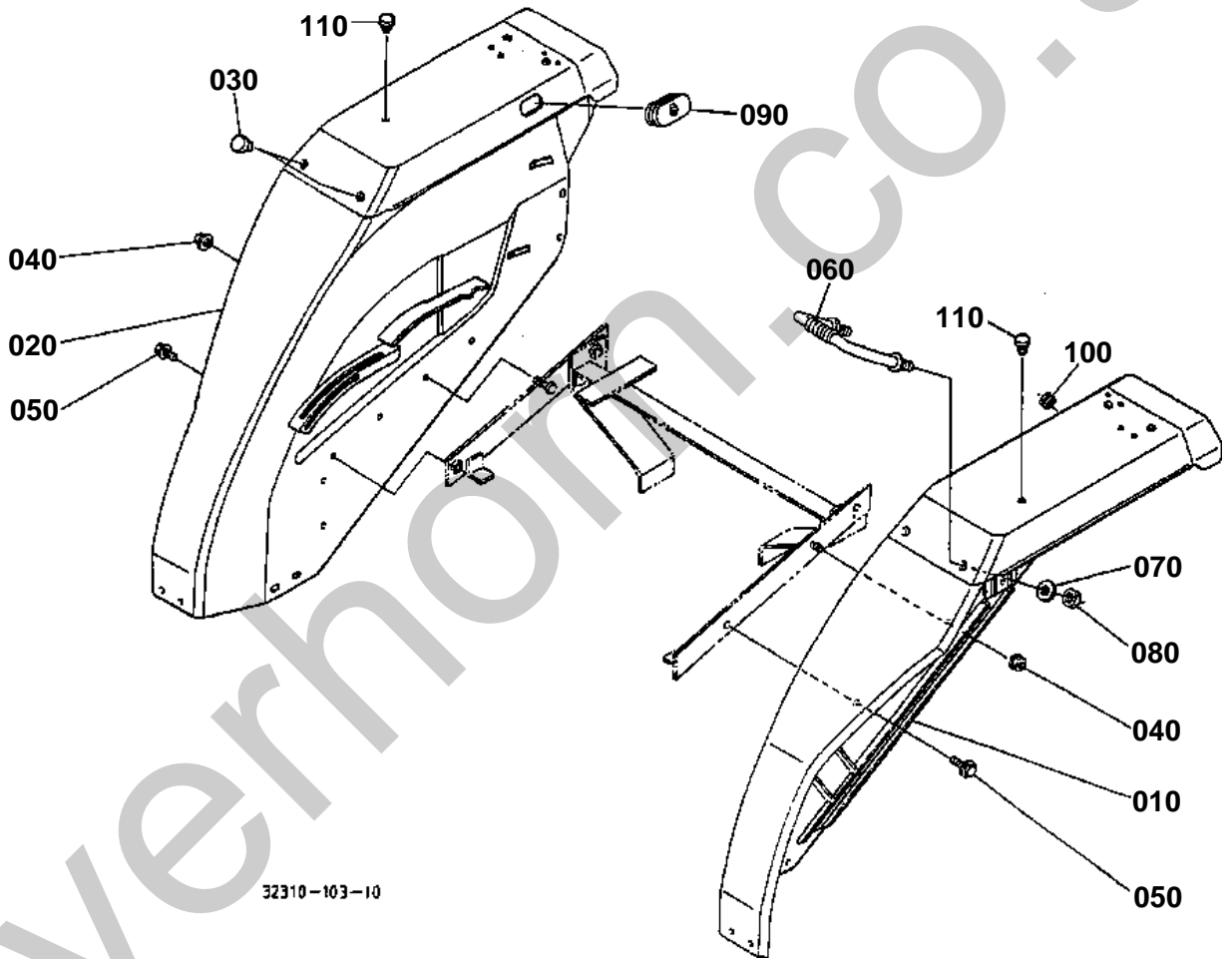
**FENDER [OLD TYPE]**

S.No.;<=59999

↔ Interchangeable; ≠ not interchangeable; ← new for old; → old for new

REF.No	Part No.	Description	Q'ty	S.No.	I/C	REMARKS	Weight (kgf)	Weight (lb)
010	32400-29113	COMP.FENDER RH	1				8	17.6
020	32400-29120	COMP.FENDER LH	1				6.8	14.96
030	34159-34290	PLUG	4				0.004	0.0088
040	01133-51220	BOLT	4				0.04	0.088
050	32400-29210	BRACKET FENDER RH	1				2.3	5.06
060	32400-29220	BRACKET FENDER LH	1				2.18	4.796
070	35260-29190	HANDRAIL	1				0.27	0.594
080	04013-60140	WASHER PLAIN	2				0.01	0.022
090	02174-50140	NUT	2				0.014	0.0308
100	01173-51265	BOLT	4				0.063	0.1386
110	04512-50120	WASHER SPRING	4				0	0

FENDER [NEW TYPE]

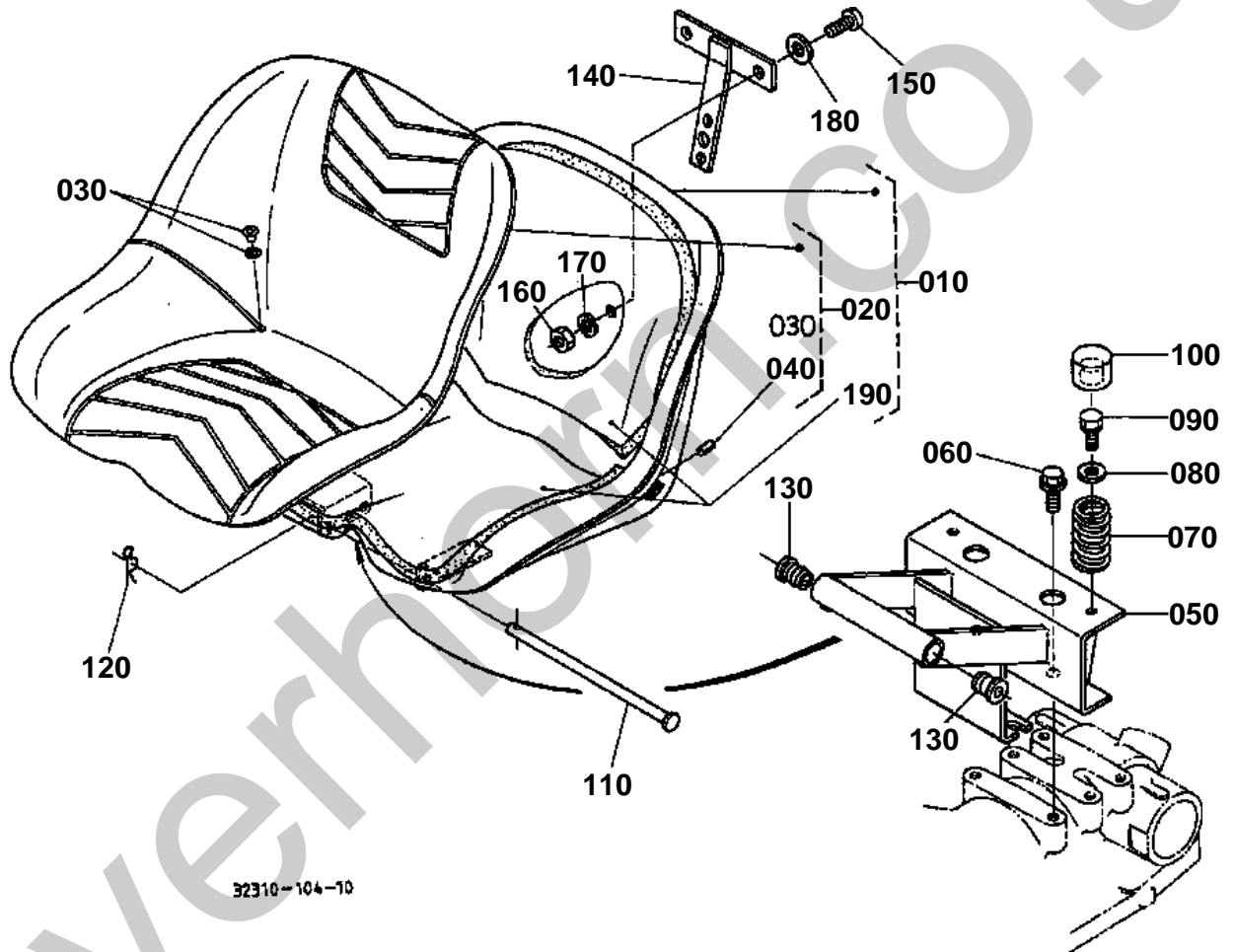


**FENDER [NEW TYPE]**

S.No.;>=60001

↔ Interchangeable; ≠ not interchangeable; ← new for old; → old for new

REF.No	Part No.	Description	Q'ty	S.No.	I/C	REMARKS	Weight (kgf)	Weight (lb)
010	32470-29010	COMP.FENDER LH	1	<=61924			9.7	21.34
010	32421-29010	COMP.FENDER LH	1	>=61925	←		9.7	21.34
020	35010-29040	COMP.FENDER RH	1				11	24.2
030	30810-29170	PLUG	2				0.003	0.0066
040	02751-50080	NUT FLANGE	2				0.006	0.0132
050	01754-50816	BOLT FLANGE	4				0.011	0.0242
060	34670-29440	HANDRAIL	1				0.1	0.22
070	04013-60140	WASHER PLAIN	2				0.01	0.022
080	02174-50140	NUT	2				0.014	0.0308
090	31351-29490	GROMMET	1				0.003	0.0066
100	32150-29180	CAP RUBBER	1				0.002	0.0044
110	32530-29170	PLUG	2				0.001	0.0022

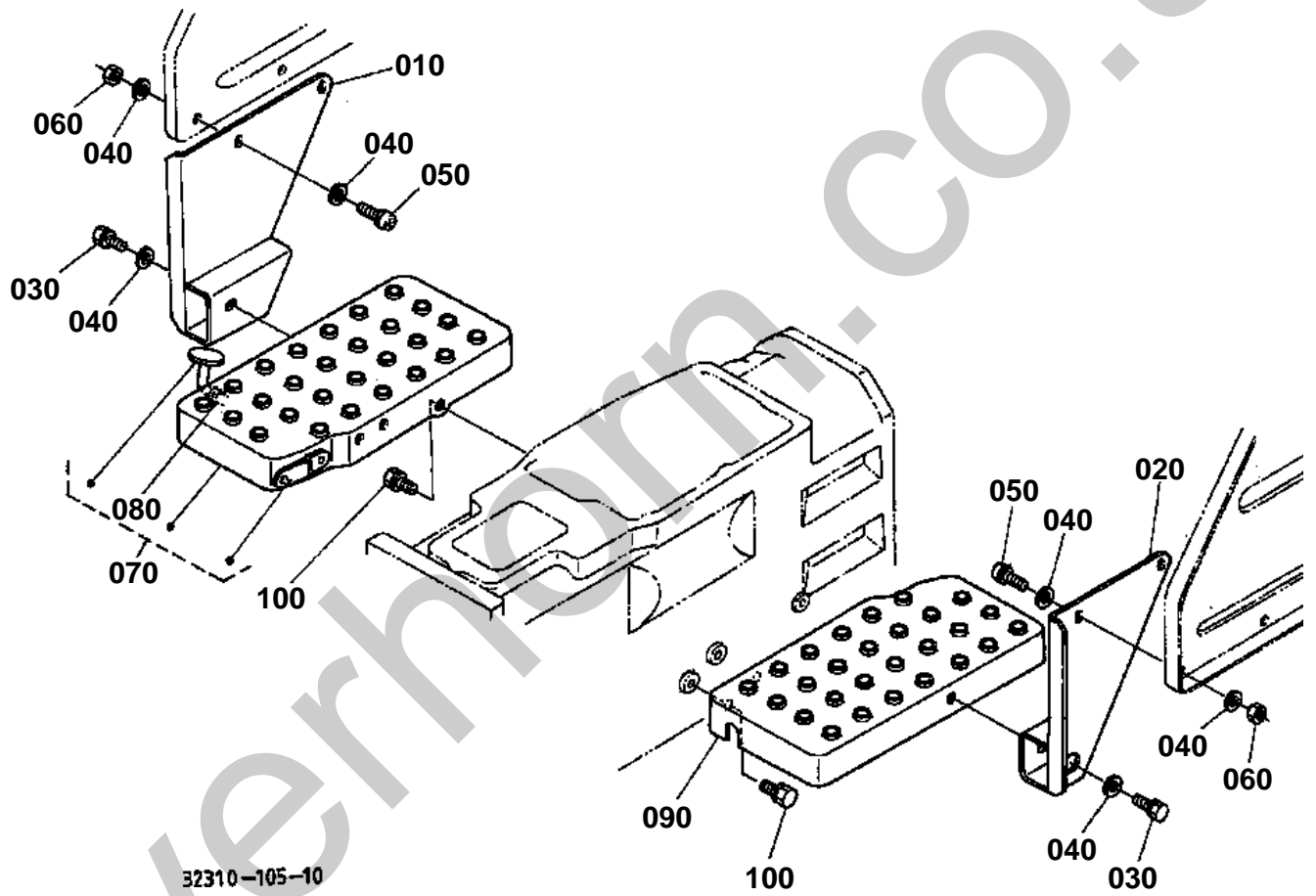




SEAT

↔ Interchangeable; ≠ not interchangeable; ← new for old; → old for new

REF.No	Part No.	Description	Q'ty	S.No.	I/C	REMARKS	Weight (kgf)	Weight (lb)
010	35110-85014	ASSY SEAT	1	<=53515			0	0
010	35110-85015	ASSY SEAT	1	>=55516	←		5.8	12.76
020	35110-99100	ASSY COVER SEAT	1				0.52	1.144
030	35110-85050	EYELET	4				0.005	0.011
040	35110-85060	PROTECTOR	3				0.01	0.022
050	32310-18450	SUPPORT SEAT	1				3	6.6
060	01774-51016	BOLT FLANGE	4				0.02	0.044
070	66301-52810	SPRING SEAT	2				0.12	0.264
080	04015-60080	WASHER PLAIN	2				0.01	0.022
090	01123-50825	BOLT	2				0.013	0.0286
100	66301-52820	CAP SPRING	2				0.04	0.088
110	38240-18470	PIN SEAT	1				0.085	0.187
120	05516-61000	PIN SNAP	1				0.003	0.0066
130	37150-18490	CUSHION	2				0.014	0.0308
140	32400-18480	BKT.TRIANGLE PLATE	1				0.225	0.495
150	03014-50616	SCREW	2				0.003	0.0066
160	02014-50060	NUT	2				0.003	0.0066
170	04512-60060	WASHER SPRING	2				0.001	0.0022
180	04012-50060	WASHER PLAIN	2				0.001	0.0022
190	36200-85030	PAD	1				0.42	0.924

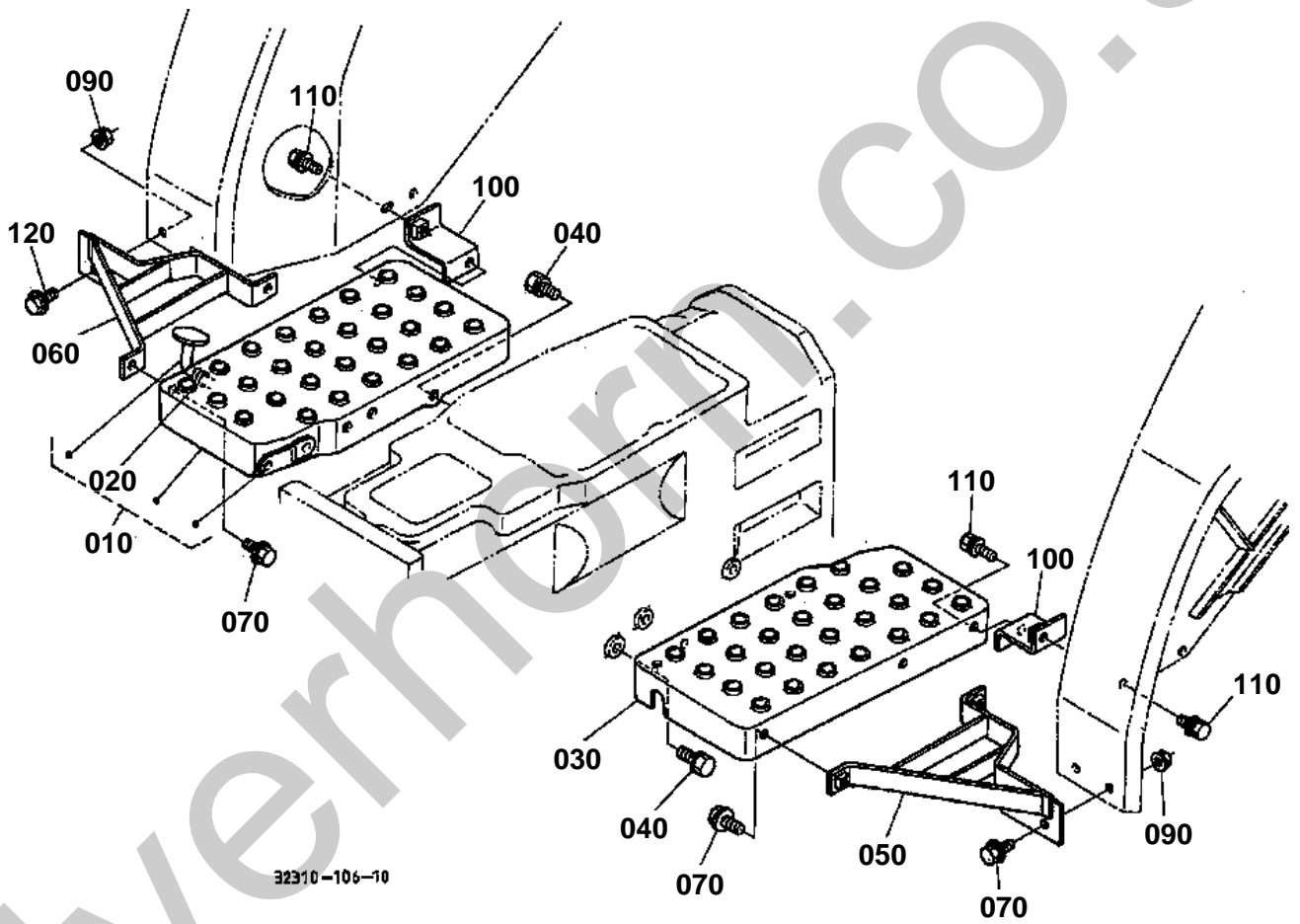




STEP [OIL TYPE]
S.No.;<=59999

↔ Interchangeable; ≠ not interchangeable; ← new for old; → old for new

REF.No	Part No.	Description	Q'ty	S.No.	I/C	REMARKS	Weight (kgf)	Weight (lb)
010	32400-29140	COVER FENDER RH	1				0.86	1.892
020	35210-29160	COVER FENDER LH	1				0.87	1.914
030	01123-50820	BOLT	2				0.011	0.0242
040	04015-60080	WASHER PLAIN	10				0.01	0.022
050	03004-50820	SCREW WITH WASHER	4				0.011	0.0242
060	02114-50080	NUT	6				0.005	0.011
070	37150-29900	COMP.STEP RH	1				1.78	3.916
080	37150-17530	SPRING	1				0.01	0.022
090	37150-29920	STEP LH	1				1.61	3.542
100	01133-51016	BOLT	6				0.015	0.033



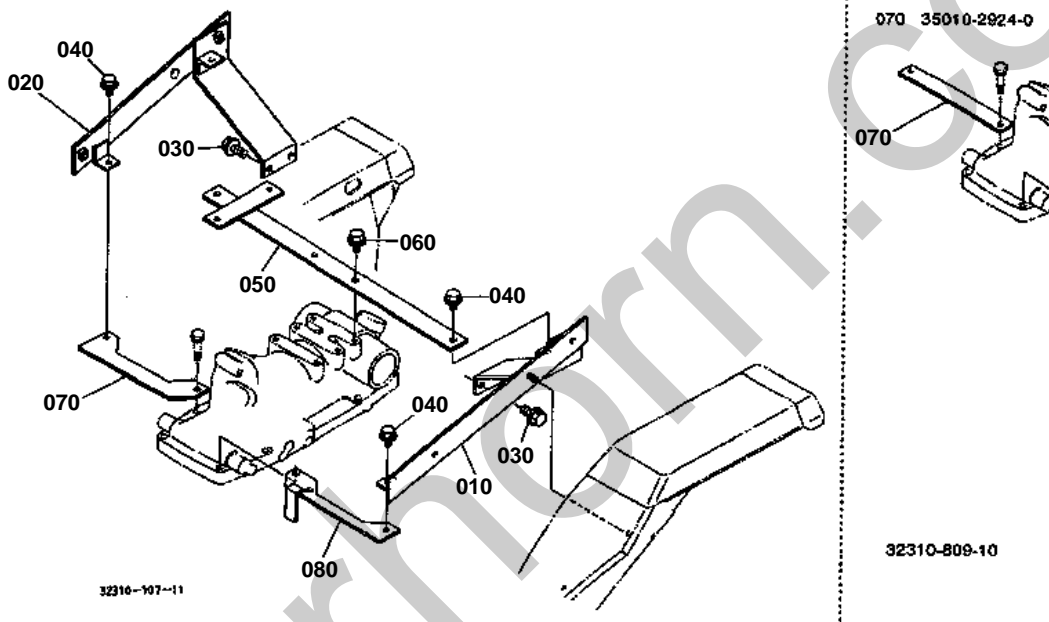
**STEP [NEW TYPE]**

S.No.;>=60001

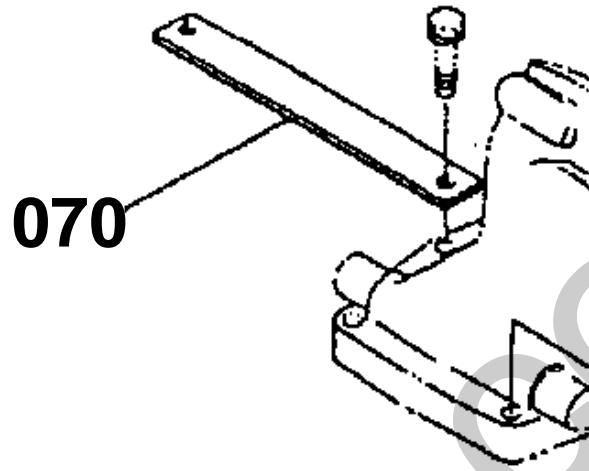
↔ Interchangeable; ≠ not interchangeable; ← new for old; → old for new

REF.No	Part No.	Description	Q'ty	S.No.	I/C	REMARKS	Weight (kgf)	Weight (lb)
010	32310-29900	COMP.STEP RH	1				1.9	4.18
020	37150-17530	SPRING	1				0.01	0.022
030	32310-29920	STEP LH	1				1.7	3.74
040	01133-51016	BOLT	6				0.015	0.033
050	32310-29140	STEP AUX.LH	1				0.57	1.254
060	32310-29150	STEP AUX.RH	1				0.57	1.254
070	01754-50816	BOLT FLANGE	8				0.011	0.0242
090	02751-50080	NUT FLANGE	6				0.006	0.0132
100	35000-29320	CONNECTOR FENDER	2				0.06	0.132
110	01125-60816	BOLT	4				0.01	0.022
120	01754-50825	BOLT FLANGE	2				0.01	0.022

FENDER SUPPORT [NEW TYPE]



070 35010-2924-0



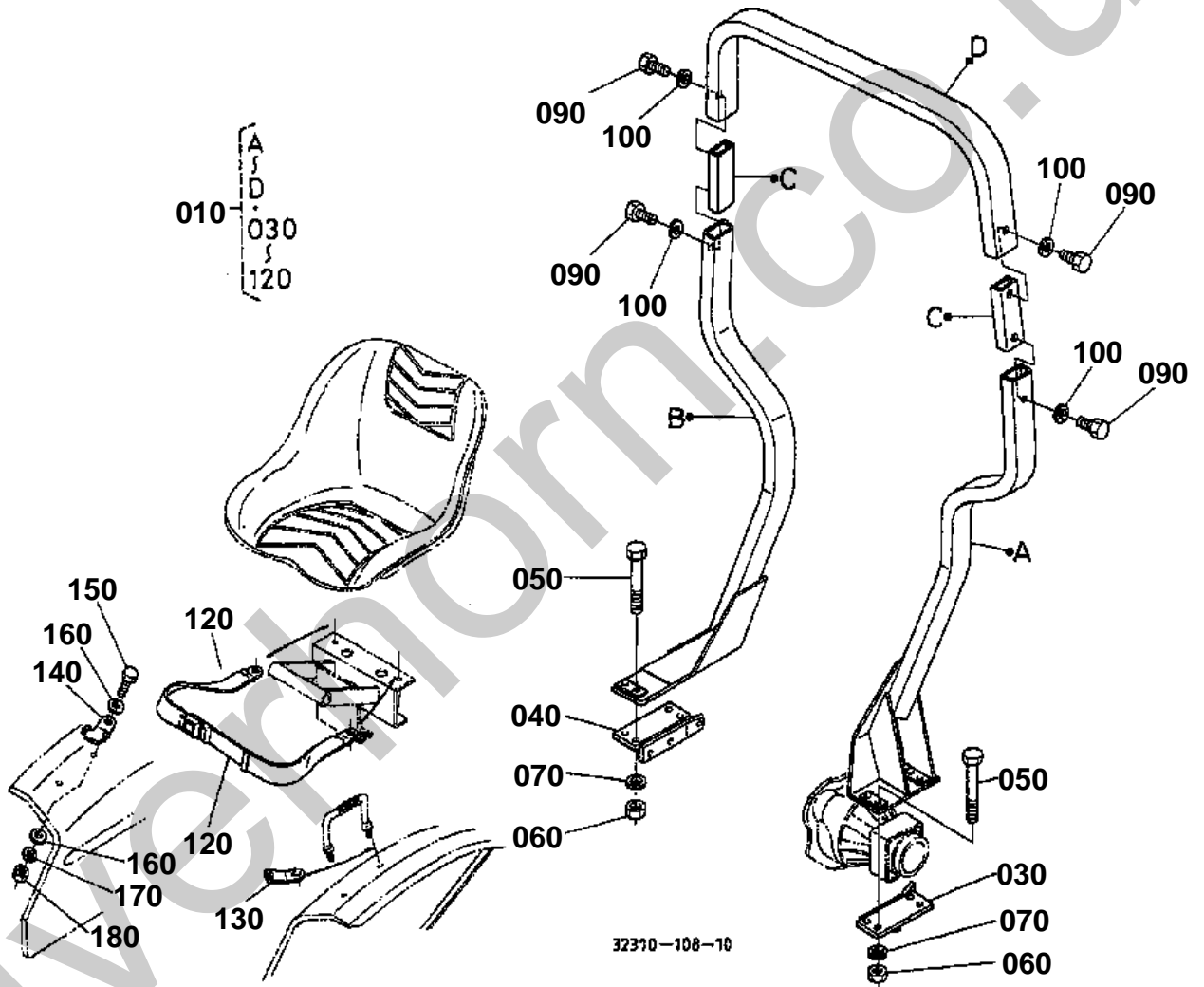
32310-809-10

**FENDER SUPPORT [NEW TYPE]**

S.No.;>=60001

↔ Interchangeable; ≠ not interchangeable; ← new for old; → old for new

REF.No	Part No.	Description	Q'ty	S.No.	I/C	REMARKS	Weight (kgf)	Weight (lb)
010	35010-29210	SUPPORT FENDER LH	1	<=66244			0	0
010	35010-29212	SUPPORT FENDER LH	1	>=66245	←		2.06	4.532
020	35010-29220	SUPPORT FENDER RH	1	<=66244			0	0
020	35010-29222	SUPPORT FENDER RH	1	>=66245	←		1.915	4.213
030	01774-51220	BOLT FLANGE	4				0.03	0.066
040	01754-50816	BOLT FLANGE	4				0.011	0.0242
050	35010-29230	STAY FENDER REAR	1				1.13	2.486
060	01774-51016	BOLT FLANGE	2				0.02	0.044
070	35010-29240	STAY FENDER RH	1	<=61924			0	0
070	35010-29242	STAY FENDER RH	1	>=61925	←		0.3	0.66
080	35010-29250	STAY FENDER LH	1				0.315	0.693

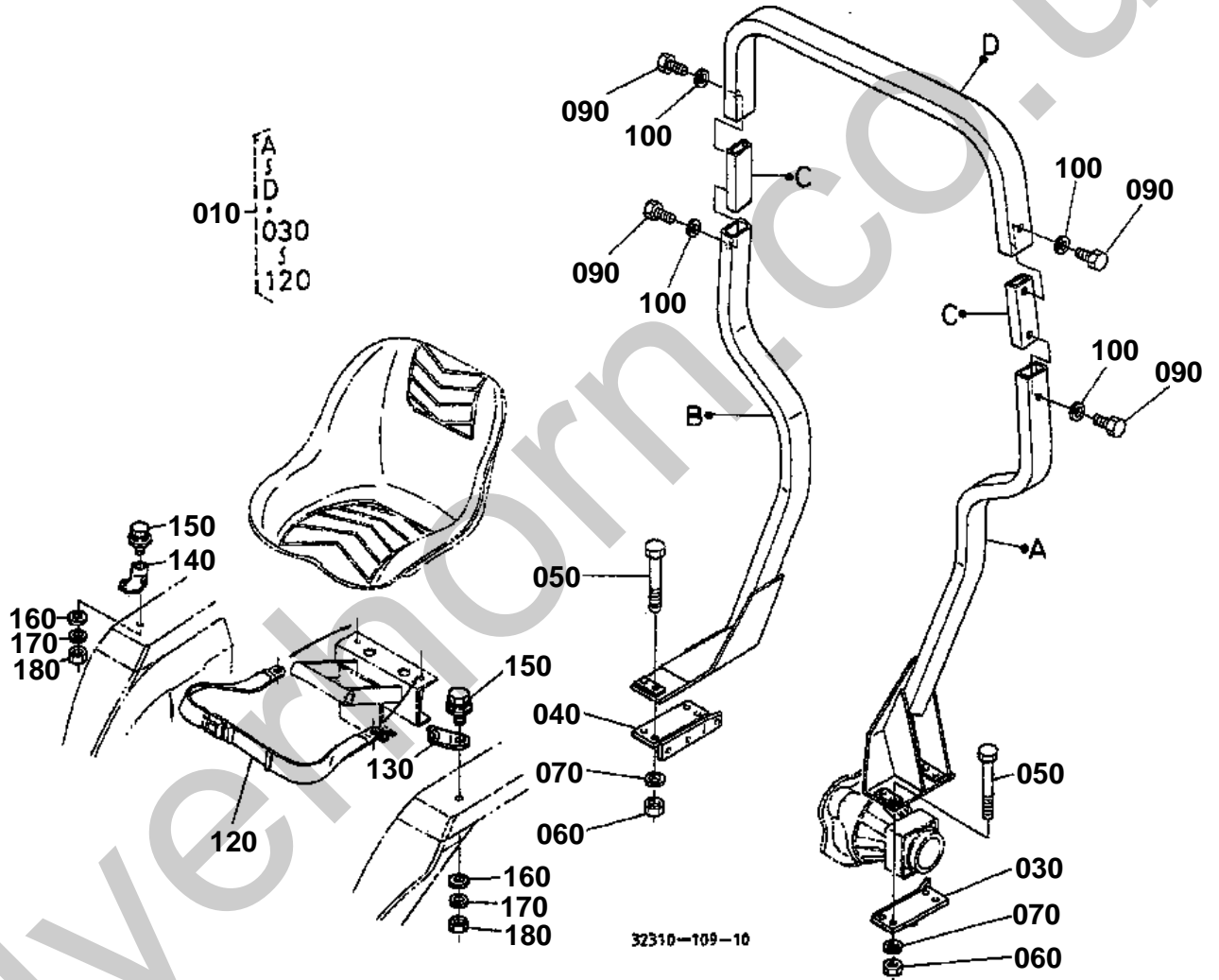


**ROPS [OLD TYPE]**

S.No.;<=59999

↔ Interchangeable; ≠ not interchangeable; ← new for old; → old for new

REF.No	Part No.	Description	Q'ty	S.No.	I/C	REMARKS	Weight (kgf)	Weight (lb)
010	32310-48010	ASSY ROPS	1				0	0
030	32400-34730	BRACKET CHAIN LH	1			BLUE	2.29	5.038
040	32400-34740	BRACKET CHAIN RH	1			BLUE	2.35	5.17
050	32430-34740	BOLT	8				0.3	0.66
060	32530-29040	NUT	8				0.03	0.066
070	04512-60160	WASHER SPRING	8				0.01	0.022
090	01173-51428	BOLT	4				0.049	0.1078
100	04512-60140	WASHER SPRING	4				0.006	0.0132
120	66416-72190	ASSY BELT SEAT	1				0.34	0.748
130	66416-72200	HOLDER SEAT BELT	1				0.028	0.0616
140	66416-72210	HOLDER SEAT BELT	1				0.032	0.0704
150	01173-51425	BOLT	1				0.047	0.1034
160	04013-60140	WASHER PLAIN	2				0.01	0.022
170	04512-60140	WASHER SPRING	1				0.006	0.0132
180	02174-50140	NUT	1				0.014	0.0308

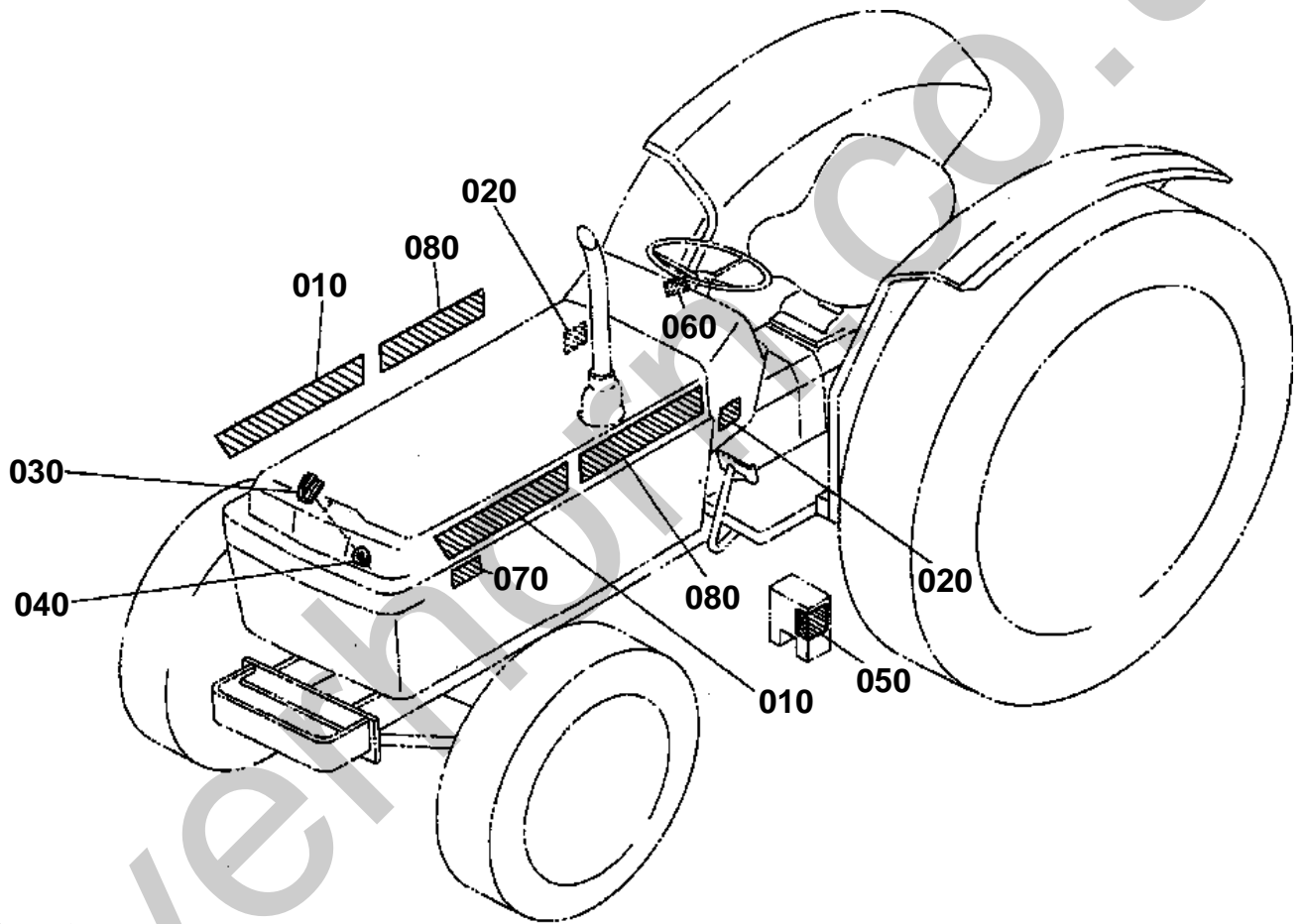


**ROPS [NEW TYPE]**

S.No.;>=60001

↔ Interchangeable; ≠ not interchangeable; ← new for old; → old for new

REF.No	Part No.	Description	Q'ty	S.No.	I/C	REMARKS	Weight (kgf)	Weight (lb)
010	32310-48010	ASSY ROPS	1				0	0
030	32310-34730	BRACKET CHAIN LH	1			GRAY	2.3	5.06
040	32310-34740	BRACKET CHAIN LH	1			GARY	2.3	5.06
050	32430-34740	BOLT	8				0.3	0.66
060	32530-29040	NUT	8				0.03	0.066
070	04512-60160	WASHER SPRING	8				0.01	0.022
090	01173-51428	BOLT	4				0.049	0.1078
100	04512-60140	WASHER SPRING	4				0.006	0.0132
120	66416-72190	ASSY BELT SEAT	1				0.34	0.748
130	66416-72200	HOLDER SEAT BELT	1				0.028	0.0616
140	66416-72210	HOLDER SEAT BELT	1				0.032	0.0704
150	01135-51225	BOLT	2				0.05	0.11
160	04013-60120	WASHER PLAIN	2				0.01	0.022
170	04512-50120	WASHER SPRING	2				0	0
180	02174-50120	NUT	2				0.01	0.022



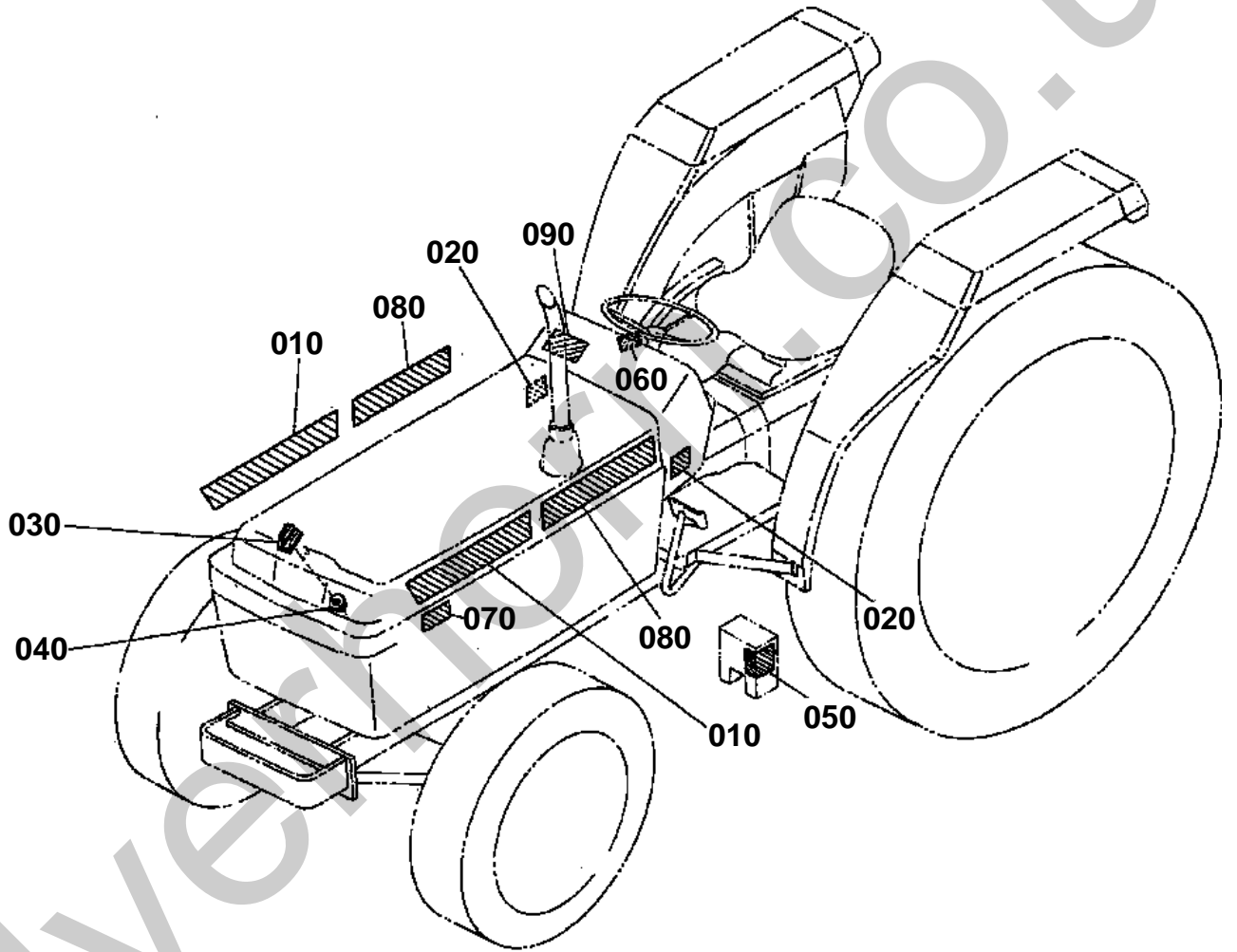
32310-110-10

**LABEL 1 [OLD TYPE]**

S.No.;<=59999

↔ Interchangeable; ≠ not interchangeable; ← new for old; → old for new

REF.No	Part No.	Description	Q'ty	S.No.	I/C	REMARKS	Weight (kgf)	Weight (lb)
010	35040-65100	MARK MODEL LH	2				0.01	0.022
020	32400-65240	LABEL SIDE	2				0.005	0.011
030	38150-65180	EMBLEM	1				0.02	0.044
040	02761-50040	NUT FLANGE	1				0.002	0.0044
050	35176-15930	LABEL PEDAL	1				0.005	0.011
060	35170-15940	CARD INSTRUCTION	1				0.015	0.033
070	31353-65820	MARK 4WD	2			ENGLISH	0.002	0.0044
070	32580-65830	MARK 4RM	2			FRENCH	0.002	0.0044
080	35080-65350	LABEL KUBOTA	2				0.001	0.0022

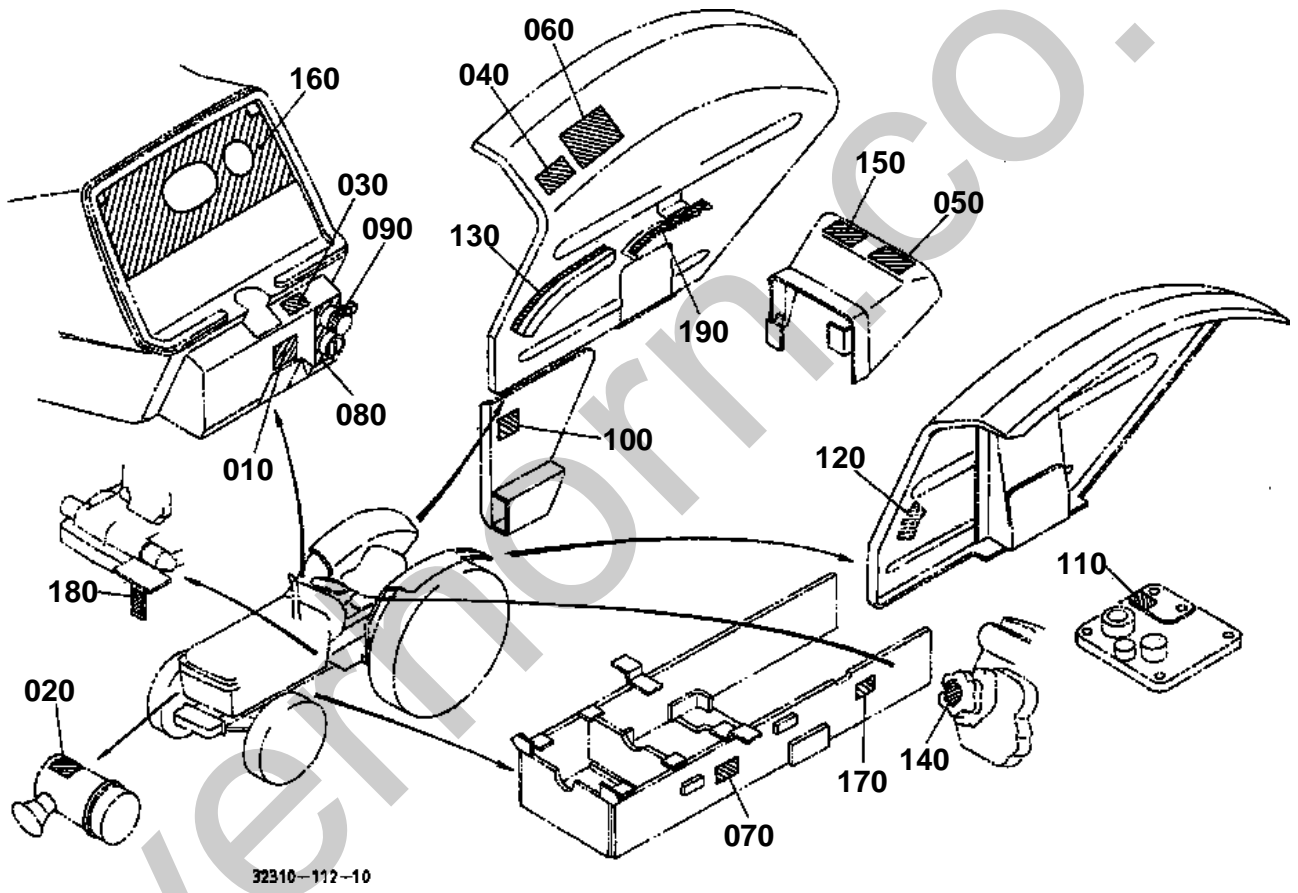


**LABEL 1 [NEW TYPE]**

S.No.;>=60001

↔ Interchangeable; ≠ not interchangeable; ← new for old; → old for new

REF.No	Part No.	Description	Q'ty	S.No.	I/C	REMARKS	Weight (kgf)	Weight (lb)
010	35040-65100	MARK MODEL LH	2				0.01	0.022
020	32400-65240	LABEL SIDE	2				0.005	0.011
030	38150-65180	EMBLEM	1				0.02	0.044
040	02761-50040	NUT FLANGE	1				0.002	0.0044
050	35176-15930	LABEL PEDAL	1				0.005	0.011
060	35170-15940	CARD INSTRUCTION	1				0.015	0.033
070	31353-65820	MARK 4WD	2			ENGLISH	0.002	0.0044
070	32580-65830	LABEL 4RM	2			FRENCH	0.002	0.0044
080	35080-65350	LABEL KUBOTA	2				0.001	0.0022
090	TA040-49560	LABEL FILLER	1				0	0

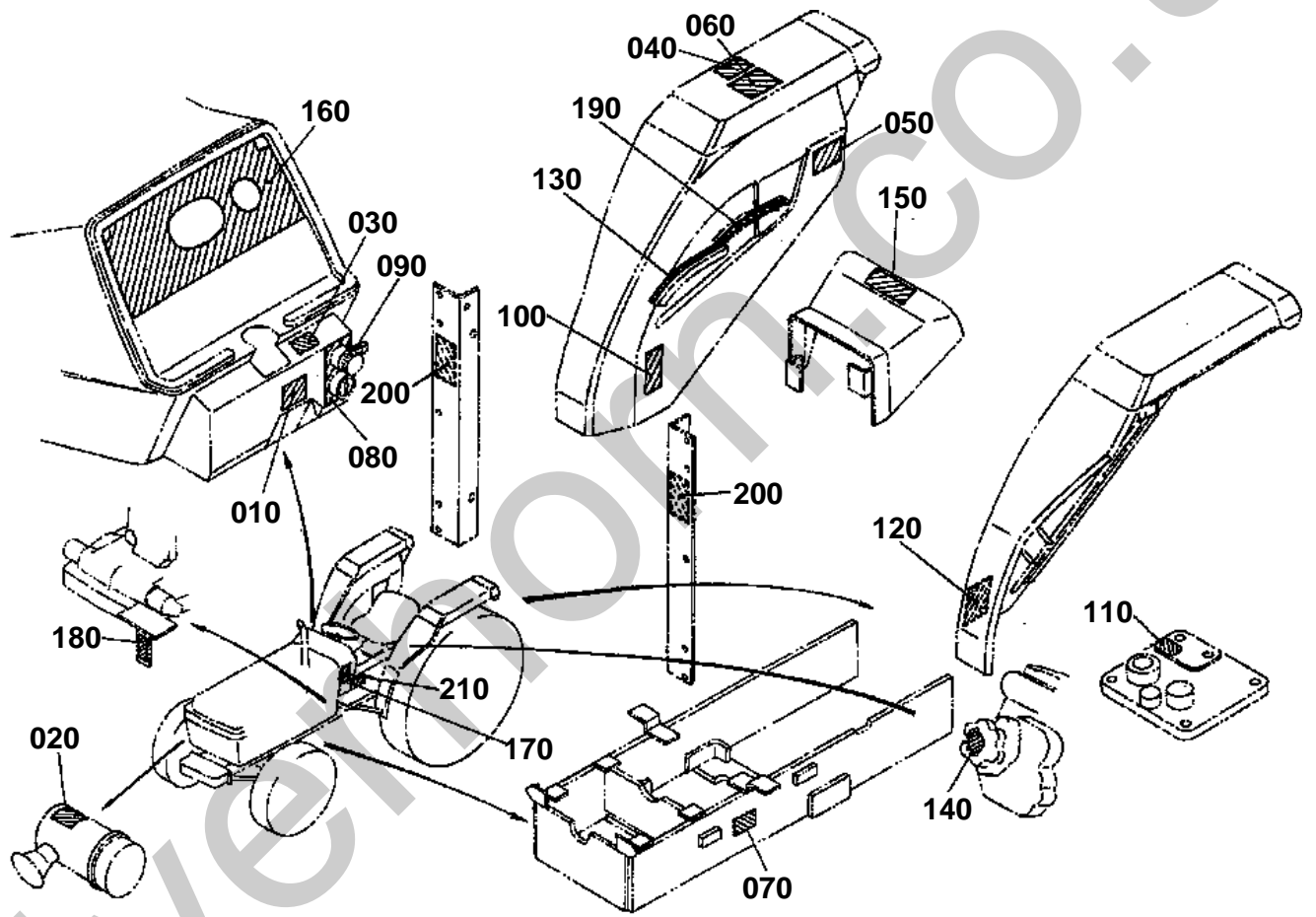


**LABEL 2 [OLD TYPE]**

S.No.;<=59999

↔ Interchangeable; ≠ not interchangeable; ← new for old; → old for new

REF.No	Part No.	Description	Q'ty	S.No.	I/C	REMARKS	Weight (kgf)	Weight (lb)
010	35110-17610	LABEL ENGINE STOP	1				0.002	0.0044
020	15222-93450	LABEL AIR CLEANER	1			ENGLISH	0.001	0.0022
020	15227-87450	LABEL AIR CLEANER	1			FRENCH	0.001	0.0022
030	35260-25050	LABEL SHUTTLE	1			ENGLISH	0.01	0.022
030	35261-25050	LABEL SHUTTLE	1			FRENCH	0.001	0.0022
040	35260-29782	LABEL ROPS WARNING	1			ENGLISH	0.001	0.0022
040	35871-98640	LABEL ROPS WARNING	1			FRENCH	0.002	0.0044
050	35260-29790	LABEL DRAWBAR	1			ENGLISH	0.002	0.0044
050	35871-98660	LABEL DRAWBAR	1			FRENCH	0.001	0.0022
060	35260-34913	LABEL SAFETY	1			ENGLISH	0.005	0.011
060	35261-34910	LABEL SAFETY	1			FRENCH	0.006	0.0132
070	32430-65453	NAME PLATE	1				0.005	0.011
080	32430-65510	LABEL MAIN SWITCH	1				0.001	0.0022
090	32539-65530	LABEL HAZARD MARK	1				0.001	0.0022
100	32430-65650	LABEL DIFF.LOCK	1				0.001	0.0022
110	35260-24950	LABEL PTO	1				0.002	0.0044
120	35176-24580	LABEL RANGE SHIFT	1				0.002	0.0044
130	32430-65760	LABEL POSITION CON.	1			ENGLISH	0.003	0.0066
130	32431-65760	LABEL POSITION CON.	1			FRENCH	0.003	0.0066
140	31351-65780	LABEL HYD ADJUST	1			ENGLISH	0.001	0.0022
140	32530-65800	LABEL HYD ADJUST	1			FRENCH	0.001	0.0022
150	35200-25340	LABEL PTO WARNING	1			ENGLISH	0.002	0.0044
150	35261-25340	LABEL PTO WARNING	1			FRENCH	0.003	0.0066
160	32400-45572	LABEL PANEL	1	<=51693			0.02	0.044
160	32400-45573	LABEL PANEL	1	>=51694	≠		0.025	0.055
170	35820-98632	LABEL START CAUTION	1			ENGLISH	0.003	0.0066
170	32530-65930	LABEL START CAUTION	1			FRENCH	0.001	0.0022
180	35010-65810	LABEL 4WD CHANGE	1				0.01	0.022
190	32430-65770	LABEL DRAFT CON.	1			OPTION	0.001	0.0022



32310-113-10

**LABEL 2 [NEW TYPE]**

S.No.;>=60001

↔ Interchangeable; ≠ not interchangeable; ← new for old; → old for new

REF.No	Part No.	Description	Q'ty	S.No.	I/C	REMARKS	Weight (kgf)	Weight (lb)
010	35000-17610	LABEL ENGINE STOP	1				0.005	0.011
020	15222-93450	LABEL AIR CLEANER	1			ENGLISH	0.001	0.0022
020	15227-87450	LABEL AIR CLEANER	1			FRENCH	0.001	0.0022
030	35260-25050	LABEL SHUTTLE	1			ENGLISH	0.01	0.022
030	35261-20500	LABEL SHUTTLE	1			FRENCH	0	0
040	TA040-49320	LABEL ROPS WARNING	1			ENGLISH	0.001	0.0022
040	TA040-49150	LABEL ROPS WARNING	1			FRENCH	0.003	0.0066
050	TA040-49350	LABEL DRAWBAR	1			ENGLISH	0.002	0.0044
050	TA041-49350	LABEL DRAWBAR	1			FRENCH	0.003	0.0066
060	35260-34913	LABEL SAFETY	1			ENGLISH	0.005	0.011
060	35261-34910	LABEL SAFETY	1			FRENCH	0.006	0.0132
070	32430-65453	NAME PLATE	1				0.005	0.011
080	32430-65510	LABEL MAIN SWITCH	1				0.001	0.0022
090	32539-65530	LABEL HAZARD MARK	1				0.001	0.0022
100	TA040-49760	MARK DIFF.LOCK	1				0.001	0.0022
110	35260-24950	LABEL PTO	1				0.002	0.0044
120	35176-24580	LABEL RANGE SHIFT	1				0.002	0.0044
130	32430-65760	LABEL POSITION CON.	1			ENGLISH	0.003	0.0066
130	32431-65760	LABEL POSITION CON.	1			FRENCH	0.003	0.0066
140	31351-65780	LABEL HYD ADJUST	1			ENGLISH	0.001	0.0022
140	32530-65800	LABEL HYD ADJUST	1			FRENCH	0.001	0.0022
150	TA040-49590	LABEL PTO WARNING	1			ENGLISH	0.002	0.0044
150	TA041-49590	LABEL PTO WARNING	1			FRENCH	0.005	0.011
160	32400-45573	LABEL PANEL	1				0.025	0.055
170	TA040-49650	LABEL START CAUTION	1			ENGLISH	0.004	0.0088
170	TA041-49650	LABEL START CAUTION	1			FRENCH	0.004	0.0088
180	35010-65810	LABEL 4WD CHANGE	1				0.01	0.022
190	32430-65770	LABEL DRAFT CON.	1			OPTION	0.001	0.0022
200	32751-49580	LABEL FAN BELT	2				0.001	0.0022
210	32310-49580	LABEL WARNING	1				0.002	0.0044

↔ Interchangeable; ≠ not interchangeable; ← new for old; → old for new

REF.No	Part No.	Description	Q'ty	S.No.	I/C	REMARKS	Weight (kgf)	Weight (lb)
010	32400-19713	MANUAL INSTRUCTION	1	<=59999		ENGLISH	0.135	0.297
010	32310-19710	MANUAL INSTRUCTION	1	>=60001	≠	ENGLISH	0	0
010	32310-19712	MANUAL INSTRUCTION	1	>=62099	←	ENGLISH	0.165	0.363
010	32311-19710	MANUAL INSTRUCTION	1	>=60001		FRENCH	0.163	0.3586
020	01073-51630	BOLT	8			FOR REAR WHEEL	0.079	0.1738
030	02076-50160	NUT	4			FOR REAR WHEEL	0.03	0.066
050	01517-51632	STUD	4			FOR REAR WHEEL	0.076	0.1672
060	04512-60160	WASHER SPRING	12			FOR REAR WHEEL	0.01	0.022
070	04512-60140	WASHER SPRING	12			FOR FRONT WHEEL	0.006	0.0132
090	04013-60140	WASHER PLAIN	12			FOR FRONT WHEEL	0.01	0.022
110	02176-50140	NUT	4			FOR FRONT WHEEL	0.014	0.0308
120	35450-49160	STUD	4			FOR FRONT WHEEL	0.05	0.11
130	01173-51430	BOLT	8			FOR FRONT WHEEL	0.052	0.1144
140	35260-31852	ASSY KEY MAIN SWITCH	1				0.02	0.044